

---

---

**UNITED STATES  
SECURITIES AND EXCHANGE COMMISSION  
WASHINGTON, D.C. 20549**

---

**FORM 20-F**

---

(Mark One)

REGISTRATION STATEMENT PURSUANT TO SECTION 12(b) OR (g) OF THE  
SECURITIES EXCHANGE ACT OF 1934

OR

ANNUAL REPORT PURSUANT TO SECTION 13 OR 15(d) OF THE  
SECURITIES EXCHANGE ACT OF 1934

For the fiscal year ended December 31, 2014

OR

TRANSITION REPORT PURSUANT TO SECTION 13 OR 15(d) OF THE  
SECURITIES EXCHANGE ACT OF 1934

OR

SHELL COMPANY REPORT PURSUANT TO SECTION 13 OR 15(d) OF THE  
SECURITIES EXCHANGE ACT OF 1934

Date of event requiring this shell company report

For the transition period from \_\_\_\_\_ to \_\_\_\_\_

Commission file number 1-14946

---

**CEMEX, S.A.B. de C.V.**

(Exact name of Registrant as specified in its charter)

---

**CEMEX PUBLICLY TRADED STOCK CORPORATION WITH VARIABLE CAPITAL**

(Translation of Registrant's name into English)

**United Mexican States**

(Jurisdiction of incorporation or organization)

**Avenida Ricardo Margáin Zozaya #325, Colonia Valle del Campestre, San Pedro Garza García,**

**Nuevo León, México 66265**

(Address of principal executive offices)

**Ramiro G. Villarreal Morales,**

**+52 81 8888-8888, +52 81 8888-4399,**

**Avenida Ricardo Margáin Zozaya #325, Colonia Valle del Campestre, San Pedro Garza García,**

**Nuevo León, México 66265**

(Name, Telephone, E-mail and/or Facsimile number and Address of Company Contact Person)

Securities registered or to be registered pursuant to Section 12(b) of the Act.

Title of each class

Name of each exchange on which registered

**Ordinary Participation Certificates (*Certificados de Participación Ordinarios*), or CPOs, each CPO representing two Series A shares and one Series B share, traded in the form of American Depositary Shares, or ADSs, each ADS representing ten CPOs.**

**New York Stock Exchange**

**Securities registered or to be registered pursuant to Section 12(g) of the Act.**

**None**  
(Title of Class)

**Securities for which there is a reporting obligation pursuant to Section 15(d) of the Act.**

**None**  
(Title of Class)

---

Indicate the number of outstanding shares of each of the issuer's classes of capital or common stock as of the close of the period covered by the annual report.

12,429,046,170 CPOs

24,913,159,536 Series A shares (including Series A shares underlying CPOs)

12,456,579,768 Series B shares (including Series B shares underlying CPOs)

Indicate by check mark if the registrant is a well-known seasoned issuer, as defined in Rule 405 of the Securities Act. Yes  No

If this report is an annual or transition report, indicate by check mark if the registrant is not required to file reports pursuant to Section 13 or 15(d) of the Securities Exchange Act of 1934. Yes  No

Note—Checking the box above will not relieve any registrant required to file reports pursuant to Section 13 or 15(d) of the Securities Exchange Act of 1934 from their obligations under those sections.

Indicate by check mark whether the registrant (1) has filed all reports required to be filed by Section 13 or 15(d) of the Securities Exchange Act of 1934 during the preceding 12 months (or for such shorter period that the registrant was required to file such reports), and (2) has been subject to such filing requirements for the past 90 days. Yes  No

Indicate by check mark whether the registrant has submitted electronically and posted on its corporate Web site, if any, every Interactive Data File required to be submitted and posted pursuant to Rule 405 of Regulation S-T (§232.405 of this chapter) during the preceding 12 months (or for such shorter period that the registrant was required to submit and post such files). N/A

Indicate by check mark whether the registrant is a large accelerated filer, an accelerated filer, or a non-accelerated filer. See definition of “accelerated filer and large accelerated filer” in Rule 12b-2 of the Exchange Act. (Check one):

Large accelerated filer

Accelerated filer

Non-accelerated filer

Indicate by check mark which basis of accounting the registrant has used to prepare the financial statements included in this annual report:

U.S. GAAP

International Financial Reporting Standards as issued  
by the International Accounting Standards Board

Other

If “Other” has been checked in response to the previous question, indicate by check mark which financial statement item the registrant has elected to follow. Item 17  Item 18

If this is an annual report, indicate by check mark whether the registrant is a shell company (as defined in Rule 12b-2 of the Exchange Act). Yes  No

---

---

## TABLE OF CONTENTS

### PART I

Item 1—Identity of Directors, Senior Management and Advisors .....	3
Item 2—Offer Statistics and Expected Timetable .....	3
Item 3—Key Information .....	3
Summary of Most Important Transactions since the 2009 Refinancing .....	3
Risk Factors .....	7
Risks Relating To Our Business .....	7
Mexican Peso Exchange Rates .....	28
Selected Consolidated Financial Information .....	29
Item 4—Information on the Company .....	32
Business Overview .....	32
Geographic Breakdown of Net Sales for the Year Ended December 31, 2014 .....	35
Breakdown of Net Sales by Product for the Year Ended December 31, 2014 .....	36
Our Vision .....	36
Our Priorities .....	41
Our Products .....	44
User Base .....	52
Our Corporate Structure .....	53
Our Trading Operations .....	84
Our Cement Plants .....	85
Regulatory Matters and Legal Proceedings .....	86
Antitrust Proceedings .....	86
Environmental Matters .....	91
Tax Matters .....	100
Other Legal Proceedings .....	105
Item 4A—Unresolved Staff Comments .....	111
Item 5—Operating and Financial Review and Prospects .....	111
Cautionary Statement Regarding Forward-Looking Statements .....	111
Overview .....	112
Critical Accounting Policies .....	113
Results of Operations .....	123
Selected Consolidated Statement of Operations Data .....	125
Year Ended December 31, 2014 Compared to Year Ended December 31, 2013 .....	126
Year Ended December 31, 2013 Compared to Year Ended December 31, 2012 .....	140
Liquidity and Capital Resources .....	154
Research and Development, Patents and Licenses, etc. ....	167
Trend Information .....	168
Summary of Material Contractual Obligations and Commercial Commitments .....	169
Off-Balance Sheet Arrangements .....	177
Qualitative and Quantitative Market Disclosure .....	177
Investments, Acquisitions and Divestitures .....	181
Recent Developments .....	183
Recent Developments Relating to Our Indebtedness .....	183
Recent Developments Relating to Our Operations .....	184
Recent Developments Relating to Our Shareholders and Corporate Governance .....	184
Item 6—Directors, Senior Management and Employees .....	185
Senior Management and Directors .....	185
Board Practices .....	194
Compensation of CEMEX, S.A.B. de C.V.’s Directors and Members of Our Senior Management .....	196

Employees	198
Share Ownership	200
Item 7—Major Shareholders and Related Party Transactions	200
Major Shareholders	200
Related Party Transactions	201
Item 8—Financial Information	202
Consolidated Financial Statements and Other Financial Information	202
Legal Proceedings	202
Dividends	202
Significant Changes	203
Item 9—Offer and Listing	204
Market Price Information	204
Item 10—Additional Information	205
Articles of Association and By-laws	205
Material Contracts	216
Exchange Controls	217
Taxation	217
Documents on Display	220
Item 11—Qualitative and Quantitative Disclosures About Market Risk	221
Item 12—Description of Securities Other than Equity Securities	221
Item 12A—Debt Securities	221
Item 12B—Warrants and Rights	221
Item 12C—Other Securities	221
Item 12D—American Depositary Shares	221
Depositary Fees and Charges	221
Depositary Payments for the year ended December 31, 2014	222

## PART II

Item 13—Defaults, Dividend Arrearages and Delinquencies	223
Item 14—Material Modifications to the Rights of Security Holders and Use of Proceeds	223
Item 15—Controls and Procedures	223
Management’s Annual Report on Internal Control Over Financial Reporting	223
Attestation Report of the Registered Public Accounting Firm	223
Changes in Internal Control Over Financial Reporting	223
Item 16—[RESERVED]	223
Item 16A—Audit Committee Financial Expert	223
Item 16B—Code of Ethics	223
Item 16C—Principal Accountant Fees and Services	225
Audit Committee Pre-Approval Policies and Procedures	226
Item 16D—Exemptions from the Listing Standards for Audit Committees	226
Item 16E—Purchases of Equity Securities by the Issuer and Affiliated Purchasers	226
Item 16F—Change in Registrant’s Certifying Accountant	226
Item 16G—Corporate Governance	226
Item 16H—Mine Safety Disclosure	229

## PART III

Item 17—Financial Statements	230
Item 18—Financial Statements	230
Item 19—Exhibits	230

## INTRODUCTION

CEMEX, S.A.B. de C.V. is incorporated as a publicly traded stock corporation with variable capital (*sociedad anónima bursátil de capital variable*) organized under the laws of the United Mexican States, or Mexico. Except as the context otherwise may require, references in this annual report to “CEMEX,” “we,” “us” or “our” refer to CEMEX, S.A.B. de C.V. and its consolidated entities. See note 2 to our 2014 audited consolidated financial statements included elsewhere in this annual report.

## PRESENTATION OF FINANCIAL INFORMATION

Our consolidated financial statements included elsewhere in this annual report have been prepared in accordance with International Financial Reporting Standards, or IFRS, as issued by the International Accounting Standards Board, or IASB.

The regulations of the Securities and Exchange Commission, or SEC, do not require foreign private issuers that prepare their financial statements on the basis of IFRS (as published by the IASB) to reconcile such financial statements to U.S. GAAP. As such, while CEMEX, S.A.B. de C.V. has in the past reconciled its consolidated financial statements prepared in accordance with Mexican Financial Reporting Standards, or MFRS, to U.S. GAAP, those reconciliations are no longer presented in CEMEX, S.A.B. de C.V.’s filings with the SEC.

References in this annual report to “U.S.\$” and “Dollars” are to U.S. Dollars, references to “€” are to Euros, references to “£” and “Pounds” are to British Pounds, and, unless otherwise indicated, references to “Ps,” “Mexican Pesos” and “Pesos” are to Mexican Pesos. References to “billion” means one thousand million. The Dollar amounts provided below, unless otherwise indicated elsewhere in this annual report, are translations of Peso amounts at an exchange rate of Ps14.74 to U.S.\$1.00, the CEMEX accounting rate as of December 31, 2014. However, in the case of transactions conducted in Dollars, we have presented the Dollar amount of the transaction and the corresponding Peso amount that is presented in our consolidated financial statements. These translations have been prepared solely for the convenience of the reader and should not be construed as representations that the Peso amounts actually represent those Dollar amounts or could be converted into Dollars at the rate indicated. Between January 1, 2014 and April 17, 2015, the Peso depreciated by approximately 3.7% against the Dollar, based on the noon buying rate for Pesos. See “Item 3—Key Information—Selected Consolidated Financial Information.”

The noon buying rate for Mexican Pesos on December 31, 2014 was Ps14.75 to U.S.\$1.00 and on April 17, 2015 was Ps15.32 to U.S.\$1.00.

References in this annual report to total debt plus other financial obligations do not include debt and other financial obligations of ours held by us. See notes 2L and 16B to our 2014 audited consolidated financial statements included elsewhere in this annual report for a detailed description of our other financial obligations. Total debt plus other financial obligations differs from the calculation of debt under the Facilities Agreement and the Credit Agreement described herein.

## CERTAIN TECHNICAL TERMS

When used herein, the terms set forth below mean the following:

- **Clinker** is an intermediate cement product made by sintering limestone, clay, and iron oxide in a kiln at around 1,450 degrees Celsius. One metric ton of clinker is used to make approximately 1.1 metric tons of gray portland cement.
- **Petroleum coke (pet coke)** is a byproduct of the oil refining coking process.
- **Tons**, unless the context indicates otherwise, means metric tons. One metric ton equals 1.102 short tons.

## PART I

### **Item 1—Identity of Directors, Senior Management and Advisors**

Not applicable.

### **Item 2—Offer Statistics and Expected Timetable**

Not applicable.

### **Item 3—Key Information**

#### **Summary of Most Important Transactions since the 2009 Refinancing**

On August 14, 2009, we entered into a financing agreement (the “2009 Financing Agreement”), which extended the final maturities of approximately U.S.\$15 billion in syndicated and bilateral bank facilities and private placement notes to February 14, 2014. On July 5, 2012, we launched an exchange offer and consent request (the “Exchange Offer and Consent Request”), to eligible creditors under the 2009 Financing Agreement pursuant to which eligible creditors were requested to consent to certain amendments to the 2009 Financing Agreement (together, the “Amendment Consents”). In addition, we offered to exchange the indebtedness owed to such creditors under the 2009 Financing Agreement that were eligible to participate in the Exchange Offer and Consent Request (the “Participating Creditors”) for (i) new loans (or, in the case of the private placement notes, new private placement notes) or (ii) up to U.S.\$500 million of our 9.50% Senior Secured Notes due 2018 issued on September 17, 2012 (the “June 2018 U.S. Dollar Notes”), in each case, in transactions exempt from registration under the Securities Act of 1933, as amended (the “Securities Act”).

On September 17, 2012, we successfully completed the refinancing transactions contemplated by the Exchange Offer and Consent Request (collectively, the “Refinancing Transaction”), and we and certain of our subsidiaries entered into (a) an amendment and restatement agreement, dated September 17, 2012 (the “Amendment and Restatement Agreement”), pursuant to which the Amendment Consents with respect to the 2009 Financing Agreement were given effect, and (b) a facilities agreement, dated September 17, 2012 (as amended from time to time, the “Facilities Agreement”), pursuant to which we were deemed to borrow loans from those Participating Creditors participating in the Exchange Offer and Consent Request in principal amounts equal to the principal amounts of indebtedness subject to the 2009 Financing Agreement that was extinguished by such Participating Creditors. As a result of the Refinancing Transaction, participating creditors received (i) approximately U.S.\$6.155 billion in aggregate principal amount of new loans and new private placement notes and (ii) U.S.\$500 million aggregate principal amount of the June 2018 U.S. Dollar Notes. In addition, approximately U.S.\$525 million aggregate principal amount of loans and private placement notes, which had remained outstanding under the 2009 Financing Agreement as of September 17, 2012, were subsequently prepaid prior to their maturity in accordance with the Facilities Agreement.

As part of the Facilities Agreement, we pledged under pledge agreements or transferred to a trustee under a security trust substantially all the shares of CEMEX México, S.A. de C.V., or CEMEX México, Cemex Operaciones México, S.A. de C.V., or Cemex Operaciones México (formerly known as Centro Distribuidor de Cemento, S.A. de C.V., as successor by merger to Mexcement Holdings, S.A. de C.V. and Corporación Gouda, S.A. de C.V.), CEMEX Trademarks Holding Ltd., New Sunward Holding B.V., or New Sunward, and CEMEX España, S.A., or CEMEX España, as collateral (together, the “Collateral”), and all proceeds of such Collateral, to secure our payment obligations under the Facilities Agreement and under several other financing arrangements. These subsidiaries whose shares were pledged or transferred as part of the Collateral collectively own, directly or indirectly, substantially all our operations worldwide.

On September 29, 2014, we entered into a new credit agreement (the “Credit Agreement”) for U.S.\$1.35 billion with nine of the main lending banks from our Facilities Agreement. As a result, we reduced the total outstanding principal balance under the Facilities Agreement to approximately U.S.\$2.475 billion thereby avoiding a contingent payment of a quarterly fee of 0.50% of the outstanding amount under the Facilities

Agreement, which would have become payable beginning in the third quarter of 2015. The main terms of the Credit Agreement are as follows: (i) an average 4-year term with equal semi-annual payments of principal of 20% each, beginning on the third anniversary of the Credit Agreement and with the last payment on September 29, 2019; (ii) a spread over LIBOR of between 250 and 375 basis points, depending on the level of leverage of CEMEX; (iii) 40% of the total principal amount of the Credit Agreement consists of a revolving tranche with the same maturity, which was fully drawn on the closing date and may be repaid and redrawn from time to time; and (iv) improvements in certain covenants and undertakings that provide more flexibility to CEMEX.

Effective October 31, 2014, we obtained the required consents to amend the Facilities Agreement to substantially conform the covenants and undertakings thereunder to those of the Credit Agreement. The main amendments include: (i) the amounts allowed for capital expenditures were increased from U.S.\$800 million to U.S.\$1 billion per year; (ii) the amounts allowed for permitted acquisitions and investments in joint ventures were increased from U.S.\$250 million to U.S.\$400 million per year; (iii) the restrictions on asset swaps were eliminated; and (iv) a new mandatory prepayment regime that eliminates the cash sweep covenant and provides CEMEX with more discretion to use its cash.

On November 19, 2014, five additional banks joined the Credit Agreement as lenders with aggregate commitments of U.S.\$515 million, increasing the total amount of the Credit Agreement from U.S.\$1.35 billion to U.S.\$1.87 billion (and increasing the revolving tranche of the Credit Agreement proportionally to U.S.\$746 million). On November 25 and 26, 2014, we used available cash and the additional U.S.\$515 million in proceeds from the Credit Agreement to partially prepay the Facilities Agreement and other debt. As a result, the remaining outstanding amount under the Facilities Agreement was reduced to approximately U.S.\$1.98 billion, scheduled to mature in February 2017. On December 8, 2014, we repaid U.S.\$560 million under the revolving tranche of the Credit Agreement; as a result, as of December 31, 2014, the total amount drawn under the revolving tranche of the Credit Agreement was U.S.\$186 million.

The Credit Agreement includes the same guarantors as the Facilities Agreement (except for CEMEX, Inc. that provides a limited guarantee under the Facilities Agreement) and shares the Collateral pledged in favor of the lenders under the Facilities Agreement and other secured obligations of CEMEX.

Since 2009, we have completed a number of capital markets transactions and asset disposals, the majority of the proceeds of which have been used to repay indebtedness, to improve our liquidity position and for general corporate purposes. Such capital market transactions consisted of:

- in September 2009, the sale of a total of 1,495 million CPOs, directly or in the form of ADSs, in a global offering for approximately U.S.\$1.8 billion in net proceeds;
- in December 2009, the issuance by CEMEX, S.A.B. de C.V. of approximately Ps4.1 billion (approximately U.S.\$315 million) of 10% mandatory convertible notes due 2019 (the “November 2019 Mandatory Convertible Mexican Peso Notes”), in exchange for promissory notes previously issued by CEMEX, S.A.B. de C.V. in the Mexican capital markets (*Certificados Bursátiles*) (“CBs”) with maturities between 2010 and 2012;
- in December 2009 and January 2010, the issuance by CEMEX Finance LLC of U.S.\$1.75 billion aggregate principal amount of its 9.50% U.S. Dollar-Denominated Senior Secured Notes due 2016 (the “December 2016 U.S. Dollar Notes”) and €350 million aggregate principal amount of its 9.625% Euro-Denominated Senior Secured Notes due 2017 (the “December 2017 Euro Notes” and, together with the December 2016 U.S. Dollar Notes, the “December 2016 U.S. Dollar and 2017 Euro Notes”);
- in March 2010, the issuance by CEMEX, S.A.B. de C.V. of U.S.\$715 million aggregate principal amount of its 4.875% Convertible Subordinated Notes due 2015, including the full exercise of the U.S.\$65 million over-allotment option granted to the initial purchasers of the notes (the “March 2015 Optional Convertible Subordinated U.S. Dollar Notes”);



- in May 2010, the issuance by CEMEX España, acting through its Luxembourg branch, of U.S.\$1,067,665,000 aggregate principal amount of its 9.25% U.S. Dollar-Denominated Senior Secured Notes due 2020 (the “May 2020 U.S. Dollar Notes”) and €115,346,000 aggregate principal amount of its 8.875% Euro-Denominated Senior Secured Notes due 2017 (the “May 2017 Euro Notes” and, together with the May 2020 U.S. Dollar Notes, the “May 2020 U.S. Dollar and 2017 Euro Notes”), in exchange for the U.S. Dollar-Denominated 6.196% Fixed-to-Floating Rate Callable Perpetual Debentures issued by C5 Capital (SPV) Limited, U.S. Dollar-Denominated 6.64% Fixed-to-Floating Rate Callable Perpetual Debentures issued by C8 Capital (SPV) Limited, U.S. Dollar-Denominated 6.722% Fixed-to-Floating Rate Callable Perpetual Debentures issued by C10 Capital (SPV) Limited and Euro-Denominated 6.277% Fixed-to-Floating Rate Callable Perpetual Debentures issued by C10-EUR Capital (SPV) Limited (collectively, the “Perpetual Debentures”), pursuant to a private placement exchange offer directed to the holders of Perpetual Debentures;
- in January 2011, the issuance by CEMEX, S.A.B. de C.V. of U.S.\$1.0 billion aggregate principal amount of its 9.000% Senior Secured Notes due 2018 (the “January 2018 U.S. Dollar Notes”);
- in March 2011, the issuance by CEMEX España, acting through its Luxembourg branch, of U.S.\$125,331,000 aggregate principal amount of its 9.250% Senior Secured Notes due 2020 (the “Additional May 2020 U.S. Dollar Notes”);
- in March 2011, the issuance by CEMEX, S.A.B. de C.V. of U.S.\$1,667.5 million aggregate principal amount of its 3.250% Convertible Subordinated Notes due 2016 and 3.750% Convertible Subordinated Notes due 2018 (together, the “March 2016 and March 2018 Optional Convertible Subordinated U.S. Dollar Notes”);
- in April 2011, the issuance by CEMEX, S.A.B. de C.V. of U.S.\$800 million aggregate principal amount of its Floating Rate Senior Secured Notes due 2015 (the “September 2015 Floating Rate U.S. Dollar Notes”);
- in July 2011, the issuance by CEMEX, S.A.B. de C.V. of U.S.\$650 million aggregate principal amount of its 9.000% Senior Secured Notes due 2018 (the “Additional January 2018 U.S. Dollar Notes”);
- in March 2012, the issuance by CEMEX España, acting through its Luxembourg branch, of U.S.\$703,861,000 aggregate principal amount of its 9.875% U.S. Dollar-Denominated Senior Secured Notes Due 2019 and €179,219,000 aggregate principal amount of its 9.875% Euro-Denominated Senior Secured Notes Due 2019 (together, the “April 2019 U.S. Dollar and Euro Notes”), in exchange for Perpetual Debentures and 4.75% Notes due 2014 (the “Eurobonds”) issued by CEMEX Finance Europe B.V., a special purpose vehicle and wholly-owned subsidiary of CEMEX España, pursuant to separate private placement exchange offers directed to the holders of Perpetual Debentures and Eurobonds;
- in October 2012, the issuance by CEMEX Finance LLC of U.S.\$1.5 billion aggregate principal amount of its 9.375% Senior Secured Notes due 2022 (the “October 2022 U.S. Dollar Notes”);
- in November 2012, CEMEX Latam Holdings, S.A. (“CEMEX Latam”), a then wholly-owned subsidiary of CEMEX España, completed the sale of newly issued common shares in a concurrent public offering to investors in Colombia and a private placement to eligible investors outside of Colombia (together, the “CEMEX Latam Offering”), representing approximately 26.65% of CEMEX Latam’s outstanding common shares. CEMEX Latam’s common shares are listed on the Colombian Stock Exchange (*Bolsa de Valores de Colombia S.A.*). CEMEX Latam used the net proceeds from the offering to repay a portion of the indebtedness owed to us, which we used for general corporate purposes, including the repayment of indebtedness. CEMEX Latam is the holding company for CEMEX’s operations in Brazil, Colombia, Costa Rica, Guatemala, Nicaragua, Panama and El Salvador. As of December 31, 2014, CEMEX España owned approximately 73.35% of CEMEX Latam’s outstanding common shares, excluding shares held in treasury;
- in March 2013, the issuance by CEMEX S.A.B. de C.V. of U.S.\$600 million aggregate principal amount of its 5.875% Senior Secured Notes due 2019 (the “March 2019 U.S. Dollar Notes”);

- in August 2013, the issuance by CEMEX S.A.B. de C.V. of U.S.\$1.0 billion aggregate principal amount of its 6.5% Senior Secured Notes due 2019 (the “December 2019 U.S. Dollar Notes”);
- in October 2013, the issuance by CEMEX S.A.B. de C.V. of U.S.\$1.0 billion aggregate principal amount of its 7.25% Senior Secured Notes due 2021 (the “January 2021 Fixed Rate U.S. Dollar Notes”) and U.S.\$500 million aggregate amount of its Floating Rate Senior Secured Notes due 2018 (the “October 2018 Floating Rate U.S. Dollar Notes” and, together with the January 2021 Fixed Rate U.S. Dollar Notes (the “January 2021 Fixed Rate U.S. Dollar and 2018 Floating Rate U.S. Dollar Notes”));
- in April 2014, CEMEX Finance LLC issued U.S.\$1.0 billion aggregate principal amount of its 6.000% U.S. Dollar-Denominated Senior Secured Notes due 2024 (the “April 2024 U.S. Dollar Notes”) and €400 million aggregate principal amount of its 5.250% Euro-Denominated Senior Secured Notes due 2021 (the “April 2021 Euro Notes” and, together with the April 2024 U.S. Dollar Notes (the “April 2024 U.S. Dollar and the 2021 Euro Notes”));
- in September 2014, the issuance by CEMEX S.A.B. de C.V. of U.S. \$1.1 billion aggregate principal amount of its 5.700% Senior Secured Notes due 2025 (the “January 2025 U.S. Dollar Notes”) and €400 million aggregate principal amount of its 4.750% Senior Secured Notes due 2022 (the “January 2022 Euro Notes” and, together with the January 2025 U.S. Dollar Notes (the “January 2025 U.S. Dollar and January 2022 Euro Notes”));
- in October 2014, the private offering by CEMEX, S.A.B. de C.V. of 200,000 Contingent Convertible Units, each with a stated amount of U.S.\$1,000. The Contingent Convertible Units were issued to finance payment of U.S.\$200,000,000 of the principal amount of the March 2015 Optional Convertible Subordinated U.S. Dollar Notes that matured without conversion.

As of December 31, 2014, our total debt plus other financial obligations were Ps244,429 million (U.S.\$16,583 million) (principal amount Ps248,657 million (U.S.\$16,870 million)), which does not include approximately Ps6,869 million (U.S.\$466 million), which represents the nominal amount of Perpetual Debentures, but which does include (i) our debt subject to the Credit Agreement, which was approximately Ps18,957 million (U.S.\$1,286 million) (principal amount Ps19,236 million (U.S.\$1,305 million)) and (ii) our debt subject to the Facilities Agreement, which was approximately Ps28,569 million (U.S.\$1,938 million) (principal amount Ps29,116 million (U.S.\$1,975 million)), respectively.

Since the beginning of 2015, we have engaged in the following debt related activities and additional capital market transactions:

- in January 2015, the redemption of U.S.\$216,061,000 aggregate principal amount of the January 2018 U.S. Dollar Notes and Additional January 2018 U.S. Dollar Notes (the “January 2015 Redemption”);
- in March 2015, the issuance by CEMEX S.A.B. de C.V. of U.S.\$750 million aggregate principal amount of its 6.125% Senior Secured Notes due 2025 (the “May 2025 U.S. Dollar Notes”) and €550 million aggregate amount of its 4.375% Senior Secured Notes due 2023 (the “March 2023 Euro Notes” and, together with the May 2025 U.S. Dollar Notes, (the “May 2025 U.S. Dollar and March 2023 Euro Notes”). CEMEX, S.A.B. de C.V. used a portion of the net proceeds from the issuance of the May 2025 U.S. Dollar and the March 2023 Euro Notes to redeem the outstanding January 2018 U.S. Dollar Notes and Additional January 2018 U.S. Dollar Notes as further described below. In addition, CEMEX, S.A.B. de C.V. intends to use a portion of the net proceeds from the issuance of the May 2025 U.S. Dollar and the March 2023 Euro Notes to redeem the outstanding May 2020 U.S. Dollar Notes and Additional May 2020 U.S. Dollar Notes on May 12, 2015 and, to that end, on March 13, 2015, delivered an irrevocable notice of redemption to the trustee. Furthermore, CEMEX, S.A.B. de C.V. intends to use a portion of the net proceeds from the issuance of the May 2025 U.S. Dollar and the March 2023 Euro Notes to redeem the outstanding September 2015 Floating Rate U.S. Dollar Notes on June 30, 2015 and, to that end, (i) created a cash reserve and (ii) expects to re-draw from available funds under revolving tranche of the Credit Agreement, which funds were

temporarily used to reduce amounts drawn under such revolving tranche. We cannot assure you, however, that we will have available cash in hand and/or funds under the revolving tranche of the Credit Agreement to fund the redemption of the September 2015 Floating Rate U.S. Dollar Notes on the redemption date;

- in March 2015, the redemption of the remaining U.S.\$343,984,000 aggregate principal amount of the January 2018 U.S. Dollar Notes and Additional January 2018 U.S. Dollar Notes (the “March 2015 Redemption”);
- in March 2015, the issuance by CEMEX S.A.B. de C.V. of U.S.\$200 million aggregate principal amount of its Convertible Subordinated Notes due March 2020 (the “March 2020 Convertible Subordinated U.S. Dollar Notes”). The March 2020 Convertible U.S. Dollar Notes were issued to finance, in part, the payment at maturity of the March 2015 Optional Convertible Subordinated U.S. Dollar Notes that matured without conversion.

We refer to the December 2016 U.S. Dollar and 2017 Euro Notes, January 2018 U.S. Dollar Notes, September 2015 Floating Rate U.S. Dollar Notes, April 2019 U.S. Dollar and Euro Notes, June 2018 U.S. Dollar Notes, October 2022 U.S. Dollar Notes, March 2019 U.S. Dollar Notes, December 2019 U.S. Dollar Notes, January 2021 Fixed Rate U.S. Dollar and October 2018 Floating Rate U.S. Dollar Notes, April 2024 U.S. Dollar and the 2021 Euro Notes and January 2025 U.S. Dollar and January 2022 Euro Notes, collectively, as the Senior Secured Notes. For a more detailed description of these transactions, see “Item 5—Operating and Financial Review and Prospects—Summary of Material Contractual Obligations and Commercial Commitments.”

For the convenience of the reader, considering the impact of our recent financing transactions on our liquidity and financing obligations, we present amounts of debt and other financial obligations on an adjusted basis to give effect to important financing transactions completed between December 31, 2014 and the date of this annual report on Form 20-F (including the effected or intended use of proceeds therefrom). We refer to the January 2015 Redemption, the May 2025 U.S. Dollar and March 2023 Euro Notes (including the intended use of proceeds therefrom), the March 2015 Redemption and the March 2020 Convertible Subordinated U.S. Dollar Notes, collectively, as the “Recent Financing Transactions.” As of December 31, 2014, as adjusted to give effect to the Recent Financing Transactions, our total debt plus other financial obligations were Ps242,558 million (U.S.\$16,456 million) (principal amount Ps246,873 million (U.S.\$16,748 million)), which does not include approximately Ps6,873 million (U.S.\$466 million) of Perpetual Debentures, but which does include (i) our debt subject to the Credit Agreement, which was approximately Ps18,957 million (U.S.\$1,286 million) (principal amount Ps19,236 million (U.S.\$1,305 million)) and (ii) our debt subject to the Facilities Agreement, which was approximately Ps28,569 million (U.S.\$1,938 million) (principal amount Ps29,116 million (U.S.\$1,975 million)).

## **Risk Factors**

We are subject to various risks resulting from changing economic, environmental, political, industry, business, financial and climate conditions. The following risk factors are not the only risks that we face, and any of the risk factors described below could significantly and adversely affect our business, results of operations or financial condition.

### **Risks Relating To Our Business**

*Economic conditions in some of the countries where we operate may adversely affect our business, financial condition and results of operations.*

The economic conditions in some of the countries where we operate have had and may continue to have a material adverse impact on our business, financial condition and results of operations throughout our operations worldwide. Our results of operations are highly dependent on the results of our operating subsidiaries in the United States, Mexico, South America and Western Europe. The main significant challenges and sources of risks in the current global economic environment are i) uncertainty about the performance of oil prices; ii) normalization of U.S. monetary policy and its effects on the global economy in general and financial markets and

foreign exchange rates in particular, iii) volatility in foreign exchange rates; iv) the effectiveness of quantitative easing to increase inflation and propel economic growth in Europe; v) fiscal problems in Greece and its impact on the European Union; vi) the effects of a slowdown in China's economic performance on global growth; and vii) potential geopolitical implications of ongoing conflicts in the Middle East and other regions of political turmoil.

The recent fall in oil prices reorders the global economy. On one hand, it could contribute to economic growth in oil importing countries such as the United States, China and some European countries, while, on the other hand, it could drain oil exporting countries' growth (e.g., Russia or Venezuela). The shock of oil prices adds depreciatory pressures on commodity currencies such as the Russian Ruble, the Mexican Peso and the Colombian Peso, among others, and exacerbates concerns about global disinflation in Europe, Japan and China. The decline in oil prices could also impact foreign investment in certain oil exporting countries. Although oil prices have stabilized during the last weeks, there remains uncertainty about the performance of future oil prices.

The recovery of the U.S. economy has been particularly slow, despite extraordinary measures taken by the Federal Reserve to increase liquidity in the U.S. financial system. The U.S. economy continues to grow at a moderate pace. As full employment nears, the Federal Reserve is expected to reduce monetary accommodation by increasing short term rates, which could jeopardize economic growth. There are also operational risks in handling a rate increase as the new Federal Reserve tools may not perform as expected. The U.S. housing sector could be particularly affected if longer rates increase abruptly in response to the Federal Reserve actions. It is also possible that a delayed increase in rates could result in inflation acceleration and the disanchoring of inflation expectations leading to a potential recession. On the fiscal side, a resurfacing of fiscal uncertainty could jeopardize confidence in the economic prospects leading to slower growth. Continued appreciation of the U.S. Dollar could also negatively impact U.S. economic growth. Finally, Middle East concerns could propel U.S. involvement in the conflict leading to market jitters and consumer spending retrenchment.

Recent indicators suggest that economic activity in Mexico is gradually gaining traction as compared to activity levels in 2013 and 2014. The latest indicators confirm that the manufacturing sector remains robust and that domestic demand is starting to increase (e.g. private consumption and investment). The 2015 economic perspectives remain positive with the external sector as the main driver of growth. Concerns about the oil sector's impact on economic growth have risen significantly. Declining oil production and lower oil prices are the main risks that may affect economic growth given the importance of the mining sector to Mexican gross domestic product and fiscal accounts. In that vein, the Mexican government announced a public spending adjustment for 2015 and 2016 (0.7% of gross domestic product each year). In addition, the risk of further spending cuts, including in construction investment projects, is sizeable. Furthermore, Mexico's dependence on the U.S. economy is significant and, therefore, any significant change in economic activity in the United States may boost or hinder economic growth in Mexico. Other potential risks that may negatively affect 2015 economic growth in Mexico are i) private consumption and investment stagnation, ii) increase of social unrest and/or political uncertainty (fueled by corruption or electoral scandals), iii) further decline of international oil prices and iv) the substantial currency depreciation's impact on inflation.

Mexican financial markets face two significant challenges i) the sharp fall in crude oil prices and ii) monetary policy normalization in the U.S., which is expected to begin this year. The Mexican foreign exchange market has experienced recent volatility with the Mexican Peso depreciating significantly against the U.S. Dollar, along with most other world currencies. The foreign exchange rate adjustment in Mexico has been orderly, with abundant liquidity prevailing in market operations, and holdings of Mexican Peso denominated government bonds by nonresidents remaining at stable levels. Nevertheless, given the expected U.S. monetary policy normalization, some portfolio adjustment and further bouts of volatility could take place with the Mexican Peso depreciating further against the U.S. Dollar. In addition, we cannot rule out the possibility of significant portfolio outflows or a sharp increase in financial costs (interest rates).

Countries in the Euro area, particularly in the periphery, have faced a difficult economic environment due to sovereign, institutional and financial crises. Economic stability in the Euro area is still fragile and there is

significant deflation risk. The decrease in inflation due to lower oil prices prompted the European Council Bureau to launch an expanded asset purchase program of €60 billion per month to restore inflation levels to the European Council Bureau's target. Interest rates are expected to remain low for a long period and, as a result, sovereign rates have decreased—some of them dipping into negative territory. The divergence in monetary policy expectations between the Federal Reserve and the European Council Bureau has caused and may, in the short term, continue to cause the Euro to depreciate against the U.S. Dollar. The effectiveness of quantitative easing in Europe is uncertain. Inflation, Euro depreciation, quantitative easing measures and low oil prices are expected to underpin the Euro area economic activity in the near term. However, potential delays in carrying out needed structural reforms in some countries within the European Union pose a source of uncertainty for the Euro area recovery. In particular, Greece, and its ability to meet its financial obligations and the possibility of its eventual exit of the Euro area, poses additional risk factors in Europe. The Greek situation could affect the overall stability of the Euro zone and the suitability of the Euro as a single currency.

Significant trade links with Western Europe render some of the Eastern European countries susceptible to economic and political pressures in Western Europe. Additionally, in the coming years, Central European countries might experience a reduction in the proceeds they receive from the European Union Structural Funds which could hinder infrastructure investment.

The Central and South American economies are also exposed to the risk of a decrease in overall economic activity, including as a result of an increase in U.S. interest rates and/or low international oil prices. High levels of uncertainty against the backdrop of the Federal Reserve tightening is expected to affect the economies of the region. In Colombia, similar to the situation in Mexico, low international oil prices affect public and external accounts and could hinder economic growth. Significant volatility in the foreign exchange markets also impacts our businesses in key Central and South American regions such as Mexico and Colombia, and the recent volatility in foreign exchange markets may be exacerbated by expected U.S. monetary policy normalization. The risk of contagion effects across emerging markets is also persistent. Political or economic volatility in South American, Central American or Caribbean countries in which we have operations may also have an impact on prices and demand for our products, which could adversely affect our business, financial condition and results of operations.

The economic slowdown in China will have a broad impact across many economies, particularly those of commodity exporters among the emerging markets. There are expectations that China will grow more slowly over the medium term than in the recent past as it transitions into a more balanced and sustainable growth path.

In the Middle East, political risk could moderate economic growth and adversely affect construction investments. In Egypt, Al Sisi's election as new president brought some political instability; however, there is uncertainty about how the new government will confront the economic challenges facing the country and as a result of a delay in parliamentary elections. Uncertainty could dampen overall economic activity in Egypt, negatively affecting demand for building materials. Disorderly depreciation of the Egyptian pound is a latent risk. In Israel, following Netanyahu's re-election, an escalation of the ongoing conflict between Israel and Hamas over the Gaza Strip may affect our operations.

Demand for our products is highly related to construction levels and depends, in large part, on residential and commercial construction activity as well as infrastructure spending in the countries where we operate. Construction spending, both public and private, in countries dependent on revenue generated by the energy sector may be reduced. Declines in the construction industry are typically correlated with declines in economic growth. As a result, deterioration in economic conditions in the countries where we operate could have a material adverse effect on our business, financial condition and results of operations. In addition, we cannot assure you that growth in the gross domestic product of the countries where we operate will translate into a correlated increase in demand for our products.

***Concerns regarding the European debt crisis and market perception concerning the instability of the Euro could affect our operating profits.***

We conduct business in many countries that use the Euro as their currency, or the Eurozone. Although this risk appears to have declined considerably, concerns persist regarding the debt burden of certain Eurozone countries, such as Greece's ability to meet future financial obligations, the overall stability of the Euro and the suitability of the Euro as a single currency given the diverse economic and political circumstances in individual Eurozone countries.

These concerns could lead to the reintroduction of individual currencies in one or more Eurozone countries, or in more extreme circumstances, the possible dissolution of the Euro currency entirely. Should the Euro dissolve entirely, the legal and contractual consequences for holders of Euro-denominated obligations would be determined by laws in effect at such time. These potential developments, or market perceptions concerning these and related issues, could adversely affect the value of our Euro-denominated assets and obligations. In addition, concerns over the effect of this financial crisis on financial institutions in Europe and globally could have an adverse effect on the global capital markets, and more specifically on our ability, and the ability of our customers, suppliers and lenders to finance their respective businesses, to access liquidity at acceptable financing costs, if at all, and on the demand for our products.

We are subject to the effects of general global economic and market conditions that are beyond our control. If these conditions remain challenging or deteriorate, our business, financial condition and results of operations could be adversely affected. Possible consequences from macroeconomic global challenges, such as the debt crisis in certain countries in the European Union could have an adverse effect on our business, financial condition and results of operations.

***The Credit Agreement and the Facilities Agreement contain several restrictions and covenants. Our failure to comply with such restrictions and covenants could have a material adverse effect on us.***

The Credit Agreement and the Facilities Agreement require us to comply with several financial ratios and tests under IFRS, including a minimum consolidated coverage ratio of EBITDA to consolidated interest expense (including interest accrued on Perpetual Debentures) and a maximum consolidated leverage ratio of total debt (including financial leases plus Perpetual Debentures and guarantees, plus or minus the fair value of derivative financial instruments, among other adjustments) to EBITDA, as described below. Our ability to comply with these ratios may be affected by economic conditions and volatility in foreign exchange rates, as well as by overall conditions in the financial and capital markets and the construction sector.

The Credit Agreement requires us to comply with a consolidated coverage ratio of EBITDA to consolidated interest expense (including interest accrued on Perpetual Debentures), for the following periods, measured quarterly, of not less than (i) 1.75:1 for the period ending December 31, 2014 up to and including the period ending September 30, 2015, (ii) 1.85:1 for the period ending December 31, 2015 up to and including the period ending March 31, 2016, (iii) 2:00:1 for the period ending on June 30, 2016 up to and including the period ending on September 30, 2016 and (iv) 2.25:1 for the period ending December 31, 2016 and each subsequent reference period. In addition, the Credit Agreement allows us a maximum consolidated leverage ratio of total debt (including financial leases plus Perpetual Debentures and guarantees, plus or minus the fair value of derivative financial instruments, among other adjustments) to EBITDA for each period of four consecutive fiscal quarters (measured quarterly) not to exceed (i) 6.50:1 for the period ending December 31, 2014 up to and including the period ending March 31, 2015, (ii) 6.00:1 for the period ending June 30, 2015 up to and including the period ending September 30, 2015, (iii) 5.50:1 for the period ending December 31, 2015 up to and including the period ending March 31, 2016, (iv) 5.00:1 for the period ending June 30, 2016 up to and including the period ending September 30, 2016 and (v) 4.25:1 for the period ending December 31, 2016 and each subsequent reference period.

The Facilities Agreement requires us to comply with a consolidated coverage ratio of EBITDA to consolidated interest expense (including interest accrued on Perpetual Debentures), for the following periods,

measured semi-annually, of not less than (i) 1.75:1 for the period ending December 31, 2014 up to and including the period ending June 30, 2015, (ii) 1.85:1 for the period ending December 31, 2015, (iii) 2:00:1 for the period ending June 30, 2016 and (iv) 2.25:1 for the period ending December 31, 2016. In addition, the Facilities Agreement allows us a maximum consolidated leverage ratio of total debt (including financial leases plus Perpetual Debentures and guarantees, plus or minus the fair value of derivative financial instruments, among other adjustments) to EBITDA for each period of four consecutive fiscal quarters (measured semi-annually) not to exceed (i) 6.5:1 for the period ending December 31, 2014, (ii) 6.00:1 for the period ending June 30, 2015, (iii) 5.50:1 for the period ending December 31, 2015, (iv) 5.00:1 for the period ending June 30, 2016 and (v) 4.25:1 for the period ending December 31, 2016.

For the period ended December 31, 2014, we reported to the lenders under the Credit Agreement and the Facilities Agreement a consolidated coverage ratio of 2.34 and a consolidated leverage ratio of 5.19, each as calculated pursuant to the Credit Agreement and the Facilities Agreement. Pursuant to the Credit Agreement and the Facilities Agreement, we are prohibited from making aggregate annual capital expenditures in excess of U.S.\$1 billion (excluding certain capital expenditures, and joint venture investments and acquisitions by CEMEX Latam and its subsidiaries, which capital expenditures, joint venture investments and acquisitions at any time then incurred are subject to a separate aggregate limit of U.S.\$500 million (or its equivalent).

We are also subject to a number of negative covenants that, among other things, restrict or limit our ability to: (i) create liens; (ii) incur additional debt; (iii) change our business or the business of any obligor or material subsidiary (in each case, as defined in the Credit Agreement and the Facilities Agreement); (iv) enter into mergers; (v) enter into agreements that restrict our subsidiaries' ability to pay dividends or repay intercompany debt; (vi) acquire assets; (vii) enter into or invest in joint venture agreements; (viii) dispose of certain assets; (ix) grant additional guarantees or indemnities; (x) declare or pay cash dividends or make share redemptions; (xi) issue shares; (xii) enter into certain derivatives transactions; (xiii) exercise any call option in relation to any perpetual bonds we issue unless the exercise of the call options does not have a materially negative impact on our cash flow; and (xiv) transfer assets from subsidiaries or more than 10% of shares in subsidiaries into or out of CEMEX España or its subsidiaries if those assets or subsidiaries are not controlled by CEMEX España or any of its subsidiaries.

The Credit Agreement and the Facilities Agreement also contain a number of affirmative covenants that, among other things, require us to provide periodic financial information to our creditors. Pursuant to the Credit Agreement and the Facilities Agreement, however, a number of those covenants and restrictions will, if CEMEX so elects, automatically cease to apply or become less restrictive if (i) our consolidated leverage ratio for the two most recently completed semi-annual testing periods is less than 4.00:1; and (ii) no default under the Credit Agreement or the Facilities Agreement is continuing, as applicable. Restrictions that will cease to apply when we satisfy such conditions include the capital expenditure limitations mentioned above and several negative covenants, including limitations on our ability to transfer shares of entities of our group, repay existing financial indebtedness, declare or pay cash dividends and distributions to shareholders; certain asset sale restrictions; certain mandatory prepayment provisions; and restrictions on exercising call options in relation to any perpetual bonds we issue and on the issuance of certain convertible and exchangeable obligations. At such time, several baskets and caps relating to negative covenants will also increase, including permitted financial indebtedness, permitted guarantees and limitations on liens. However, we cannot assure you that we will be able to meet the conditions for these restrictions to cease to apply prior to the final maturity date under the Credit Agreement or the Facilities Agreement.

The Credit Agreement and the Facilities Agreement contain events of default, some of which may be outside our control. Such events of default include defaults based on (i) non-payment of principal, interest, or fees when due; (ii) material inaccuracy of representations and warranties; (iii) breach of covenants; (iv) bankruptcy (*quiebra*) or insolvency (*concurso mercantil*) of CEMEX, S.A.B. de C.V., any other obligor under the Credit Agreement or the Facilities Agreement or any other of our material subsidiaries (as defined in the Credit Agreement and the Facilities Agreement); (v) inability to pay debts as they fall due or by reason of

actual financial difficulties, suspension or threatened suspension of payments on debts exceeding U.S.\$50 million or commencement of negotiations to reschedule debt exceeding U.S.\$50 million; (vi) a cross-default in relation to financial indebtedness in excess of U.S.\$50 million; (vii) a change of control with respect to CEMEX, S.A.B. de C.V.; (viii) certain changes to the ownership of any of our subsidiary obligors under the Credit Agreement and the Facilities Agreement, unless the proceeds of such disposal are used to prepay the Credit Agreement or the Facilities Agreement debt, as applicable; (ix) enforcement of the share security; (x) final judgments or orders in excess of U.S.\$50 million that are neither discharged nor bonded in full within 60 days thereafter; (xi) any restrictions not already in effect as of September 17, 2012 limiting transfers of foreign exchange by any obligor for purposes of performing material obligations under the Credit Agreement or the Facilities Agreement; (xii) any material adverse change arising in the financial condition of CEMEX, which more than 66.67% of the Credit Agreement or Facilities Agreement's creditors determine would result in our failure, taken as a whole, to perform payment obligations under the Credit Agreement or the Facilities Agreement; and (xiii) failure to comply with laws or our obligations under the Credit Agreement or the Facilities Agreement cease to be legal. If an event of default occurs and is continuing, upon the authorization of 66.67% of the Credit Agreement or the Facilities Agreement creditors, the creditors have the ability to accelerate all outstanding amounts due under the Facilities Agreement, as applicable. Acceleration is automatic in the case of insolvency.

We cannot assure you that we will be able to comply with the restrictive covenants and limitations contained in the Credit Agreement and the Facilities Agreement. Our failure to comply with such covenants and limitations could result in an event of default, which could materially and adversely affect our business, financial condition and results of operation.

***If we are unable to comply with the milestones for addressing the maturities of certain indebtedness pursuant to the Facilities Agreement, the maturity date of our indebtedness under the Facilities Agreement will automatically reset, or "spring-back" to earlier dates.***

The Facilities Agreement requires us to (a) on or before September 30, 2015, redeem or extend the maturity date of 100% of the September 2015 Floating Rate U.S. Dollar Notes to a maturity date after December 31, 2017, or the maturity date of the indebtedness under the Facilities Agreement will become September 30, 2015, and (b) on or before March 15, 2016, redeem, convert into equity, purchase, repurchase, refinance or extend the maturity date of 100% of the March 2016 Optional Convertible Subordinated U.S. Dollar Notes to a maturity date falling after December 31, 2017, or the maturity date of the indebtedness under the Facilities Agreement will become March 15, 2016.

We cannot assure you that we will be able to meet any or all of the above milestones for redeeming, converting into equity, purchasing, repurchasing or extending the maturities of our indebtedness. Failure to meet any of these milestones will result in a spring-back of the maturity date of our indebtedness under the Facilities Agreement, and we cannot assure you that at such time we will be able to repay such indebtedness.

***We pledged the capital stock of subsidiaries that represent substantially all of our business as collateral to secure our payment obligations under the Credit Agreement, the Facilities Agreement, the Senior Secured Notes and other financing arrangements.***

As part of the Credit Agreement and the Facilities Agreement we pledged under pledge agreements or transferred to a trustee under a security trust, as collateral, the Collateral, and all proceeds of the Collateral to secure our payment obligations under the Credit Agreement, the Facilities Agreement, the Senior Secured Notes and under a number of other financing arrangements for the benefit of the creditors and holders of debt, and other obligations that benefit from provisions in their instruments requiring that their obligations be equally and ratably secured. As of December 31, 2014, as adjusted to give effect to the Recent Financing Transactions, the Collateral and all proceeds of such Collateral secured (i) Ps201,427 million (U.S.\$13,665 million) (principal amount Ps203,825 million (U.S.\$13,828 million) aggregate principal amount of debt under the Credit Agreement, Facilities Agreement, the Senior Secured Notes and other financing arrangements and (ii) Ps10,300 million (U.S.\$699 million aggregate principal amount of Perpetual Notes, which includes debt of ours held by us). These



subsidiaries collectively own, directly or indirectly, substantially all of our operations worldwide. Provided that no default has occurred which is continuing under the Credit Agreement or the Facilities Agreement, the Collateral will be released automatically if we meet specified debt reduction and financial covenant targets.

***We have a substantial amount of debt and other financial obligations maturing in the next several years. If we are unable to secure refinancing on favorable terms or at all, we may not be able to comply with our upcoming payment obligations. Our ability to comply with our principal maturities and financial covenants may depend on us making asset sales, and there is no assurance that we will be able to execute such sales on terms favorable to us or at all.***

As of December 31, 2014, as adjusted to give effect to the Recent Financing Transactions, our total debt plus other financial obligations were Ps242,558 million (U.S.\$16,456 million) (principal amount Ps246,873 million (U.S.\$16,748 million)), which does not include approximately Ps10,300 million (U.S.\$699 million), which represents the nominal amount of Perpetual Debentures, but which does include (i) our debt subject to the Credit Agreement, which was approximately Ps18,957 million (U.S.\$1,286 million) (principal amount Ps19,236 million (U.S.\$1,305 million)) and (ii) our debt subject to the Facilities Agreement, which was approximately Ps28,569 million (U.S.\$1,938 million) (principal amount Ps29,116 million (U.S.\$1,975 million)). Of such total debt plus other financial obligations amount, approximately Ps8,727 million (U.S.\$592 million) (principal amount Ps592 million (U.S.\$8,727 million)) matures during 2015; Ps16,042 million (U.S.\$1,088 million) (principal amount Ps16,808 million (U.S.\$1,140 million)) matures during 2016; Ps33,555 million (U.S.\$2,276 million) (principal amount Ps34,102 million (U.S.\$2,314 million)) matures during 2017; Ps31,771 million (U.S.\$2,155 million) (principal amount Ps33,107 million (U.S.\$2,246 million)) matures during 2018; Ps44,818 million (U.S.\$3,041 million) (principal amount Ps45,443 million (U.S.\$3,083 million)) matures during 2019; and Ps107,643 million (U.S.\$7,304 million) (principal amount Ps108,686 million (U.S.\$7,374 million)) matures after 2019.

If we are unable to comply with our upcoming principal maturities under our indebtedness, or refinance or extend maturities of our indebtedness, our debt could be accelerated. Acceleration of our debt would have a material adverse effect on our financial condition. Additionally, as described above, if we are unable to comply with the milestones for addressing the maturities of certain indebtedness pursuant to the Facilities Agreement, the maturity date of our indebtedness under the Facilities Agreement will automatically spring-back to earlier dates.

Although we have successfully repaid or refinanced a substantial portion of our debt maturing in 2015, our ability to comply with our financial covenants and payment obligations under the Credit Agreement, Facilities Agreement and other indebtedness, in the event we are unable to refinance our maturities or generate sufficient cash flow from operations, may depend on asset sales, and there is no assurance that we will be able to execute such sales on terms favorable to us or at all.

As a result of the restrictions under the Credit Agreement, the Facilities Agreement, and other debt instruments, the current global economic environment and uncertain market conditions, we may not be able to complete asset sales on terms that we find economically attractive or at all. Volatility in the credit and capital markets could significantly affect us due to its effect on the availability of funds to potential acquiring parties, including industry peers. In addition, high levels of consolidation in our industry in some jurisdictions may further limit potential assets sales to interested parties due to antitrust considerations. If we are unable to complete asset sales and our cash flow or capital resources prove inadequate, we could face liquidity problems and may not be able to comply with financial covenants and payment obligations under our indebtedness.

In addition, our levels of debt, contractual restrictions, and our need to deleverage may limit our planning flexibility and our ability to react to changes in our business and the industry, and may place us at a competitive disadvantage compared to competitors who may have lower leverage ratios and fewer contractual restrictions. There can also be no assurance that, because of our high leverage ratio and contractual restrictions, we will be able to maintain our operating margins and deliver financial results comparable to the results obtained in the past under similar economic conditions.

***We may not be able to generate sufficient cash to service all of our indebtedness or satisfy our short-term liquidity needs, and we may be forced to take other actions to satisfy our obligations under our indebtedness and our short-term liquidity needs, which may not be successful.***

Historically, we have addressed our liquidity needs (including funds required to make scheduled principal and interest payments, refinance debt, and fund working capital and planned capital expenditures) with operating cash flow, borrowings under credit facilities and receivables and inventory financing facilities, proceeds of debt and equity offerings and proceeds from asset sales.

As of December 31, 2014, we had U.S.\$662 million funded under our securitization programs in Mexico, the United States, France and the United Kingdom. We cannot assure you that, going forward, we will be able to roll over or renew these programs, which could adversely affect our liquidity.

The continued weakness of the global economic environment and its adverse effects on our operating results may negatively affect our credit rating and the market value of CEMEX, S.A.B. de C.V.'s common stock, CPOs and American Depositary Shares ("ADSs"). If current economic pressures continue or worsen, we may be dependent on the issuance of equity as a source to repay our existing indebtedness. Although we have been able to raise debt, equity and equity-linked capital in the recent past, previous conditions in the capital markets in 2008 and 2009 were such that traditional sources of capital were not available to us on reasonable terms or at all. As a result, we cannot assure you that we will be able to successfully raise additional debt or equity capital on terms that are favorable to us or at all.

The Credit Agreement and the Facilities Agreement restrict us from incurring additional debt, subject to several exceptions. The Credit Agreement and the Facilities Agreement require proceeds from asset disposals, issuances of equity and incurrences of debt to be applied to the prepayment of the indebtedness under the Credit Agreement and the Facilities Agreement (unless the proceeds are used to reinvest in our business and/or refinance existing indebtedness for proceeds from asset disposals and issuances of equity, and for cash replenishment or to refinance existing indebtedness for the prepayment of the indebtedness, on the terms set forth in the Facilities Agreement and Credit Agreement).

We and our subsidiaries have sought and obtained waivers and amendments to several of our debt instruments relating to a number of financial ratios in the past. Our ability to comply with these ratios may be affected by current global economic conditions and volatility in foreign exchange rates and the financial and capital markets. We may need to seek waivers or amendments in the future. However, we cannot assure you that any future waivers or amendments, if requested, will be obtained. If we or our subsidiaries are unable to comply with the provisions of our debt instruments, and are unable to obtain a waiver or amendment, the indebtedness outstanding under such debt instruments could be accelerated. Acceleration of these debt instruments would have a material adverse effect on our financial condition.

If the global economic environment deteriorates and our operating results worsen significantly, if we were unable to complete debt or equity offerings or if our planned divestitures and/or our cash flow or capital resources prove inadequate, we could face liquidity problems and may not be able to comply with our upcoming principal payments under our indebtedness or refinance our indebtedness.

***The indentures governing the Senior Secured Notes and the terms of our other indebtedness impose significant operating and financial restrictions, which may prevent us from capitalizing on business opportunities and may impede our ability to refinance our debt and the debt of our subsidiaries.***

As of December 31, 2014, as adjusted to give effect to the Recent Financing Transactions, there were U.S.\$8,703 million and €1,529 million aggregate principal amount of Senior Secured Notes outstanding under the indentures governing such notes, excluding those held by us. The indentures governing the Senior Secured Notes and the other instruments governing our consolidated indebtedness impose significant operating and financial restrictions on us. These restrictions will limit our ability, among other things, to: (i) incur debt; (ii) pay

dividends on stock; (iii) redeem stock or redeem subordinated debt; (iv) make investments; (v) sell assets, including capital stock of subsidiaries; (vi) guarantee indebtedness; (vii) enter into agreements that restrict dividends or other distributions from restricted subsidiaries; (viii) enter into transactions with affiliates; (ix) create or assume liens; (x) engage in mergers or consolidations; and (xi) enter into a sale of all or substantially all of our assets.

These restrictions could limit our ability to seize attractive growth opportunities for our businesses that are currently unforeseeable, particularly if we are unable to incur financing or make investments to take advantage of these opportunities.

These restrictions may significantly impede our ability, and the ability of our subsidiaries, to develop and implement refinancing plans in respect of our debt or the debt of our subsidiaries.

Most of the covenants are subject to a number of important exceptions and qualifications. The breach of any of these covenants could result in a default under the indentures governing the Senior Secured Notes, as well as certain other existing debt obligations, as a result of the cross-default provisions contained in the instruments governing such debt obligations. In the event of a default under any of the indentures governing the Senior Secured Notes, holders of the Senior Secured Notes could seek to declare all amounts outstanding under such Senior Secured Notes, together with accrued and unpaid interest, if any, to be immediately due and payable. If the indebtedness under the Senior Secured Notes, or certain other existing debt obligations were to be accelerated, we cannot assure you that our assets would be sufficient to repay in full such accelerated indebtedness or our other indebtedness.

Furthermore, upon the occurrence of any event of default under the Credit Agreement, the Facilities Agreement or other credit facilities or any of our other debt, the lenders could elect to declare all amounts outstanding thereunder, together with accrued interest, to be immediately due and payable. If the lenders accelerate payment of those amounts, we cannot assure you that our assets would be sufficient to repay in full those amounts or to satisfy our other liabilities.

In addition, in connection with the entry into new financings or amendments to existing financing arrangements, our and our subsidiaries' financial and operational flexibility may be further reduced as a result of more restrictive covenants, requirements for security and other terms that are often imposed on sub-investment grade entities.

***CEMEX, S.A.B. de C.V.'s ability to repay debt and pay dividends depends on our subsidiaries' ability to transfer income and dividends to us.***

Aside from operating certain assets in Mexico, CEMEX, S.A.B. de C.V. is a holding company that owns the stock of its direct and indirect subsidiaries and has holdings of cash and marketable securities. In general, CEMEX, S.A.B. de C.V.'s ability to repay debt and pay dividends depends on the continued transfer to it of dividends and other income and funds from its wholly-owned and non-wholly-owned subsidiaries. The ability of CEMEX, S.A.B. de C.V.'s subsidiaries to pay dividends and make other transfers to it is limited by various regulatory, contractual and legal constraints. The Credit Agreement and the Facilities Agreement restrict CEMEX, S.A.B. de C.V.'s ability to declare or pay cash dividends. In addition, the indentures governing the Senior Secured Notes also limit CEMEX, S.A.B. de C.V.'s ability to pay dividends.

The ability of CEMEX, S.A.B. de C.V.'s subsidiaries to pay dividends, and make loans and other transfers to it is generally subject to various regulatory, legal and economic limitations. Depending on the jurisdiction of organization of the relevant subsidiary, such limitations may include solvency and legal reserve requirements, dividend payment restrictions based on interim financial results or minimum net worth and withholding taxes on loan interest payments. For example, our subsidiaries in Mexico are subject to Mexican legal requirements, which provide that a corporation may declare and pay dividends only out of the profits reflected in the year-end

financial statements that are or have been approved by its stockholders. In addition, such payment can be approved by a subsidiary's stockholders only after the creation of a required legal reserve (equal to one fifth of the relevant company's capital) and compensation or absorption of losses, if any, incurred by such subsidiary in previous fiscal years.

CEMEX, S.A.B. de C.V. may also be subject to exchange controls on remittances by its subsidiaries from time to time in a number of jurisdictions. In addition, CEMEX, S.A.B. de C.V.'s ability to receive funds from these subsidiaries may be restricted by covenants in the debt instruments and other contractual obligations of those entities.

CEMEX, S.A.B. de C.V. currently does not expect that existing regulatory, legal and economic restrictions on its subsidiaries' ability to pay dividends and make loans and other transfers to it will negatively affect its ability to meet its cash obligations. However, the jurisdictions of organization of CEMEX, S.A.B. de C.V.'s subsidiaries may impose additional and more restrictive regulatory, legal and/or economic limitations. In addition, CEMEX, S.A.B. de C.V.'s subsidiaries may not be able to generate sufficient income to pay dividends or make loans or other transfers to it in the future. Any material additional future limitations on our subsidiaries could adversely affect CEMEX, S.A.B. de C.V.'s ability to service our debt and meet its other cash obligations.

***We are subject to restrictions due to non-controlling interests in our consolidated subsidiaries.***

We conduct our business through subsidiaries. In some cases, third-party shareholders hold non-controlling interests in these subsidiaries. Various disadvantages may result from the participation of non-controlling shareholders whose interests may not always be aligned with ours. Some of these disadvantages may, among other things, result in our inability to implement organizational efficiencies and transfer cash and assets from one subsidiary to another in order to allocate assets most effectively.

***We have to service our debt and other financial obligations denominated in U.S. Dollars with revenues generated in Mexican Pesos or other currencies, as we do not generate sufficient revenue in U.S. Dollars from our operations to service all our debt and other financial obligations denominated in U.S. Dollars. This could adversely affect our ability to service our obligations in the event of a devaluation or depreciation in the value of the Mexican Peso, or any of the other currencies of the countries in which we operate, compared to the U.S. Dollar. In addition, our consolidated reported results and outstanding indebtedness are significantly affected by fluctuations in exchange rates between the Mexican Peso and other currencies.***

A substantial portion of our total debt plus other financial obligations is denominated in U.S. Dollars. As of December 31, 2014, as adjusted to give effect to the Recent Financing Transactions, our debt plus other financial obligations denominated in U.S. Dollars represented approximately 82% of our total debt plus other financial obligations, which does not include approximately U.S.\$389 million of U.S. Dollar-denominated Perpetual Debentures. Our U.S. Dollar-denominated debt must be serviced with funds generated by our subsidiaries. Although we have substantial U.S. operations, we continue to rely on our non-U.S. assets to generate revenues to service our U.S. Dollar-denominated debt. Consequently, we have to use revenues generated in Mexican Pesos, Euros or other currencies to service our U.S. Dollar-denominated obligations. See "Item 5—Operating and Financial Review and Prospects—Qualitative and Quantitative Market Disclosure—Interest Rate Risk, Foreign Currency Risk and Equity Risk—Foreign Currency Risk." A devaluation or depreciation in the value of the Mexican Peso, Euro, British Pound, Colombian Peso or any of the other currencies of the countries in which we operate, compared to the U.S. Dollar, could adversely affect our ability to service our U.S. Dollar-denominated debt. In 2014, Mexico, the United Kingdom, Germany, France, the rest of Northern Europe region (which includes our subsidiaries in the Czech Republic, Austria, Poland, Hungary and Latvia, and which we refer to as our Rest of Northern Europe region), Spain, Egypt, the rest of the Mediterranean region (which includes our subsidiaries in Croatia, the UAE and Israel, and which we refer to as our Rest of the Mediterranean region) and Colombia, which are our main non-U.S. Dollar-denominated operations, together generated approximately 62%

of our total net sales in Mexican Peso terms (approximately 22%, 7%, 6%, 6%, 6%, 2%, 3%, 4% and 6%, respectively) before eliminations resulting from consolidation. In 2014, approximately 21% of our net sales in Mexican Peso terms were generated in the United States. During 2014, the Mexican Peso depreciated approximately 11% against the U.S. Dollar, the Euro depreciated approximately 12% against the U.S. Dollar and the British Pound depreciated approximately 6% against the U.S. Dollar. If we enter into currency hedges in the future, these may not be effective in covering all our currency-related risks. Our consolidated reported results for any period and our outstanding indebtedness as of any date are significantly affected by fluctuations in exchange rates between the Mexican Peso and other currencies, as those fluctuations influence the amount of our indebtedness when translated into Mexican Pesos and also result in foreign exchange gains and losses as well as gains and losses on derivative contracts, including those entered into to hedge our exchange rate exposure. The Credit Agreement, the Facilities Agreement and other debt instruments significantly restrict our ability to enter into derivative transactions. For a description of these restrictions, see “Item 3—Key Information—Risk Factors—Our use of derivative financial instruments has negatively affected our operations, especially in volatile and uncertain markets.”

In addition, as of December 31, 2014, as adjusted to give effect to the Recent Financing Transactions, our Euro-denominated total debt plus other financial obligations represented approximately 14% of our total debt plus other financial obligations, which does not include the approximately €64 million aggregate principal amount of Euro-denominated Perpetual Debentures.

***Our use of derivative financial instruments has negatively affected, and any new derivative financial instruments could negatively affect, our operations, especially in volatile and uncertain markets.***

We have used, and may continue to use, derivative financial instruments to manage the risk profile associated with interest rates and currency exposure of our debt, to reduce our financing costs, to access alternative sources of financing and to hedge some of our financial risks. However, we cannot assure you that our use of such instruments will allow us to achieve these objectives due to the inherent risks in any derivatives transaction. The Credit Agreement, the Facilities Agreement and other debt instruments significantly restrict our ability to enter into derivative transactions.

As of December 31, 2014, our derivative financial instruments consisted of equity forward contracts on third-party shares, equity derivatives on shares of CEMEX, S.A.B. de C.V. (including the capped call transactions in connection with the March 2016 and March 2018 Optional Convertible U.S. Dollar Subordinated Notes), and interest rate derivatives related to energy projects, which had an impact on our other financial income (expense), net. The fair value changes of our derivative financial instruments outstanding as of December 31, 2014 are reflected in our statement of operations, which could introduce volatility in our controlling interest net loss and our related ratios. For the years ended December 31, 2013 and 2014, the recognition of changes in the fair value of derivative financial instruments during the applicable period represented a net gain of approximately Ps2,126 million (U.S.\$163 million) and a net loss of approximately Ps679 million (U.S.\$46 million), respectively.

With respect to our existing financial derivatives, which include equity derivative positions on third party shares, we may incur net losses and be subject to margin calls that do not require a substantial amount of cash to cover such margin calls. If we enter into new derivative financial instruments, we may incur net losses and be subject to margin calls in which the cash required to cover margin calls may be substantial and may reduce the funds available to us for our operations or other capital needs. In addition, as with any derivative position, CEMEX assumes the creditworthiness risk of the counterparty, including the risk the counterparty may not honor its obligations to us. See notes 2L, 16B, 16D and 16E to our 2014 audited consolidated financial statements included elsewhere in this annual report.

***We are subject to the laws and regulations of the countries where we operate and any material changes in such laws and regulations and/or any significant delays in our assessing the impact and/or adapting to such changes may have an adverse effect on our business, financial condition and results of operations.***

Our operations are subject to the laws and regulations of the countries where we operate and such laws and regulations, and/or governmental interpretations of such laws and regulations, may change. Any such change may have a material adverse effect on our business, financial condition and results of operations. Furthermore, changes in laws and regulations and/or governmental interpretations of such laws and regulations in the countries where we operate may require us to devote a significant amount of time and resources to assess and, if required, to adjust our operations to any such changes, which could have a material adverse effect on our business, financial condition and results of operations. In addition, any significant delays in assessing the impact and/or, if required, in adapting to changes in laws and regulations and/or governmental interpretations of such laws and regulations may also have a material adverse effect on our business, financial condition and results of operations.

***We may fail to obtain or renew or may experience material delays in obtaining requisite governmental approvals, licenses and permits for the conduct of our business.***

We require various approvals, licenses, permits and certificates in the conduct of our business. We cannot assure you that we will not encounter significant problems in obtaining new or renewing existing approvals, licenses, permits and certificates required in the conduct of our business, or that we will continue to satisfy the conditions to which such approvals, licenses, permits and certificates are granted. There may also be delays on the part of regulatory and administrative bodies in reviewing our applications and granting approvals. If previously obtained approvals, licenses, permits and certificates are revoked and/or if we fail to obtain and/or maintain the necessary approvals, licenses, permits and certificates required for the conduct of our business, we may be required to incur substantial costs or temporarily suspend the operation of one or more of our production facilities, which could have a material adverse effect on our business, financial condition, results of operations and prospects.

***We may fail to secure certain materials required to run our business.***

We increasingly use in our business certain by-products of industrial processes produced by third parties, such as fly-ash, slag and synthetic gypsum. While we are not dependent on our suppliers and while we try to secure the supply of the required materials through long-term renewable contracts and framework agreements, which ensure better management of supplies, short-term contracts are however entered into in certain countries where we operate. Should existing suppliers cease operations or reduce or eliminate production of these by-products, sourcing costs for these materials could increase significantly or require us to find alternative sources for these materials, which could have a material adverse effect on our business, financial condition, results of operations and prospects.

***We may not be able to realize the expected benefits from acquisitions, some of which may have a material impact on our business, financial condition and results of operations.***

Our ability to realize the expected benefits from acquisitions depends, in large part, on our ability to integrate acquired operations with our existing operations in a timely and effective manner. These efforts may not be successful. Although we may seek to dispose assets to reduce our overall leverage, the Credit Agreement, the Facilities Agreement and other debt instruments restrict our ability to acquire assets, we may in the future acquire new operations and integrate such operations into our existing operations, and some of such acquisitions may have a material impact on our business, financial condition and results of operations. We cannot assure you that we will be successful in identifying or acquiring suitable assets in the future. If we fail to achieve the anticipated cost savings from any acquisitions, our business, financial condition and results of operations could be materially and adversely affected.

***High energy and fuel costs may have a material adverse effect on our operating results.***

Our operations consume significant amounts of power and fuel. Power and fuel prices generally reflect certain volatility, particularly in times of political turbulence in Iran, Iraq, Egypt and other countries in South America, the Middle East and Africa, such as has been recently experienced. We cannot assure you that our operations would not be materially adversely affected in the future if energy and fuel costs increase to levels that existed prior to the recent significant decreases in the price of oil and other fuels.

In addition, if our efforts to increase our use of alternative fuels are unsuccessful, we would be required to use traditional fuels, which would increase our energy and fuel costs and could have a material adverse effect on our business, financial condition and results of operations.

***The introduction of substitutes for cement, concrete or aggregates into the market and the development of new construction techniques could have a material adverse effect on our business, financial condition and results of operations.***

Materials such as plastic, aluminum, ceramics, glass, wood and steel can be used in construction as a substitute for cement, concrete or aggregates. In addition, other construction techniques, such as the use of dry wall, could decrease the demand for cement, concrete and/or aggregates. Further, research aimed at developing new construction techniques and modern materials may introduce new products in the future that reduce the demand for cement, concrete and/or aggregates. The use of substitutes for cement, concrete or aggregates could cause a significant reduction in the demand and prices for our products.

***We operate in highly competitive markets and if we do not compete effectively, our results of operations will be harmed.***

The markets in which we operate are highly competitive and are served by a variety of established companies with recognized brand names, as well as new market entrants. Companies in these markets compete based on a variety of factors, often employing aggressive pricing strategies to gain market share. For example, CEMEX Colombia's results of operations have been negatively affected in the past by the pricing strategies of its competitors. Our ability to increase our net sales depends, in part, on our ability to compete effectively and maintain or increase our market share. We compete with different types of companies and based on different factors in each market. For example, in the relatively consolidated cement and ready-mix concrete industries, we generally compete based on quality and value proposition. In the more fragmented market for aggregates, we generally compete based on capacity and price. In certain areas of the markets in which we compete, some of our competitors may be more established, benefit from greater brand recognition or have greater manufacturing and distribution channels and other resources than we do. In addition, if our competitors were to combine, they may be able to compete more effectively with us and they may dispose of assets, which could lead to new market entrants that increase competition in our markets. For example, Lafarge and Holcim Ltd. ("Holcim") are expected to finalize their merger in 2015, subject to certain requirements, and Ireland's CRH has announced that it expects to acquire assets that Lafarge and Holcim will dispose of.

If we are not able to compete effectively, we may lose market share, our net sales could decline or grow at a slower rate and our business and results of operations would be harmed.

***A substantial amount of our total assets consists of intangible assets, including goodwill. We have recognized charges for goodwill impairment in the past, and if market or industry conditions deteriorate further, additional impairment charges may be recognized.***

Our audited consolidated financial statements included elsewhere in this annual report, have been prepared in accordance with IFRS as issued by the International Accounting Standard Board, or IASB, under which goodwill is not amortized and is tested for impairment when impairment indicators exist or at least once a year during the fourth quarter of each year, by determining the recoverable amount of the groups of cash-generating units to which goodwill balances has been allocated, which recoverable amount consists of the higher of such

groups of cash-generating units its corresponding fair value, less cost to sell, and the corresponding value in use, represented by the discounted amount of estimated future cash flows expected to be generated within other expenses, net, by such groups of cash-generating units to which goodwill has been allocated. An impairment loss is recognized under IFRS if the recoverable amount is lower than the net book value of the groups of cash-generating units to which goodwill has been allocated. We determine the discounted amount of estimated future cash flows generally over periods of 5 years. In specific circumstances, when, according to our experience, actual results for a given cash-generating unit do not fairly reflect historical performance and most external economic variables provide us with confidence that a reasonably determinable improvement in the mid-term is expected in their operating results, management uses cash flow projections over a period of up to 10 years, to the extent we have detailed, explicit and reliable financial forecasts and is confident and can demonstrate its ability, based on past experience, to forecast cash flows accurately over that longer period. If the value in use of a group of cash-generating units to which goodwill has been allocated is lower than its corresponding carrying amount, we determine its corresponding fair value using methodologies generally accepted in the markets to determine the value of entities, such as multiples of operating EBITDA and/or by reference to other market transactions, among others. Impairment tests are significantly sensitive to, among other factors, the estimation of future prices of our products, trends in operating expenses, local and international economic trends in the construction industry, the long-term growth expectations in the different markets, as well as the discount rates and the growth rates in perpetuity applied, among others. We use specific pre-tax discount rates for each group of cash-generating units to which goodwill is allocated, which are applied to pre-tax cash flows. The amounts of estimated undiscounted cash flows are significantly sensitive to the growth rates in perpetuity applied. Likewise, the amounts of discounted future cash flows are significantly sensitive to the weight average cost of capital (discount rate) applied. The higher the growth rate in perpetuity applied, the higher the amount of undiscounted future cash flows by group of cash-generating units obtained. Conversely, the higher the discount rate applied, the lower the amount of discounted estimated future cash flows by group of cash-generating units obtained. During the last quarter of 2012, 2013 and 2014, we performed our annual goodwill impairment test. Based on these analyses, in 2012, 2013 and 2014 we did not determine impairment losses of goodwill. See note 15C to our 2014 audited consolidated financial statements included elsewhere in this annual report.

Considering the important role that economic factors play in testing goodwill for impairment, we cannot assure that an eventual downturn in the economies where we operate will not necessitate further impairment tests and a possible downward readjustment of our goodwill for impairment under IFRS. Such an impairment test could result in impairment charges which could be material to our financial statements.

***We are subject to litigation proceedings, including antitrust proceedings that could harm our business if an unfavorable ruling were to occur.***

From time to time, we are and may become involved in litigation and other legal proceedings relating to claims arising from our operations in the normal course of business. As described in, but not limited to, “Item 4—Information on the Company—Regulatory Matters and Legal Proceedings” included elsewhere in this annual report, we are currently subject to a number of significant legal proceedings, including, but not limited to, those relating to tax matters in Mexico, as well as antitrust investigations in Europe and other countries in which we operate. In addition, our main operating subsidiary in Egypt, Assiut Cement Company (“ACC”), is involved in certain Egyptian legal proceedings relating to the acquisition of ACC. Litigation is subject to inherent uncertainties, and unfavorable rulings may occur. We cannot assure you that these or other legal proceedings will not materially affect our ability to conduct our business in the manner that we expect or otherwise adversely affect us should an unfavorable ruling occur.

***Our operations are subject to environmental laws and regulations.***

Our operations are subject to a broad range of environmental laws and regulations in each of the jurisdictions in which we operate. These laws and regulations impose stringent environmental protection standards regarding, among other things, air emissions, wastewater discharges, the use and handling of hazardous waste or materials, waste disposal practices and the remediation of environmental damage or contamination.



These laws and regulations expose us to the risk of substantial environmental costs and liabilities, including fines and other sanctions, the payment of compensation to third parties, remediation costs and damage to reputation. Moreover, the enactment of stricter laws and regulations, stricter interpretation of existing laws or regulations, or new enforcement initiatives, may impose new risks or costs on us or result in the need for additional investments in pollution control equipment, which could result in a material decline in our profitability.

In late 2010, the U.S. Environmental Protection Agency (“EPA”) issued the final Portland Cement National Emission Standard (“Portland Cement NESHAP”) for Hazardous Air Pollutants under the federal Clean Air Act (“CAA”). This rule required Portland cement plants to limit mercury emissions, total hydrocarbons, hydrochloric acid and particulate matter by September 2013. The rule was challenged in federal court, and in December 2011, the D.C. Circuit Court of Appeals remanded the Portland Cement NESHAP to EPA and directed the agency to recompute the standards. In February 2013, EPA issued a revised final Portland Cement NESHAP rule that relaxed emissions limits for particulate matter and moved the compliance deadline to September 2015. In April 2013, environmental groups again challenged the revised Portland Cement NESHAP rule in federal court. In April 2014, the D.C. Circuit issued a ruling upholding both the revised particulate matter emission limits and the September 2015 compliance deadline. We are unable to predict at this time whether the environmental groups will petition for a rehearing or rehearing en banc of the D.C. Circuit’s decision. We are similarly unable to predict whether the September 2015 compliance date will remain in effect. If the final Portland Cement NESHAP takes effect in its present form, the rule could have a material adverse impact on our results of operations, liquidity and financial condition; however, we expect that such impact would be consistent with the impact on the cement industry as a whole.

In February 2013, EPA issued revised final emissions standards under the CAA for commercial and industrial solid waste incinerators (“CISWI”). Under the CISWI rule, if a material being used in a cement kiln as an alternative fuel is classified as a solid waste, the plant must comply with CISWI standards. The CISWI rule covers nine pollutants, and imposes more stringent emissions limits on certain pollutants that also are regulated under the Portland Cement NESHAP. The CISWI rule has been challenged by both industrial and environmental groups in federal court. We are unable to predict whether these challenges will ultimately result in the rule being remanded to EPA, or whether such a remand would result in more or less stringent CISWI standards. If the CISWI rule takes effect in its current form, and if kilns at or CEMEX plants are determined to be CISWI kilns due to the use of certain alternative fuels, the emissions standards imposed by the CISWI rule could have a material impact on our business operations.

Under certain environmental laws and regulations, liability associated with investigation or remediation of hazardous substances can arise at a broad range of properties, including properties currently or formerly owned or operated by CEMEX, as well as facilities to which we sent hazardous substances or wastes for treatment, storage or disposal. Such laws and regulations may apply without regard to causation or knowledge of contamination. We occasionally evaluate various alternatives with respect to our facilities, including possible dispositions or closures. Investigations undertaken in connection with these activities (or ongoing operational or construction activities) may lead to hazardous substance releases or discoveries of historical contamination that must be remediated, and closures of facilities may trigger compliance requirements that are not applicable to operating facilities. While compliance with these laws and regulations has not materially adversely affected our operations in the past, we cannot assure you that these requirements will not change and that compliance will not adversely affect our operations in the future. Furthermore, we cannot assure you that existing or future circumstances or developments with respect to contamination will not require us to make significant remediation or restoration expenditures.

The cement manufacturing process requires the combustion of large amounts of fuel and creates carbon dioxide (“CO<sub>2</sub>”) as a by-product of the calcination process. Therefore, efforts to address climate change through federal, state, regional, European Union and international laws and regulations requiring reductions in emissions of greenhouse gases (“GHGs”) can create economic risks and uncertainties for our business. Such risks could include the cost of purchasing allowances or credits to meet GHG emission caps, the cost of installing equipment

to reduce emissions to comply with GHG limits or required technological standards, decreased profits or losses arising from decreased demand for our goods and higher production costs resulting directly or indirectly from the imposition of legislative or regulatory controls. To the extent that financial markets view climate change and GHG emissions as a financial risk, this could have a material adverse effect on our cost of and access to capital. Given the uncertain nature of the actual or potential statutory and regulatory requirements for GHG emissions at the federal, state, regional, European Union and international levels, we cannot predict the impact on our operations or financial condition or make a reasonable estimate of the potential costs to us that may result from such requirements. However, the impact of any such requirements, whether individually or cumulatively, could have a material economic impact on our operations in the United States and in other countries. For more information on the laws and regulations addressing climate change that we are, or could become, subject to, and the impacts to our operations arising therefrom, see “Item 4—Information on the Company—Regulatory Matters and Legal Proceedings—Environmental Matters.”

Cement production raises a number of health and safety issues. As is the case with other companies in our industry, some of our aggregate products contain varying amounts of crystalline silica, a common mineral. Also, some of our construction and material processing operations release, as dust, crystalline silica that is in the materials being handled. Excessive, prolonged inhalation of very small-sized particles of crystalline silica has allegedly been associated with respiratory disease (including silicosis). As part of our annual due diligence, we work with our stakeholders to verify that certain health and safety protocols are in place as regards the management of silica and its health effects. Nonetheless, under various laws we may be subject to future claims related to exposure to these or other substances.

Other health and safety issues related to our business include: burns arising from contact with hot cement kiln dust or dust on preheater systems; air borne hazards related to our aggregates mining activities; noise, including from chutes and hoppers, milling plants, exhaust fans and blowers; the potential for dioxin formation if chlorine-containing alternative fuels are introduced into kilns; plant cleaning and maintenance activities involving working at height or in confined or other awkward locations, and the storage and handling of coal, pet coke and certain alternative fuels, which, in their finely ground state, can pose a risk of fire or explosion; and health hazards associated with operating ready-mix concrete trucks. While we actively seek to minimize the risk posed by these issues, personal injury claims may be made, and substantial damages awarded, against us. We may also be required to change our operational practices, involving material capital expenditure.

As part of our insurance-risk governance approach, from time to time we evaluate the need to address the financial consequences of environmental laws and regulations through the purchase of insurance. As a result we do arrange certain types of environmental impairment insurance policies for both site-specific, as well as multi-site locations. We also organize non-specific environmental impairment insurance as part of the provision of a broader corporate insurance strategy. These latter insurance policies are designed to offer some assistance to our financial flexibility to the extent that the specifics of an environmental incident could give rise to a financial liability. However, we cannot assure you that a given environmental incident will be covered by the environmental insurance we have in place, or that the amount of such insurance will be sufficient to offset the liability arising from the incident.

***We are an international company and are exposed to risks in the countries in which we have significant operations or interests.***

We are dependent, in large part, on the economies of the countries in which we market our products. The economies of these countries are in different stages of socioeconomic development. Consequently, like many other companies with significant international operations, we are exposed to risks from changes in foreign currency exchange rates, interest rates, inflation, governmental spending, social instability and other political, economic or social developments that may materially affect our business, financial condition and results of operations.

As of December 31, 2014, we had operations in Mexico, the United States, the United Kingdom, Germany, France, Rest of Northern Europe (which includes our subsidiaries in Ireland, the Czech Republic, Austria, Poland, Hungary and Latvia, as well as trading activities in Scandinavia and Finland), Egypt, Spain, Rest of the Mediterranean (which includes our subsidiaries in Croatia, the UAE and Israel), Colombia and Rest of South America and the Caribbean (which includes our subsidiaries in Costa Rica, the Dominican Republic, Panama, Nicaragua, Puerto Rico, Guatemala, Argentina and other assets in the Caribbean region), the Philippines and Rest of Asia (which includes our subsidiaries in Thailand, Bangladesh and Malaysia).

For a geographic breakdown of our net sales for the year ended December 31, 2014, see “Item 4—Information on the Company—Geographic Breakdown of Net Sales for the Year Ended December 31, 2014.”

Our operations in the South America and the Caribbean region are faced with several risks that are more significant than in other countries. These risks include political instability and economic volatility. For example, on August 18, 2008, Venezuelan officials took physical control of the facilities of CEMEX Venezuela, S.A.C.A., or CEMEX Venezuela, following the issuance on May 27, 2008 of governmental decrees confirming the expropriation of all of CEMEX Venezuela’s assets, shares and business.

Our operations in Egypt, the UAE and Israel have experienced instability as a result of, among other things, civil unrest, extremism and the deterioration of general diplomatic relations in the region. We cannot assure you that political turbulence in Egypt, Libya and other countries in Africa and the Middle East will abate in the near future or that neighboring countries will not be drawn into conflicts or experience instability. In addition, our operations in Egypt are subject to political risks, such as confiscation, expropriation and/or nationalization. See “Item 4—Information on the Company—Regulatory Matters and Legal Proceedings—Other Legal Proceedings—Egypt Share Purchase Agreement.”

In January 2011, protests and demonstrations demanding a regime change began taking place across Egypt, which resulted in former President Hosni Mubarak resigning from his post on February 11, 2011. Subsequently, Mr. Mubarak transferred government powers to the Egyptian Army. The Supreme Council of the Armed Forces of Egypt dissolved the Egyptian parliament, suspended the nation’s constitution, and formed a committee to recommend constitutional changes to facilitate a political transition through democratic elections. Following some delays, elections for a new parliament took place between November 2011 and January 2012. Elections held in May and June of 2012 witnessed the victory of Mohamed Morsi as the fifth president of Egypt. Despite a return to civilian rule, demonstrations and protests continued to take place across Egypt following Mr. Morsi’s election, culminating in large-scale anti-Morsi protests in June 2013. On July 3, 2013, the Egyptian military, led by General Abdel Fattah el-Sisi, removed Mr. Morsi from office and suspended the Egyptian constitution. The Egyptian military then appointed Chief Justice Adly Mansour as the interim president of Egypt, and charged him with forming a transitional technocratic government. In May 2014 presidential elections took place having elected General Abdel Fattah el-Sisi. Elections to the House of Representatives were delayed after the Egyptian Supreme Constitutional Court ruled on March 1, 2015 that the law on electoral constituencies was unconstitutional because it did not guarantee fair representation. Additionally, on March 7, 2015, the Egyptian Supreme Constitutional Court ruled that the law banning dual citizens from running in the election was unconstitutional. It is now expected that the parliamentary elections to the House of Representatives will take place during the second half of 2015. Egypt has recently experienced minor terrorist events, none of which has impacted our operations in the country. Although CEMEX’s operations in Egypt have not been immune from disruptions resulting from the turbulence in Egypt, which the government is seeking to minimize, CEMEX continues with its cement production, dispatch and sales activities as of the date of this annual report. Risks to CEMEX’s operations in Egypt include a potential reduction in overall economic activity in Egypt exchange rate volatility, energy shortages and, which could affect demand for building materials, and interruptions in general services, which could have a material adverse effect on our operations in Egypt.

In recent years, concerns over global economic conditions, energy costs, geopolitical issues, the availability and cost of credit and the international financial markets have contributed to economic uncertainty and reduced expectations for the global economy. In addition, military activities in Ukraine and on its borders, including

Russia effectively taking control of Crimea (followed by Crimea's independence vote and absorption by Russia) have combined with Ukraine's very weak economic conditions to create great uncertainty in Ukraine and the global markets. In response to the annexation of the Crimean region of Ukraine by Russia, other nations, including the U.S., have imposed, and may continue imposing further, economic sanctions on Russia and Ukraine. Presently, concerns related to ongoing unrest in Ukraine have prompted calls for increasing levels of economic sanctions against Russia and Ukraine. Resolution of Ukraine's political and economic conditions may not occur for some time, and the situation could deteriorate into increased violence and/or economic collapse. While not directly impacting territories where we had operations as of December 31, 2014, this dispute could negatively affect the economies of the countries in which we operate, including through its impact on the surrounding region, the global economy and the impact it might have on the access to Russian energy supplies by the countries in which we operate. Further, potential responses by Russia to those sanctions could adversely affect European economic conditions, which could have a material adverse effect on our operations in Europe. Meanwhile, the continued political unrest in Venezuela, the continued hostilities in the Middle East and the occurrence or threat of terrorist attacks also could adversely affect the global economy.

There have been terrorist attacks and ongoing threats of future terrorist attacks in countries in which we maintain operations. We cannot assure you that there will not be other attacks or threats that will lead to an economic contraction or erection of material barriers to trade in any of our markets. An economic contraction in any of our major markets could affect domestic demand for cement and could have a material adverse effect on our operations.

***Our operations can be affected by adverse weather conditions.***

Construction activity, and thus demand for our products, decreases substantially during periods of cold weather, when it snows or when heavy or sustained rainfalls occur. Consequently, demand for our products is significantly lower during the winter in temperate countries and during the rainy season in tropical countries. Winter weather in our European and North American operations significantly reduces our first quarter sales volumes, and to a lesser extent our fourth quarter sales volumes. Sales volumes in these and similar markets generally increase during the second and third quarters because of normally better weather conditions. However, high levels of rainfall can adversely affect our operations during these periods as well. Such adverse weather conditions can adversely affect our business, financial condition and results of operations if they occur with unusual intensity, during abnormal periods, or last longer than usual in our major markets, especially during peak construction periods.

***We will be adversely affected by any significant or prolonged disruption to our production facilities.***

Any prolonged and/or significant disruption to our production facilities, whether due to repair, maintenance or servicing, industrial accidents, unavailability of raw materials such as energy, mechanical equipment failure, human error or otherwise, will disrupt and adversely affect our operations. Additionally, any major or sustained disruptions in the supply of utilities such as water or electricity or any fire, flood or other natural calamities or communal unrest or acts of terrorism may disrupt our operations or damage our production facilities or inventories and could adversely affect our business, financial condition and results of operations.

We typically shut down our facilities to undertake maintenance and repair work at scheduled intervals. Although we schedule shut downs such that not all of our facilities are shut down at the same time, the unexpected shut down of any facility may nevertheless affect our business, financial condition and results of operations from one period to another.

***We are dependent on information technology and our systems and infrastructure, as well as those provided by third-party service providers, face certain risks, including cyber security risks.***

We rely on a variety of information technology and automated operating systems to manage or support our operations. The proper functioning of these systems is critical to the efficient operation and management of our business. In addition, these systems may require modifications or upgrades as of a result of technological changes

or growth in our business. These changes may be costly and disruptive to our operations, and could impose substantial demands on outage time. Our systems, as well as those provided by our third-party service providers, may be vulnerable to damage, disruption or intrusion caused by circumstances beyond our control, such as physical or electronic break-ins, catastrophic events, power outages, natural disasters, computer system or network failures, viruses or malware, unauthorized access and cyber-attacks. Although we take actions to secure our systems and electronic information, these measures may not be sufficient. As of March 31, 2015, our third-party service providers have not informed us of any event that has damaged, disrupted or resulted in an intrusion of our systems. Any significant information leakages could affect our compliance with data privacy laws and damage our relationship with our employees, customers and suppliers, and also adversely impact our business, financial condition and results of operations. As of March 31, 2015, our insurance does not cover any risk associated with any cyber security risks. In addition, any significant disruption to our systems could adversely affect our business, financial condition and results of operations.

***Activities in our business can be dangerous and can cause injury to people or property in certain circumstances.***

Our production facilities require individuals to work with chemicals, equipment and other materials that have the potential to cause harm and injury, or fatalities, when used without due care. An accident or injury that occurs at our facilities could result in disruptions to our business and have legal and regulatory consequences and we may be required to compensate such individuals or incur other costs and liabilities, any and all of which could adversely affect our reputation, business, financial condition, results of operations and prospects.

***Labor activism and unrest, or failure to maintain satisfactory labor relations, could adversely affect our results of operations.***

Labor activism and unrest may adversely affect our operations and thereby adversely affect our business, financial condition, results of operations and prospects. Although our operations have not been affected by any significant labor dispute in the past, we cannot assure you that we will not experience labor unrest, activism, disputes or actions in the future, some of which may be significant and could adversely affect our business, financial condition, results of operations and prospects.

***Increases in liabilities related to our pension plans could adversely affect our results of operations.***

We have obligations under defined benefit pension plans in certain countries in which we operate, mainly in North America and Northern Europe. Our funding obligations depend upon future asset performance, the level of interest rates used to measure future liabilities, benefit plan changes, government regulations and other factors. Due to the large number of variables that determine pension liabilities and funding requirements, which are difficult to predict, our net projected liability of approximately U.S.\$1.14 billion as of December 31, 2014, and the future cash funding requirements for our defined benefit pension plans and other postemployment benefit plans could be significantly higher than the amounts estimated as of December 31, 2014. If so, these funding requirements could have a material adverse effect on our business, financial condition, results of operations and prospects.

***Our insurance coverage may not cover all the risks to which we may be exposed.***

We face the risks of loss and damage to our products, property and machinery due to fire, theft and natural disasters such as floods. Such events may cause a disruption to or cessation of our operations. While we believe that we have adequate and sufficient coverage, in line with industry practices, in some instances our insurance coverage may not be sufficient to cover all of our potential unforeseen losses and liabilities. In addition, our insurance coverage may not cover all the risks to which we may be exposed. If our losses exceed our insurance coverage, or if we are not covered by the insurance policies we have taken up, we may be liable to cover any shortfall or losses. Our insurance premiums may also increase substantially because of such claims. In such circumstances, our financial results may be adversely affected.

***Our success depends on key members of our management.***

Our success depends largely on the efforts and strategic vision of our executive management team. The loss of the services of some or all of our executive management could have a material adverse effect on our business, financial condition and results of operations.

The execution of our business plan also depends on our ongoing ability to attract and retain additional qualified employees. For a variety of reasons, particularly with respect to the competitive environment and the availability of skilled labor, we may not be successful in attracting and retaining the personnel we require. If we are unable to hire, train and retain qualified employees at a reasonable cost, we may be unable to successfully operate our business or capitalize on growth opportunities and, as a result, our business, financial condition and results of operations could be adversely affected.

***Certain tax matters may have an adverse effect on our cash flow, financial condition and net income.***

We are subject to certain tax matters, mainly in Mexico, Colombia and Spain, that may have an adverse effect on our cash flow, financial condition and net income. See notes 20 and 19D to our 2014 audited consolidated financial statements and “Item 4—Information on the Company—Regulatory Matters and Legal Proceedings—Tax Matters—Mexico,” “Regulatory Matters and Legal Proceedings—Tax Matters—Colombia,” and “Regulatory Matters and Legal Proceedings—Tax Matters—Spain” for a description of the legal proceedings regarding these Mexican, Colombian and Spanish tax matters, all included elsewhere in this annual report.

***It may be difficult to enforce civil liabilities against us or our directors, executive officers and controlling persons.***

We are a publicly traded stock corporation with variable capital (sociedad anónima bursátil de capital variable) organized under the laws of Mexico. Substantially all of our directors and officers and the majority of the members of our senior management reside in Mexico, and all or a significant portion of the assets of those persons may be, and the majority of our assets are, located outside the United States. As a result, it may not be possible for you to effect service of process within the United States upon such persons or to enforce against them or against us in U.S. courts judgments predicated upon the civil liability provisions of the federal securities laws of the United States. We have been advised by our General Counsel, Lic. Ramiro G. Villarreal Morales, that there is doubt as to the enforceability in Mexico, either in original actions or in actions for enforcement of judgments of U.S. courts, of civil liabilities predicated on the U.S. federal securities laws.

***The protections afforded to non-controlling shareholders in Mexico are different from those in the United States and may be more difficult to enforce.***

Under Mexican law, the protections afforded to non-controlling shareholders are different from those in the United States. In particular, the legal framework and case law pertaining to disputes between shareholders and us, our directors, our officers or our controlling shareholders, if any, are less developed under Mexican law than under U.S. law. Mexican law generally only permits shareholder derivative suits (i.e., suits for our benefit as opposed to the direct benefit of our shareholders) and there are different procedural requirements for bringing shareholder lawsuits, such as shareholder derivative suits, which differ from those you may be familiar with under U.S. and other laws. There is also a substantially less active plaintiffs’ bar dedicated to the enforcement of shareholders’ rights in Mexico than in the United States. As a result, in practice it may be more difficult for our non-controlling shareholders to enforce their rights against us or our directors or controlling shareholders than it would be for shareholders of a U.S. company.

***ADS holders may only vote the Series B shares represented by the CPOs deposited with the ADS depositary through the ADS depositary and are not entitled to vote the Series A shares represented by the CPOs deposited with the ADS depositary or to attend shareholders' meetings.***

Under the terms of the ADSs and CEMEX, S.A.B. de C.V.'s by-laws, a holder of an ADS has the right to instruct the ADS depositary to exercise voting rights only with respect to Series B shares represented by the CPOs deposited with the depositary, but not with respect to the Series A shares represented by the CPOs deposited with the depositary. ADS holders will not be able to directly exercise their right to vote unless they withdraw the CPOs underlying their ADSs (and, in the case of non-Mexican holders, even if they do so, they may not vote the Series A shares represented by the CPOs) and may not receive voting materials on time to ensure that they are able to instruct the depositary to vote the CPOs underlying their ADSs or receive sufficient notice of a shareholders' meeting to permit them to withdraw their CPOs to allow them to cast their vote with respect to any specific matter. In addition, the depositary and its agents may not be able to send out voting instructions on time or carry them out in the manner an ADS holder has instructed. As a result, ADS holders may not be able to exercise their right to vote and they may lack recourse if the CPOs underlying their ADSs are not voted as they requested. In addition, ADS holders are not entitled to attend shareholders' meetings. ADS holders will also not be permitted to vote the CPOs underlying the ADSs directly at a shareholders' meeting or to appoint a proxy to do so without withdrawing the CPOs. If the ADS depositary does not receive voting instructions from a holder of ADSs in a timely manner, such holder will nevertheless be treated as having instructed the ADS depositary to give a proxy to a person we designate, or at our request, the corresponding CPO trust's technical committee designates, to vote the B shares underlying the CPOs represented by the ADSs in his/her discretion. The ADS depositary or the custodian for the CPOs on deposit may represent the CPOs at any meeting of holders of CPOs even if no voting instructions have been received. The CPO trustee may represent the A shares and the B shares represented by the CPOs at any meeting of holders of A shares or B shares even if no voting instructions have been received. By so attending, the ADS depositary, the custodian or the CPO trustee, as applicable, may contribute to the establishment of a quorum at a meeting of holders of CPOs, A shares or B shares, as appropriate.

***Non-Mexicans may not hold CEMEX, S.A.B. de C.V.'s Series A shares directly and must have them held in a trust at all times.***

Non-Mexican investors in CEMEX, S.A.B. de C.V.'s CPOs or ADSs may not directly hold the underlying Series A shares, but may hold them indirectly through CEMEX, S.A.B. de C.V.'s CPO trust. Upon the early termination or expiration of the term of CEMEX, S.A.B. de C.V.'s CPO trust on September 6, 2029, the Series A shares underlying CEMEX, S.A.B. de C.V.'s CPOs held by non-Mexican investors must be placed into a new trust similar to the current CPO trust for non-Mexican investors to continue to hold an economic interest in such shares. We cannot assure you that a new trust similar to the CPO trust will be created or that the relevant authorization for the creation of the new trust or the transfer of our Series A shares to such new trust will be obtained. In that event, since non-Mexican holders currently cannot hold Series A shares directly, they may be required to sell all of their Series A shares to a Mexican individual or corporation.

***Preemptive rights may be unavailable to ADS holders.***

ADS holders may be unable to exercise preemptive rights granted to CEMEX, S.A.B. de C.V.'s shareholders, in which case ADS holders could be substantially diluted following future equity or equity-linked offerings. Under Mexican law, whenever CEMEX, S.A.B. de C.V. issues new shares for payment in cash or in kind, CEMEX, S.A.B. de C.V. is generally required to grant preemptive rights to CEMEX, S.A.B. de C.V.'s shareholders, except if the shares are issued in respect of a public offering or if the relevant shares underlie convertible securities. However, ADS holders may not be able to exercise these preemptive rights to acquire new shares unless both the rights and the new shares are registered in the United States or an exemption from registration is available. We cannot assure you that we would file a registration statement in the United States at the time of any rights offering.

## Mexican Peso Exchange Rates

Mexico has had no exchange control system in place since the dual exchange control system was abolished in November 1991. The Mexican Peso has floated freely in foreign exchange markets since December 1994, when the Mexican Central Bank (*Banco de México*) abandoned its prior policy of having an official devaluation band. Since then, the Mexican Peso has been subject to substantial fluctuations in value. The Mexican Peso appreciated against the U.S. Dollar by approximately 6% in 2010, respectively, depreciated against the U.S. Dollar by approximately 11.5% in 2011, appreciated against the U.S. Dollar by approximately 9% in 2012 and depreciated against the U.S. Dollar by approximately 2% in 2013, and depreciated against the U.S. Dollar by approximately 11% in 2014. These percentages are based on the exchange rate that we use for accounting purposes, or the CEMEX accounting rate. The CEMEX accounting rate represents the average of three different exchange rates that are provided to us by Banco Nacional de México, S.A., integrante del Grupo Financiero Banamex, or Banamex. For any given date, the CEMEX accounting rate may differ from the noon buying rate for Mexican Pesos in New York City published by the U.S. Federal Reserve Bank of New York.

The following table sets forth, for the periods and dates indicated, the end-of-period, average and high and low points of the CEMEX accounting rate as well as the noon buying rate for Mexican Pesos, expressed in Mexican Pesos per U.S.\$1.00.

<u>Year Ended December 31,</u>	<u>CEMEX Accounting Rate</u>				<u>Noon Buying Rate</u>			
	<u>End of the period</u>	<u>Average(1)</u>	<u>High</u>	<u>Low</u>	<u>End of the period</u>	<u>Average(1)</u>	<u>High</u>	<u>Low</u>
2010 .....	12.36	12.67	13.21	12.15	12.38	12.64	13.19	12.16
2011 .....	13.96	12.45	14.21	11.50	13.95	12.43	14.25	11.51
2012 .....	12.85	13.16	14.37	12.56	12.96	13.15	14.37	12.63
2013 .....	13.05	12.85	13.39	11.98	13.10	12.76	13.43	11.98
2014 .....	14.74	13.32	14.78	12.84	14.75	13.31	14.79	12.85
<b><u>Monthly (2014)</u></b>								
September .....	13.43				13.43		13.48	13.07
October .....	13.48				13.48		13.57	13.39
November .....	13.39				13.92		13.92	13.54
December .....	14.74				14.75		14.79	13.94
<b><u>Monthly (2015)</u></b>								
January .....	14.99				15.01		15.01	14.56
February .....	15.03				15.06		15.10	14.75
March .....	15.27				15.25		15.58	14.93
April(2) .....	15.33				15.32		15.36	14.80

- (1) The average of the CEMEX accounting rate or the noon buying rate for Mexican Pesos, as applicable, on the last day of each full month during the relevant period.
- (2) April noon buying rates and CEMEX accounting rates are through April 17, 2015.

On April 17, 2015, the CEMEX accounting rate was Ps15.33 to U.S.\$1.00. Between January 1, 2014 and April 17, 2015, the Mexican Peso depreciated by approximately 3.7% against the U.S. Dollar, based on the noon buying rate for Mexican Pesos.

For a discussion of the financial treatment of our operations conducted in other currencies, see “Item 3—Key Information—Risk Factors—Selected Consolidated Financial Information” included elsewhere in this annual report.



## **Selected Consolidated Financial Information**

The financial data set forth below as of and for each of the five years ended December 31, 2014 have been derived from our audited consolidated financial statements. The financial data set forth below as of December 31, 2014 and 2013 and for each of the three years ended December 31, 2014, 2013 and 2012 have been derived from, and should be read in conjunction with, and are qualified in their entirety by reference to, our 2014 audited consolidated financial statements and the notes thereto included elsewhere in this annual report. Our audited consolidated financial statements prepared under IFRS for the year ended December 31, 2014 were approved by our shareholders at the annual general ordinary shareholders' meeting, which was held on March 26, 2015.

The operating results of newly acquired businesses are consolidated in our financial statements beginning on the acquisition date. Therefore, all periods presented do not include operating results corresponding to newly acquired businesses before we assumed control. As a result, the financial data for the years ended December 31, 2014, 2013, and 2012 may not be comparable to that of prior periods.

Our audited consolidated financial statements included elsewhere in this annual report, have been prepared in accordance with IFRS, which differ in significant respects from U.S. GAAP. The regulations of the SEC do not require foreign private issuers that prepare their financial statements on the basis of IFRS (as published by the International Accounting Standards Board) to reconcile such financial statements to U.S. GAAP. Accordingly, since our adoption of IFRS, we no longer reconcile our financial information to U.S. GAAP.

Non-Mexican Peso amounts included in the financial statements are first translated into U.S. Dollar amounts, in each case at a commercially available or an official government exchange rate for the relevant period or date, as applicable, and those U.S. Dollar amounts are then translated into Mexican Peso amounts at the CEMEX accounting rate, described under “—Mexican Peso Exchange Rates,” as of the relevant period or date, as applicable.

The U.S. Dollar amounts provided below, unless otherwise indicated elsewhere in this annual report, are translations of Mexican Peso amounts at an exchange rate of Ps14.74 to U.S.\$1.00, the CEMEX accounting rate as of December 31, 2014. However, in the case of transactions conducted in U.S. Dollars, we have presented the U.S. Dollar amount of the transaction and the corresponding Mexican Peso amount that is presented in our consolidated financial statements. These translations have been prepared solely for the convenience of the reader and should not be construed as representations that the Mexican Peso amounts actually represent those U.S. Dollar amounts or could be converted into U.S. Dollars at the rate indicated. The noon buying rate for Mexican Pesos on December 31, 2014 was Ps14.75 to U.S.\$1.00. From December 31, 2014 through April 17, 2015, the Mexican Peso depreciated by approximately 3.7% against the U.S. Dollar, based on the noon buying rate for Mexican Pesos.

**CEMEX, S.A.B. DE C.V. and Subsidiaries**  
**Selected Consolidated Financial Information**

	As of and For the Year Ended December 31,				
	2010	2011	2012	2013	2014
(in millions of Mexican Pesos, except ratios and share and per share amounts)					
<b>Statement of Operations Information:</b>					
Net sales	Ps 177,641	Ps 189,887	Ps 197,036	Ps 195,661	Ps 210,023
Cost of sales(1)	(127,845)	(136,181)	(138,706)	(134,774)	(142,746)
Gross profit	49,796	53,706	58,330	60,887	67,277
Administrative, selling and distribution expenses	(39,060)	(41,844)	(41,329)	(41,383)	(45,094)
Operating earnings before other expenses, net(2)	10,736	11,862	17,001	19,504	22,183
Other expense, net	(6,335)	(5,233)	(5,490)	(4,903)	(5,128)
Operating earnings(2)	4,401	6,629	11,511	14,601	17,055
Financial items(3)	(15,276)	(19,092)	(17,534)	(18,231)	(19,009)
Equity in income (loss) of associates	(487)	(334)	728	229	297
Loss before income tax	(11,362)	(12,797)	(5,295)	(3,401)	(1,657)
Non-controlling net income	46	21	662	1,223	1,103
Controlling interest net loss	(13,482)	(24,953)	(12,000)	(10,834)	(6,783)
Basic loss per share(4)(5)	(0.37)	(0.69)	(0.31)	(0.28)	(0.17)
Diluted loss per share(4)(5)	(0.37)	(0.69)	(0.31)	(0.28)	(0.17)
Number of shares outstanding(4)(6)(7)	30,065	31,410	32,808	34,270	37,370
<b>Balance Sheet Information:</b>					
Cash and cash equivalents	8,354	16,128	12,478	15,176	12,589
Property, machinery and equipment, net	221,271	234,342	213,075	205,717	202,928
Total assets	504,881	541,655	478,797	496,130	514,961
Short-term debt including current maturities of long-term debt	5,618	4,673	596	3,959	14,507
Long-term debt	188,776	203,798	177,539	187,021	191,327
Non-controlling interest and Perpetual Debentures(8)	19,443	16,602	14,488	14,939	17,068
Total controlling stockholders' equity	163,744	155,104	141,139	133,379	131,103
<b>Other Financial Information:</b>					
Net working capital(9)	18,692	23,690	19,667	20,754	20,757
Book value per share(4)(7)(10)	5.45	4.94	4.30	3.89	3.51
Operating margin before other expense, net	6.0%	6.2%	8.6%	10.0%	10.6%
Operating EBITDA(11)	29,844	29,710	34,506	33,963	36,640
Ratio of Operating EBITDA to interest expense(11)	2.0	1.8	1.9	1.7	1.7
Capital expenditures	6,963	8,540	10,465	8,409	9,486
Depreciation and amortization	19,108	17,848	17,505	14,459	14,457
Net cash flow provided by operating activities before interest, coupons on perpetual debentures and income taxes	25,952	23,942	30,222	27,045	36,514
Basic loss per CPO(4)(5)	(1.11)	(2.07)	(0.93)	(0.84)	(0.51)
Total debt plus other financial obligations	210,619	249,372	218,026	230,298	244,429

- (1) Cost of sales includes depreciation, amortization and depletion of assets involved in production, freight expenses of raw materials used in our producing plants, delivery expenses of our ready-mix concrete business and expenses related to storage in producing plants. Our cost of sales excludes (i) expenses related

- to personnel and equipment comprising our selling network and those expenses related to warehousing at the points of sale, which are included as part of our administrative and selling expenses line item, and (ii) freight expenses of finished products from our producing plants to our points of sale and from our points of sale to our customers' locations, which are all included as part of our distribution expenses line item.
- (2) In the statements of operations, CEMEX includes the line item titled "Operating earnings before other expenses, net" considering that is a relevant measure for CEMEX's management as explained in note 4 to our 2014 audited consolidated financial statements included elsewhere in this annual report. Under IFRS, while there are line items that are customarily included in the statement of operations, such as net sales, operating costs and expenses and financial revenues and expenses, among others, the inclusion of certain subtotals such as "Operating earnings before other expenses, net" and the display of such statements of operations varies significantly by industry and company according to specific needs.
  - (3) Financial items include financial expenses and our other financial (expense) income, net, which includes our financial income, results from financial instruments, net (derivatives and marketable securities), foreign exchange results, effects of net present value on assets and liabilities and others, net. See note 7 to our 2014 audited consolidated financial statements included elsewhere in this annual report.
  - (4) CEMEX, S.A.B. de C.V.'s capital stock consists of Series A shares and Series B shares. Each of CEMEX, S.A.B. de C.V.'s CPOs represents two Series A shares and one Series B share. As of December 31, 2014, approximately 99.78% of CEMEX, S.A.B. de C.V.'s outstanding share capital was represented by CPOs. Each of CEMEX, S.A.B. de C.V.'s ADSs represents ten CPOs.
  - (5) Loss per share are calculated based upon the weighted average number of shares outstanding during the year, as described in note 22 to our 2014 audited consolidated financial statements included elsewhere in this annual report. Basic loss per CPO is determined by multiplying the basic loss per share for each period by three (the number of shares underlying each CPO). Basic loss per CPO is presented solely for the convenience of the reader and does not represent a measure under IFRS. See note 22 and 26 to our 2014 audited consolidated financial statements included elsewhere in this annual report.
  - (6) CEMEX, S.A.B. de C.V. did not declare a dividend for fiscal years 2010, 2011, 2012, 2013 and 2014. At each of CEMEX, S.A.B. de C.V.'s 2010, 2011, 2012, 2013 and 2014 annual general ordinary shareholders' meetings, held on February 24, 2011, February 23, 2012, March 21, 2013, March 20, 2014 and March 26, 2015, respectively, CEMEX, S.A.B. de C.V.'s shareholders approved a recapitalization of retained earnings. New CPOs issued pursuant to each such recapitalization were allocated to shareholders on a pro-rata basis. As a result, shares equivalent to approximately 400.9 million CPOs, approximately 418.8 million CPOs, approximately 437.4 million CPOs, approximately 468 million CPOs and approximately 437.4 million CPOs were allocated to shareholders on a pro-rata basis in connection with the 2010, 2011, 2012, 2013 and 2014 recapitalizations, respectively. In each case, CPO holders received one new CPO for each 25 CPOs held and ADS holders received one new ADS for each 25 ADSs held. There was no cash distribution and no entitlement to fractional shares.
  - (7) Based upon the total number of shares outstanding at the end of each period, expressed in millions of shares, and includes shares subject to financial derivative transactions, but does not include shares held by our subsidiaries.
  - (8) As of December 31, 2010, 2011, 2012, 2013 and 2014, non-controlling interest includes U.S.\$1,320 million (Ps16,310 million), U.S.\$938 million (Ps13,089 million), U.S.\$473 million (Ps6,078 million), U.S.\$477 million (Ps6,223 million) and U.S.\$466 million (Ps6,869 million), respectively, that represents the nominal amount of Perpetual Debentures, denominated in U.S. Dollars and Euros, issued by consolidated entities. In accordance with IFRS, these securities qualify as equity due to their perpetual nature and the option to defer the coupons.
  - (9) Net working capital equals trade receivables, less allowance for doubtful accounts plus inventories, net, less trade payables.
  - (10) Book value per share is calculated by dividing the total controlling stockholders' equity by the number of shares outstanding.

(11) Operating EBITDA equals operating earnings before other expenses, net, plus amortization and depreciation expenses. Operating EBITDA and the ratio of Operating EBITDA to interest expense are presented because we believe that they are widely accepted as financial indicators of our ability to internally fund capital expenditures and service or incur debt. Operating EBITDA and such ratios should not be considered as indicators of our financial performance, as alternatives to cash flow, as measures of liquidity or as being comparable to other similarly titled measures of other companies. Under IFRS, while there are line items that are customarily included in statements of operations prepared pursuant to IFRS, such as net sales, operating costs and expenses and financial revenues and expenses, among others, the inclusion of certain subtotals, such as operating earnings before other expenses, net, and the display of such statement of operations varies significantly by industry and company according to specific needs. Operating EBITDA is reconciled below to operating earnings before other expenses, net, as reported in the statements of operations, and to net cash flows provided by operating activities before interest and income taxes paid in cash, as reported in the statement of cash flows. Interest expense under IFRS does not include coupon payments and issuance costs of the Perpetual Debentures issued by consolidated entities of approximately Ps1,624 million in 2010, approximately Ps1,010 million in 2011, approximately Ps453 million in 2012, approximately Ps405 million in 2013 and approximately Ps420 million in 2014, as described in note 20D to our 2014 audited consolidated financial statements included elsewhere in this annual report.

	For the Year Ended December 31,				
	2010	2011	2012	2013	2014
(in millions of Mexican Pesos)					
<b>Reconciliation of operating EBITDA to net cash flows provided by operating activities before interest, coupons on Perpetual Debentures and income taxes</b>					
Operating EBITDA . . . . .	Ps 29,844	Ps 29,710	Ps 34,506	Ps 33,963	Ps 36,640
Less:					
Operating depreciation and amortization expense . . . . .	19,108	17,848	17,505	14,459	14,457
Operating earnings before other expenses, net . . . . .	10,736	11,862	17,001	19,504	22,183
Plus/minus:					
Changes in working capital excluding income taxes . . . . .	(623)	(727)	(2,048)	(4,082)	1,544
Operating depreciation and amortization expense . . . . .	19,108	17,848	17,505	14,459	14,457
Other items, net . . . . .	(3,269)	(5,041)	(2,236)	(2,836)	(1,670)
Net cash flow provided by operating activities before interest, coupons on Perpetual Debentures and income taxes . . . . .	Ps 25,952	Ps 23,942	Ps 30,222	Ps 27,045	Ps 36,514

#### **Item 4—Information on the Company**

Unless otherwise indicated, references in this annual report to our sales and assets, including percentages, for a country or region are calculated before eliminations resulting from consolidation, and thus include intercompany balances between countries and regions. These intercompany balances are eliminated when calculated on a consolidated basis.

#### **Business Overview**

CEMEX, S.A.B. de C.V. is a publicly traded stock corporation with variable capital, or *sociedad anónima bursátil de capital variable*, organized under the laws of Mexico, with its principal executive offices located at Avenida Ricardo Margáin Zozaya #325, Colonia Valle del Campestre, San Pedro Garza García, Nuevo León, 66265, México. Our main phone number is +52 81 8888-8888.

CEMEX, S.A.B. de C.V. was founded in 1906 and was registered with the Mercantile Section of the Public Registry of Property and Commerce in Monterrey, Nuevo León, Mexico, on June 11, 1920 for a period of 99 years. At our 2014 annual general extraordinary shareholders' meeting held on March 26, 2015, this period was extended to an indefinite period of time. Beginning April 2006, CEMEX's full legal and commercial name is CEMEX, *Sociedad Anónima Bursátil de Capital Variable*.

CEMEX is one of the largest cement companies in the world, based on annual installed cement production capacity as of December 31, 2014 of approximately 93.7 million tons. We are the largest ready-mix concrete company in the world with annual sales volumes of approximately 68,399 million cubic meters and one of the largest aggregates companies in the world with annual sales volumes of approximately 55,994 million tons, in each case, based on our annual sales volumes in 2014. We are also one of the world's largest traders of cement and clinker, having traded approximately 9.5 million tons of cement and clinker in 2014. CEMEX, S.A.B. de C.V. is an operating and holding company engaged, directly or indirectly, through its operating subsidiaries, primarily in the production, distribution, marketing and sale of cement, ready-mix concrete, aggregates, clinker and other construction materials throughout the world, and that provides reliable construction-related services to customers and communities in more than 50 countries throughout the world.

We operate globally, with operations in Mexico, the United States, Northern Europe, the Mediterranean, South America and the Caribbean and Asia. We had total assets of approximately Ps515 billion (U.S.\$35 billion) as of December 31, 2014, and an equity market capitalization of approximately Ps187,854 million (U.S.\$12,159 million) as of April 20, 2015.

As of December 31, 2014, our main cement production facilities were located in Mexico, the United States, Spain, Egypt, Germany, Colombia, the Philippines, Poland, the Dominican Republic, the United Kingdom, Croatia, Panama, Latvia, Puerto Rico, Thailand, Costa Rica and Nicaragua. As of December 31, 2014, our assets (after eliminations), cement plants and installed capacity, on an unconsolidated basis by region, were as set forth below. Installed capacity, which refers to theoretical annual production capacity, represents gray portland cement equivalent capacity, which counts each ton of white cement capacity as approximately two tons of gray portland cement capacity, and includes installed capacity of cement plants that have been temporarily closed:

	<b>As of December 31, 2014</b>		
	<b>Assets After Eliminations (in Billions of Mexican Pesos)</b>	<b>Number of Cement Plants</b>	<b>Installed Cement Production Capacity (Millions of Tons Per Annum)</b>
Mexico(1) . . . . .	77	15	29.3
United States(2) . . . . .	229	13	17.1
<b>Northern Europe</b>			
United Kingdom . . . . .	30	2	2.4
Germany . . . . .	12	2	4.9
France . . . . .	15	—	—
Rest of Northern Europe(3) . . . . .	17	3	5.1
<b>The Mediterranean</b>			
Spain(4) . . . . .	21	6	9.3
Egypt . . . . .	8	1	5.4
Rest of the Mediterranean(5) . . . . .	11	3	2.4
<b>South America and the Caribbean ("SAC")</b>			
Colombia . . . . .	16	2	4.0
Rest of SAC(6) . . . . .	18	5	8.0
<b>Asia</b>			
Philippines . . . . .	10	2	4.5
Rest of Asia(7) . . . . .	2	1	1.2
<b>Corporate and Other Operations</b> . . . . .	49	—	—
<b>Total</b> . . . . .	<u>515</u>	<u>55</u>	<u>93.7</u>

---

The above table includes our proportional interest in the installed capacity of companies in which we hold a non-controlling interest and does not give effect to the transaction with Holcim, which closed on January 5, 2015. See “Item 5—Operating and Financial Review and Prospects—Recent Developments Relating to Our Operations—CEMEX and Holcim Close a Series of Transactions in Europe.”

- (1) “Number of cement plants” and “installed cement production capacity” includes two cement plants that have been temporarily closed with an aggregate annual installed capacity of 2.7 million tons of cement.
- (2) “Number of cement plants” and “installed cement production capacity” includes two cement plants that have been temporarily closed with an aggregate annual installed capacity of 2.1 million tons of cement.
- (3) Refers primarily to our operations in the Czech Republic, Austria, Poland, Hungary and Latvia, as well as trading activities in Scandinavia and Finland. For purposes of the columns labeled “Assets after eliminations” and “Installed cement production capacity,” includes our approximate 37.8% interest in ordinary shares, as of December 31, 2014, in a Lithuanian cement producer that operated one cement plant with an annual installed capacity of 1.3 million tons of cement as of December 31, 2014.
- (4) For purposes of “number of cement plants” and “installed cement production capacity” includes one cement plant that has been temporarily closed with an aggregate annual installed capacity of 0.1 million tons of cement.
- (5) Refers primarily to our operations in Croatia, the United Arab Emirates (“UAE”) and Israel.
- (6) Includes our operations in Costa Rica, Panama, Puerto Rico, the Dominican Republic, Nicaragua, Jamaica and other countries in the Caribbean, Guatemala and small ready-mix concrete operations in Argentina.
- (7) Includes our operations in Thailand, Bangladesh and Malaysia.

During part of the last 25 years, we embarked on a major geographic expansion program to diversify our cash flows and enter markets whose economic cycles within the cement industry largely operate independently from those of Mexico and which offer long-term growth potential. We have built an extensive network of marine and land-based distribution centers and terminals that give us marketing access around the world. The following are our significant acquisitions since 2010:

- On October 31, 2014, CEMEX, S.A.B. de C.V. announced that it had entered into agreements with Holcim, a global producer of building materials based in Switzerland, to complete a series of related transactions in Europe, which closed on January 5, 2015, with retrospective effect as of January 1, 2015. See note 26 to our 2014 audited consolidated financial statements included elsewhere in this annual report. As a result, (i) CEMEX acquired all of Holcim’s assets in the Czech Republic, including a cement plant, four aggregates quarries and 17 ready-mix plants for approximately €115 million (U.S.\$139 million or Ps2,049 million); (ii) CEMEX sold to Holcim assets in the western region of Germany, consisting of one cement plant, two cement grinding mills, one slag granulator, 22 aggregates quarries and 79 ready-mix plants for approximately €171 million (U.S.\$207 million or Ps3,047 million, while CEMEX maintained its operations in the north, east and south of Germany; and (iii) CEMEX acquired from Holcim one cement plant in the southern part of Spain, and one cement mill in the central part of Spain, among other related assets for approximately €89 million (U.S.\$108 million or Ps1,592 million). In connection with these transactions, in January 2015 CEMEX made a final payment in cash, after combined debt and working capital adjustments, of approximately €33 million (U.S.\$40 million or Ps594 million).
- In August 2011, as a result of Ready Mix USA’s exercise of its put option, and after performance of the obligations by both parties under the put option agreement, effective as of August 1, 2011, through the payment of approximately U.S.\$352 million (approximately Ps4,914 million), we acquired our former joint venture partner’s interests in CEMEX Southeast, LLC and Ready Mix USA, LLC, including a non-compete and a transition services agreement. See “Item 5—Operating and Financial Review and Prospects—Investments, Acquisitions and Divestitures” for additional information regarding the Ready Mix USA put option right.

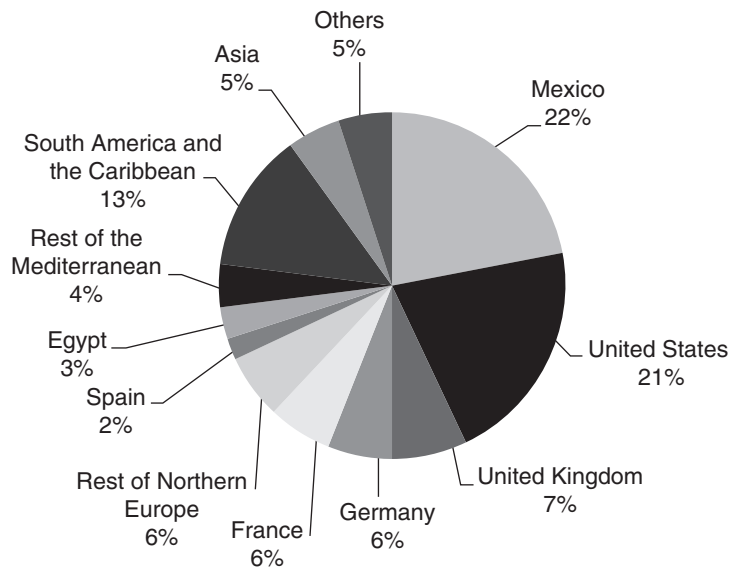
As part of our strategy, we periodically review and reconfigure our operations in implementing our post-merger integration process, and we sometimes divest assets that we believe are less important to our strategic objectives. The following have been our most significant divestitures and reconfigurations since 2010:

- In November 2012, CEMEX Latam, a then wholly-owned subsidiary of CEMEX España, completed the sale of newly issued common shares in the CEMEX Latam Offering, representing approximately 26.65% of CEMEX Latam’s outstanding common shares. CEMEX Latam is the main holding company for CEMEX’s operations in Brazil, Colombia, Costa Rica, Guatemala, Nicaragua, Panama and El Salvador. See “Item 5—Operating and Financial Review and Prospects—Investments, Acquisitions and Divestitures” for additional information regarding the CEMEX Latam Offering.
- On October 12, 2012, CEMEX made the final payment in connection with the acquisition of the 49% non-controlling interest in an indirect holding company of CEMEX Guatemala, CEMEX’s main operating subsidiary in Guatemala, for a total amount including the final payment of approximately U.S.\$54 (Ps694 million).
- On May 17, 2012, Readymix Investments, an indirect subsidiary of CEMEX España, acquired all the shares of Readymix, CEMEX’s main operating subsidiary in the Republic of Ireland. The acquisition price for the 38.8% non-controlling interest in Readymix was approximately €11 million (U.S.\$15 million or Ps187 million). During 2014, we sold substantially all the operating assets of Readymix, CEMEX’s main operating subsidiary in the Republic of Ireland, and an indirect subsidiary of CEMEX España, for €19 million (U.S.\$23 million or Ps339 million), recognizing a loss on sale of approximately €14 million (U.S.\$17 million or Ps250 million).
- On August 27, 2010, we completed the sale of seven aggregate quarries, three resale aggregate distribution centers and one concrete block manufacturing facility in Kentucky to Bluegrass Materials Company, LLC for U.S.\$88 million in proceeds.

In connection with our ongoing efforts to strengthen our capital structure and regain financial flexibility, we currently expect to divest assets for an aggregate amount that may range between approximately U.S.\$1,000 million and up to approximately U.S.\$1,500 million by mid to late 2016, which assets may include a minority position in one of our operations.

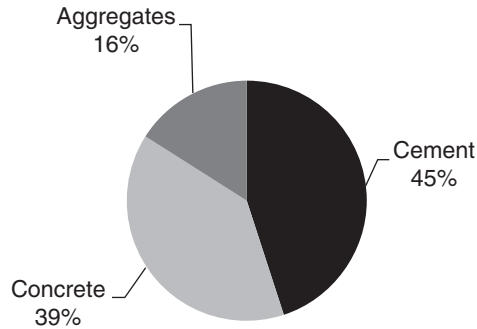
**Geographic Breakdown of Net Sales for the Year Ended December 31, 2014**

The following chart indicates the geographic breakdown of our net sales, before eliminations resulting from consolidation, for the year ended December 31, 2014:



### Breakdown of Net Sales by Product for the Year Ended December 31, 2014

The following chart indicates the breakdown of our net sales by product, after eliminations resulting from consolidation, for the year ended December 31, 2014:



### Our Vision

CEMEX has a general vision comprised of five elements, a purpose, a mission, a strategy, an operating model, and values.

**Purpose.** We expect to make the future better for our people, our customers, our shareholders, and the communities we interact with. We address society’s growing needs by offering high-quality products and innovative solutions. We expect to drive sustainable development and improve the lives of people and communities around us by developing and delivering what we deem to be the best solutions in cement, ready-mix concrete, and aggregates.

**Mission.** To create sustainable value by providing industry-leading products and solutions to satisfy the construction needs of our customers around the world.

**Strategy.** To create value by building and managing a global portfolio of integrated cement, ready-mix concrete, aggregates and related businesses. We seek to continue to improve our overall business by growing profitably through our integrated positions along the cement value chain and maximizing our overall performance.

We plan to continue focusing on our core businesses, the production and sale of cement, ready-mix concrete and aggregates, and the vertical integration of these businesses, leveraging our global presence and extensive operations worldwide. We believe that managing our cement, ready-mix concrete and aggregates operations as an integrated business allows us to capture a greater portion of the cement value chain, as our established presence in ready-mix concrete secures a distribution channel for our cement products. Moreover, we believe that, in most cases, vertical integration brings us closer to the end consumer by allowing us to offer comprehensive building solutions. We believe that this strategic focus enables us to grow our existing businesses, particularly in high-growth markets and higher-margin products. In approximately 25 years, we evolved from primarily a Mexican cement producer to a global building materials company with a diversified product portfolio across a balanced mix of developed and emerging economies that provides comprehensive building solutions.

We are focused on managing costs and maintaining profitability in the current economic environment, and we believe that we are well-positioned to benefit when the construction cycle recovers in the main countries in which we operate. A combination of continued government stimulus spending and renewed focus on infrastructure investment in many of our markets, along with some recovery for housing and for non-residential construction sectors, could translate into substantial growth in demand for our products.

We will continue to analyze our current portfolio and monitor opportunities for asset divestitures, as evidenced by the disposals we have made since 2009 in Central and South America, the United States, Spain, Italy, Australia and elsewhere, asset swaps, or mergers.



Our strategy is planned to be implemented by valuing our employees as our main competitive advantage; by helping our customers succeed; by pursuing markets that offer long-term profitability; and by ensuring sustainability is fully embedded in our business.

***Recruit, retain and cultivate world-class managers***

Our senior management team has a strong track record operating diverse businesses throughout the cement value chain in emerging and developed economies globally.

We will continue to focus on recruiting and retaining motivated and knowledgeable professional managers. We encourage managers to regularly review our processes and practices, and to identify innovative management and business approaches to improve our operations. By rotating our managers from one country to another and from one area of our operations to another, we can increase their diversity of experience and knowledge of our business.

***Provide our customers with the best value proposition***

We aspire to be the supplier of choice for our customers, whether governmental entities, construction firms that operate in the countries in which we operate or individuals building or expanding their family's first home. We seek a clear understanding of what our customers require to meet their needs and provide them with the most efficient and effective building solutions for their construction project, large or small. We are committed to suiting our customers' needs by providing them with not only high quality and tailor-made products, but also with reliable and cost-efficient building solutions.

We believe that by pursuing our objective of integrating our business along the cement value chain, we can improve and broaden the value proposition that we provide to our customers. We believe that by offering integrated solutions, we can provide our customers more reliable sourcing as well as higher quality services and products.

We continue to focus on developing new competitive advantages that will differentiate us from our competitors. We are evolving from a traditional supplier of building materials into a fully integrated building solutions provider in many of the countries in which we operate, mostly in infrastructure projects which make extensive use of our cement and ready-mix concrete products. For example, in Mexico, we have paved more than 10,000 kilometers of concrete highways and roads. We have also provided tailor-made solutions for important infrastructure projects in Mexico and abroad, including the Baluarte Bicentennial Bridge and La Yesca Dam in Jalisco and Nayarit, respectively; and the BRASKEM IDESA-Etileno XXI Plant in Veracruz, Mexico; the Clamecy-Oisy wind farm in Nièvre, France; and the fourth bore of the Caldecott tunnel, which connects Oakland to Orinda, California, United States. We also continue innovating with new products, and launched new global ready-mix brands designed using proprietary admixtures developed by our researchers, such as the ready-mix concrete we developed with next-generation admixture that met the requirements of the construction of a floating concrete chamber in the *Grand Port Maritime de Marseille* in France.

We strive to provide superior building solutions in the markets we serve. To this end, we tailor our products and services to suit customers' specific needs, from home construction, improvement and renovation to industrial and marine/hydraulic applications. Our porous paving concrete, for example, is best suited for sidewalks and roadways because it allows rainwater to filter into the ground, reducing flooding and helping to maintain groundwater levels. In contrast, our significantly less permeable and highly resistant concrete products are well-suited for applications in coastal, marine and other harsh environments.

Our global building materials trading network, which is one of the largest in the world, plays a fundamental and evolving role in fulfilling our objectives. Our network of strategically located terminals allows us to build strong relationships with reliable suppliers and shippers around the world, which we believe translates into a superior value proposition for our customers. We can direct building materials (primarily cement, clinker and slag) from markets with excess capacity to markets where they are needed most and, in the process, optimize the allocation of our worldwide production capacity.

### ***Pursue markets that offer long-term profitability***

We intend to continue to focus on our most promising, structurally attractive markets with considerable infrastructure needs and housing requirements, where we have substantial market share and benefit from competitive advantages. Despite the current economic and political turmoil, we believe that some of the countries in which we operate (particularly the United States, Poland, the U.K., Germany and Colombia) are poised for economic growth, as significant investments are made in infrastructure, notably by the economic stimulus programs that have been announced by governments in some of these markets.

### ***Foster our sustainable development***

Our priorities include sustainable construction, affordable housing and infrastructure, enhancing our carbon strategy, environmental and biodiversity management, strengthening communities, partnering with key stakeholders and health and safety.

*Lead in Sustainable Construction.* We are focused on delivering solutions to the different infrastructure demands of society in a manner designed to improve the future of cities and the environment. We recognize that creating sustainable infrastructure goes beyond building materials; it requires broad collaboration that encompasses all involved parties in the planning, financing, construction, ownership and maintenance of the projects. Moreover, we seek to continually expand the range of applications and sustainability benefits that our products support. For example, during 2014 we continued to expand our already extensive portfolio of sustainable technology offers, developing products that aid in clinker factor and waste reduction by improving the recyclability of our products. Our complete portfolio includes products that address solutions to land use, water management, energy and emissions among others. For example, in the United Kingdom, we participated in the construction of Heathrow International Airport's Terminal 2—the Queen's Terminal, one of the most sustainable airport terminals in the world, by providing specialty ready-mix concrete which has the advantage of reducing the overall carbon footprint of the building and the risk of early age thermal cracking, increasing its overall lifespan.

Also, in Mexico, we have created and launched the Sustainable Cities Initiative, which, in collaboration with third parties has resulted in a local model to help unlock opportunities for urban authorities to create more sustainable, livable cities. In 2013, the first study was carried out in Merida, Yucatán. We expect that further studies will take place in the near future in other cities in Mexico as well as other countries where we believe we can contribute the most.

*Housing and Infrastructure.* We are a leading provider of housing and high-scale infrastructure, as well as a significant contributor to the socioeconomic development of emerging markets throughout the world. During 2014, we completed almost 600 infrastructure projects, representing more than 8.1 million square meters of pavement for highways, mass transit projects, airport runways and city streets. We have also made significant progress in meeting the needs for housing in our markets. In 2014 alone, we contributed to the construction of 3,150 affordable and resource efficient buildings in 12 countries represent almost 183,000 square meters of construction

CEMEX has also partnered with Habitat for Humanity to carry out microfinance pilots in Mexico, Nicaragua, Colombia and the Philippines, and to try and increase the building of affordable and disaster relief housing in the majority of the countries in which both Habitat for Humanity is present and in which we operate. During 2013, in collaboration with the government of Colombia and with the objective of providing affordable housing to low-income people, we started to serve as a general contractor in the *Vivienda* project, a project which involves the construction of approximately 5,745 homes in six different provinces consisting of houses and apartment buildings as well as public services such as water, sewage and electricity.

*Enhance our Carbon Strategy.* Climate change poses significant challenges to our society, and we are committed to applying our skills and, technologies to contribute to the development of a low-carbon economy. We have been successful in increasing alternative fuel substitution rates to 27.7% in 2014, well on track to meet our ambitious target of 35% substitution rate by 2020. CEMEX has been working for more than a decade in the identification, documentation and registry of different projects that mitigate carbon emissions beyond the business-as-usual scenario.

During 2014, CEMEX obtained the registry for two additional projects under the Verified Carbon Standard program (“VCS”). These are alternative fuels initiatives for our Brooksville South and Demopolis cement plants in the United States. The proposed activities are expected to reduce emissions of anthropogenic CO<sub>2</sub> from the combustion emissions from fossil fuels displaced in the cement plants. These projects are also expected to prevent methane emissions from the disposal or uncontrolled burning of materials such as wood, refuse-derived fuel (RDF), agricultural residues and others. As of March 31, 2015, CEMEX has achieved the approval for 23 CO<sub>2</sub> offset projects registered either under the Clean Development Mechanism (“CDM”) or the VCS representing a total reduction potential of almost 3 million tons of CO<sub>2</sub> per year.

For the third consecutive year, we have been recognized by the Carbon Disclosure Project as one of the leading companies in Latin America for climate change data disclosure. CEMEX continues to strive its efforts on expanding its renewable energy sources and in 2014, added two wind projects at its Victorville cement plant in California with a total capacity of 6.2 megawatts of energy. The turbines will produce energy equivalent to powering approximately 550 American homes annually and prevent 4,300 tons of CO<sub>2</sub> emissions each year.

*Environmental and Biodiversity Management.* We have a set of global initiatives that include: monitoring and controlling air emissions from our facilities; managing land and conserving biodiversity within and around our sites; minimizing disturbances, such as noise, vibration and traffic from the locations in which we operate; optimizing water use; and reducing and recycling waste. In 2014, our overall clinker factor (the ratio of clinker content to total cement production) was reduced by approximately 8 ppt when compared to our baseline year of 1990.

In 2014, we continued our work to develop quarry rehabilitation plans for our active cement and aggregates quarries. We also continued taking action to enhance the biodiversity of our quarries in areas with significant natural value, and started new BAP projects in key quarries located in areas of high biodiversity value. Also during 2014, we continued working with the International Union for Conservation of Nature and implemented the methodology that we jointly developed last year, in order to improve our water management and to better address the water risks facing our business. The methodology was rolled out to all businesses and countries in which we operate. We also launched our corporate water policy, which defines our global strategy for responsible water management and acts as a framework for the development of local water conservation and efficiency strategies across our operations worldwide.

*Strengthen Communities.* Bringing together economic, educational and human resources, we are creating innovative solutions to social challenges and more sustainable communities. We strive to identify the needs and concerns of the communities where we operate and collaborate with such communities to address them. By leveraging our strengths and experience, we work with communities to jointly develop project proposals that are relevant to each community. *Patrimonio Hoy* is our flagship community initiative that helps low-income families realize their dream of home ownership. Combining the global presence of CEMEX distribution with the power of microcredit, the program offers families financial and technical assistance in the construction of their homes. With more than 100 offices in Latin America, during 2014 we reached more than 44,180 families, bringing the accumulated total to approximately 470,749 since 1998. In 2014, we built approximately 377,211 square meters of living space, resulting in a total of approximately 3.69 million square meters since 1998.

In 2014, we added 12 new Productive Centers for Self-Employment in Mexico, 5 in Colombia, 3 in Costa Rica and 1 in Nicaragua. In total we have reached 105 of such centers by the end of 2014. In 2012, CEMEX also became a founding partner of New Employment Opportunities, an initiative to prepare young people, particularly disadvantaged ones, for entry level jobs in Latin America and the Caribbean. Other founding partners include the Multilateral Investment Fund, the Inter-American Development Bank, the International Youth Foundation, Caterpillar and Microsoft, among others. In 2013, a strategic implementation plan was developed, and in December 2013, the MIF Donors Committee authorized the corresponding funding to begin its implementation during 2014. As a result of its Inclusive Businesses Assisted Self Construction Program (*Programa Integral de*

*Autoconstrucción Asistida*) and Patrimonio Hoy, CEMEX is part of the United Nations Business Call to Action initiative which aims to accelerate meeting the Millennium Development Goals set by the UN, such as eradicating extreme poverty and hunger, promoting gender equality and empowerment of women and reducing mortality among children, among others.

*Partnership with Key Stakeholders.* We continuously interact with a wide variety of stakeholders to discuss and address society’s pressing needs. Within our sustainability model, we have defined four core stakeholder groups: our people, our neighbors, our business partners and our world. Beyond this, we actively engage with our sustainability reporting advisory panel. As of December 31, 2014, 98% of our operations had community engagement plans and around 67% of our operations had employee volunteering programs. CEMEX is part of the Sustainability Index of the Mexican Stock Exchange and we have been included in the United Nations Global Compact “Global Compact 100” Index. We are the only Mexican-based company in such index and the only amongst our top competitors.

We have also continued to leverage our knowledge and resources and promote our sustainability priorities and vision through strategic global partnerships and memberships with recognized global and local organizations, such as the Clinton Initiative, National Geographic, MIT Concrete Sustainability Hub, The Cement Sustainability Initiative from the World Business Council for Sustainable Development, among others.

*Health and Safety.* In 2012, CEMEX began implementing a new Global Health and Safety Management System to bring alignment and structure to health and safety activities while empowering certain leading management within CEMEX to choose solutions that work best locally. We find that leadership driven initiatives are having a positive impact on our health and safety performance with most countries seeing significant improvement in most of their key performance indicators. LEGACY, our health and safety leadership training course is provided on a regular basis for managers at all levels. In 2014, our employee Lost-Time Injury rate (per million hours worked) decreased to 1.2 in 2014, a 33% reduction compared to 2013; and the CEMEX Total Recordable Injury Frequency Rate decreased by 5.6% when compared to 2013. In 2014, however, the Sickness Absence Rate for CEMEX remained the same at 2.2 and, while no levels of fatalities are acceptable, the combined number of employee, contractor and third-party fatalities in connection with CEMEX activities increased by 29% compared to 2013.

All of our operations have implemented a Health and Safety Management System. To complement these systems, we continue to promote the CEMEX Health Essentials, which provides managers in all business units with practical and easy-to-use materials on 12 key topics including heart and back health, stress management and nutrition.

The following table sets forth our performance indicators with respect to safety by geographic location for the year ended December 31, 2014:

	<u>Mexico</u>	<u>United States</u>	<u>Northern Europe</u>	<u>The Mediterranean</u>	<u>SAC</u>	<u>Asia</u>	<u>Total CEMEX</u>
Total fatalities, employees, contractors and other third parties (#) . . . . .	15	2	1	2	5	2	27
Fatalities employees (#) . . . . .	1	0	0	0	3	0	4
Fatality rate employees(1) . . . . .	0.4	0	0	0	4.4	0	0.7
Lost-Time injuries (LTI), employees (#) . . . . .	37	47	11	11	19	0	124
Lost-Time injuries (LTI), contractors (#) . . . . .	29	3	11	8	16	1	69
Lost-Time injury (LTI) frequency rate, employees per million hours worked . . . . .	1.6	2.2	0.5	1.4	1.2	0.0	1.2

(1) Incidents per 10,000 people in a year.

In addition, at a meeting of CEMEX, S.A.B. de C.V.’s Board of Directors held on September 25, 2014, CEMEX, S.A.B. de C.V.’s directors approved the creation of a sustainability committee. CEMEX, S.A.B. de C.V.’s

sustainability committee is responsible for: (i) ensuring sustainable development in CEMEX's strategy; (ii) supporting CEMEX, S.A.B. de C.V.'s Board of Directors in fulfilling its responsibility to shareholders regarding sustainable growth; (iii) evaluating the effectiveness of sustainability programs and initiatives; (iv) providing assistance to CEMEX's Chief Executive Officer and senior management team regarding the strategic direction on sustainability; and (v) endorse a model of sustainability, priorities and key indicators. The current members of CEMEX, S.A.B. de C.V.'s sustainability committee are: Armando J. García Segovia, who acts as its president, Ian Christian Armstrong Zambrano; and Roberto Luis Zambrano Villarreal.

**Operating Model.** As a global company, we recognize the value of developing common practices to improve the way we operate around the world. We replicate best practices from across CEMEX, apply them, and leverage our internal knowledge. We have created internal networks that operate globally which define specific policies and goals that directly impact our results. In general, we leverage our knowledge and scale to establish best practices and common processes worldwide which we expect will allow us to operate our business more effectively and obtain the best use of our assets.

**Values.** As part of our overall values, we intend to (i) ensure safety by making health and safety one of our top priorities; (ii) focus on our customers by providing them with valuable business solutions that meet their needs; (iii) pursue excellence by expecting to achieve high industry standards in our overall performance; (iv) act as one CEMEX by leveraging our global knowledge to our local markets; and (v) act with integrity by complying with our Code of Ethics.

## **Our Priorities**

Among our current top priorities is the health and safety of our employees, contractors, suppliers and the public; our return to being investment grade; customer centricity; and becoming a global CEMEX.

*Health and Safety.* All of our operations have a Health and Safety Management System implemented. To complement these systems, we continue to promote the CEMEX Health Essentials, which provides managers in all business units with practical and easy-to-use materials on 12 key topics including heart and back health, stress management and nutrition.

*Regain our Investment Grade.* In light of the global economic environment and our substantial amount of indebtedness, we have been focusing, and expect to continue to focus, on optimizing our operations by growing our market positions and our core business and implementing our pricing policies, on strengthening our capital structure and regaining financial flexibility through reducing our debt and cost of debt, improving cash flow generation and extending maturities.

We plan to maintain and grow our market positions in cement, ready-mix concrete, and aggregates by being one of the most customer-centric companies in the industry. We also expect to implement pricing initiatives for our products and receive compensation through fees for the services we provide that should allow us to improve our overall profits. We anticipate advocating and promoting the increased usage of cementitious based products, to grow our aggregate footprint and replace our aggregate reserves in a manner, which ensures the sustainability of our business, and to operate in the most capital and cost-efficient manner possible.

We have a long history of successfully operating world-class cement production facilities in developed and emerging markets and have demonstrated our ability to produce cement at a lower cost compared to industry standards in most of these markets. We continue to strive to reduce our overall production related costs for all of our products and corporate overhead through disciplined cost management policies and through improving efficiencies by removing redundancies. We have implemented several worldwide standard platforms as part of this process and have also started different initiatives, such as a system designed to improve our operating processes worldwide. In addition, we implemented centralized management information systems throughout our operations, including administrative, accounting, purchasing, customer management, budget preparation and control systems, which have helped us to achieve cost efficiencies, and have also reached a strategic agreement

with International Business Machines Corporation (“IBM”) expected to improve some of our business processes. We have also transferred key processes, such as procurement and trading, from a centralized model to a regional model and are simplifying and delayering our business to accelerate decision-making and maximize efficiency. In a number of our core markets, such as Mexico, we launched aggressive initiatives aimed at reducing the use of fossil fuels, consequently reducing our overall energy costs.

Furthermore, significant economies of scale in key markets often allow us to obtain competitive freight contracts for key components of our cost structure, such as fuel and coal, among others.

Through a worldwide import and export strategy, we will continue to seek to optimize capacity utilization and maximize profitability by redirecting our products from countries experiencing economic downturns to target export markets where demand may be greater. Our global trading system enables us to coordinate our export activities globally and take advantage of demand opportunities and price movements worldwide allowing our regions to have access to information required to execute our trading activities. Should demand for our products in the United States improve, we believe we are well-positioned to service this market through our established presence in the southern and southwestern regions of the country and our ability to import to the United States.

Our industry relies heavily on natural resources and energy, and we use cutting-edge technology to increase energy efficiency, reduce carbon dioxide emissions and optimize our use of raw materials and water. We are committed to measuring, monitoring and improving our environmental performance. In the last few years, we have implemented various procedures to improve the environmental impact of our activities as well as our overall product quality, such as a reduction of carbon dioxide emissions, an increased use of alternative fuels to reduce our reliance on primary fuels, an increased number of sites with local environmental impact plans in place and the use of alternative raw materials in our cement.

This ongoing effort to regain our investment grade credit ratings has included the following key strategic initiatives:

**Global Refinancing.** On August 14, 2009, we entered into the 2009 Financing Agreement, which extended the maturities of approximately U.S.\$15 billion in syndicated and bilateral bank facilities and private placement obligations and had a final principal payment date of February 14, 2014. On September 17, 2012, we successfully completed the Refinancing Transaction, whereby we refinanced a substantial portion of the remaining outstanding amounts under the 2009 Financing Agreement by entering into (a) the Amendment and Restatement Agreement and (b) the Facilities Agreement. Upon consummation of the Refinancing Transaction, creditors under the Facilities Agreement received (i) approximately U.S.\$6.155 billion in aggregate principal amount of new loans and new private placement notes and (ii) U.S.\$500 million aggregate principal amount of the June 2018 U.S. Dollar Notes, leaving approximately U.S.\$525 million aggregate principal amount of loans and private placement notes outstanding under the 2009 Financing Agreement. Subsequently, we applied the proceeds of the October 2022 U.S. Dollar Notes to make a prepayment on the Facilities Agreement, and we applied the proceeds of the CEMEX Latam Offering to make a prepayment on the 2009 Financing Agreement and the Facilities Agreement. On March 25, 2013, we used approximately U.S.\$55 million of the net proceeds from the offering of the March 2019 U.S. Dollar Notes to repay in full the remaining indebtedness under the 2009 Financing Agreement. On September 29, 2014, we entered into the Credit Agreement, and used the net proceeds therefrom to partially prepay the Facilities Agreement and other debt. As of December 31, 2014, we had repaid the 2009 Financing Agreement in full and had reduced the aggregate principal amount of loans and private placement notes outstanding under the Facilities Agreement to U.S.\$1.98 billion, all of which matures on February 14, 2017. Maintaining market terms and achieving an appropriate size, tenor and pricing for our overall corporate financing facilities is an ongoing objective of ours. Consistent with this objective, we maintain an ongoing dialogue with our creditors regarding refinancing alternatives for our upcoming maturities.

From June 2009 through December 31, 2014, we reduced total debt plus Perpetual Debentures by approximately U.S.\$5.8 billion.

**Asset Divestitures, Asset Swaps or Mergers.** We have continued a process to divest assets in order to reduce our debt and streamline operations, taking into account our cash liquidity needs and prevailing economic conditions and their impact on the value of the asset or business unit being divested. For the year ended December 31, 2014, we sold assets for approximately U.S.\$243 million. We still expect to sell assets for an aggregate amount that may range between approximately U.S.\$1,000 million and up to approximately U.S.\$1,500 million by mid to late 2016, swap certain assets to streamline our operations, or enter into mergers, if we deem it necessary.

**Global Cost-Reduction and Pricing Initiatives.** In response to decreased demand in most of our markets as a result of the global economic recession, in 2008 we identified and began implementing global cost-reduction initiatives intended to reduce our annual cost structure to a level consistent with the decline in demand for our products. Such global cost-reduction initiatives encompass different undertakings, including headcount reductions, capacity closures across the cement value chain and a general reduction in global administrative, selling and distribution expenses. During the first half of 2011, CEMEX launched a company-wide program aimed at enhancing competitiveness, providing a more agile and flexible organizational structure and supporting an increased focus on the company's markets and customers. For the year ended December 31, 2014, we reached our target of U.S.\$400 million in annualized cost savings through the implementation of this program, which contemplated an improvement in underperforming operations, a reduction in selling, general and administrative costs and the optimization of the company's organizational structure.

In connection with the implementation of our cost-reduction initiatives, and as part of our ongoing efforts to eliminate redundancies at all levels and streamline corporate structures to increase our efficiency and reduce administrative, selling and distribution expenses, we have reduced our global headcount by approximately 22%, from 56,791 employees as of December 31, 2008 to 44,241 employees as of December 31, 2014. Both figures exclude personnel from our operations in Australia sold in October 2009 and our operations in Venezuela, which were expropriated in 2008, but do not give effect to any other divestitures.

Also as part of these initiatives, since 2009, we have temporarily shut down (some for a period of at least two months) several cement production lines in order to rationalize the use of our assets and reduce the accumulation of our inventories. We have also announced the permanent closure of some of our cement plants, such as our Davenport cement plant located in northern California in 2010. Similar actions were taken in our ready-mix concrete and aggregates businesses. Such rationalizations included, among others, our operations in Mexico, the United States, Spain and the United Kingdom. Furthermore, during 2014, we achieved energy cost-savings by actively managing our energy contracting and sourcing, and by increasing our use of alternative fuels. We believe that these cost-saving measures better position us to quickly adapt to potential increases in demand and thereby benefit from the operating leverage we have built into our cost structure.

We have also introduced a comprehensive pricing strategy for our products that is expected to more fully reflect and capture the high value-creating capability of our products and services. Our strategy focuses on value enhancement, optimizing gains in customer relationships and in generating sufficient returns that would allow us to reinvest in our business. Under this strategy we are establishing internal procedures and guidelines that are expected to support our approach to pricing our different products and services.

**Optimizing Capital Expenditures.** In light of weak demand for our products throughout a considerable part of our markets, we reduced capital expenditures related to maintenance and expansion of our operations to approximately U.S.\$468 million during 2011, from approximately U.S.\$555 million during 2010 and approximately U.S.\$636 million during 2009 (in each case excluding acquisitions and capital leases). These reductions in capital expenditures were in response to weak demand for our products has were implemented to maximize our free cash flow generation available for debt service and debt reduction, consistent with our ongoing efforts to strengthen our capital structure, improve our conversion of operating EBITDA to free cash flow and regain our financial flexibility. During 2014 and 2013, while still optimizing our maintenance and expansion capital expenditures and as a result of a higher demand for our products in certain markets in which we operate, we increased capital expenditures related to maintenance and expansion of our operations to approximately U.S.\$689 million and U.S.\$606 million, respectively, from approximately U.S.\$609 million in

2012. Pursuant to the Facilities Agreement and the Credit Agreement, we are prohibited from making aggregate annual capital expenditures in excess of U.S.\$1 billion (excluding certain capital expenditures, and joint venture investments and acquisitions by CEMEX Latam and its subsidiaries, which capital expenditures, joint venture investments and acquisitions at any time then incurred are subject to a separate aggregate limit of U.S.\$500 million (or its equivalent)) until the debt under the Facilities Agreement and the Credit Agreement has been repaid in full. We believe that these restrictions on capital expenditures do not diminish our world-class operating and quality standards and we may opportunistically increase capital expenditures in some of the markets in which we operate, if necessary, to take advantage of improved market conditions.

*Customer Centricity.* We expect to maintain and grow our market positions in cement, ready-mix concrete and aggregates as well as vertical integration of these businesses, by being one of the most customer-centric competitors in the construction materials industry.

*Global CEMEX.* We plan to promote globally in our operations what we do well in our local operations by replicating locally best practices from our other global operations.

## **Our Products**

We always strive to provide superior building solutions in the markets we serve. To this end, we tailor our products and services to suit customers' specific needs, from home construction, improvement and renovation to agricultural, industrial and marine/hydraulic applications.

### ***Cement***

Cement is a binding agent, which, when mixed with sand, stone or other aggregates and water, produces either ready-mix concrete or mortar. Whether in bags or in bulk, we provide our customers with high-quality branded cement products and services. We tap our professional knowledge and experience to develop customized products that fulfill our clients' specific requirements and foster sustainable construction. In many of the countries where we have cement operations, a large proportion of cement sold is a bagged, branded product. We often deliver the product to a large number of distribution outlets such that our bagged, branded cement is available to the end users in a point of sale in close proximity to where the product will be used. We strive to develop brand identity and recognition in our bagged product.

We manufacture cement through a closely controlled chemical process, which begins with the mining and crushing of limestone and clay, and, in some instances, other raw materials. The clay and limestone are then pre-homogenized, a process which consists of combining different types of clay and limestone. The mix is typically dried, then fed into a grinder which grinds the various materials in preparation for the kiln. The raw materials are calcined, or processed, at a very high temperature in a kiln, to produce clinker. Clinker is the intermediate product used in the manufacture of cement. For limestone, clay and gypsum, requirements are based on chemical composition that, depending on the other materials available, matches with the quality demanded by the production process. For cement limestone, clay and gypsum, we run chemical tests to prepare the mining plan of the quarry, to confirm material quality and reduce variations in the mineral content. We consider that limestone and clay quality of our cement raw material quarries are adequate for the cement production process.

There are two primary processes used to manufacture cement: the dry process and the wet process. The dry process is more fuel efficient. As of December 31, 2014, 53 of our 55 operative production plants used the dry process and two used the wet process. Our operative production plants that use the wet process are located in Nicaragua and the United Kingdom. In the wet process, the raw materials are mixed with water to form slurry, which is fed into a kiln. Fuel costs are greater in the wet process than in the dry process because the water that is added to the raw materials to form slurry must be evaporated during the clinker manufacturing process. In the dry process, the addition of water and the formation of slurry are eliminated, and clinker is formed by calcining the dry raw materials. In the most modern application of this dry process technology, the raw materials are first blended in a homogenizing silo and processed through a pre-heater tower that utilizes exhaust heat generated by the kiln to pre-calcine the raw materials before they are calcined to produce clinker.



Clinker and gypsum are fed in pre-established proportions into a cement grinding mill where they are ground into an extremely fine powder to produce finished cement. We primarily cover our gypsum needs from third parties; however, we also operate gypsum quarries in the United States, Spain, Dominican Republic and Egypt. Our main types of cement include the following:

*Gray Ordinary Portland Cement:* Our Gray Ordinary Portland Cement is a high-quality, cost-effective building material, mainly composed of clinker, that meets applicable chemical and physical requirements and is widely used in all construction segments: residential, commercial, industrial, and public infrastructure.

*White Portland Cement:* CEMEX is one of the world's largest producers of White Portland Cement. We manufacture this type of cement with limestone, low iron content kaolin clay, and gypsum. Customers use our White Portland Cement in architectural works requiring great brightness and artistic finishes, to create mosaics and artificial granite, and for sculptural casts and other applications where white prevails.

*Masonry or Mortar:* Masonry or mortar is a Portland cement that we mix with finely ground inert matter (limestone). Our customers use this type of cement for multiple purposes, including concrete blocks, templates, road surfaces, finishes, and brick work.

*Oil-well Cement:* Our oil-well cement is a specially designed variety of hydraulic cement produced with gray portland clinker. It usually cures slowly and is manageable at high temperatures and pressures. Produced in classes from A to H and J, our oil-well cement is applicable for different depth, chemical aggression, or pressure levels.

*Blended Cement:* Blended hydraulic cements are produced by inter-grinding or blending Portland cement and supplementary cementitious materials or SCM such as ground granulated blast furnace slag, fly ash, silica fume, calcined clay, hydrated lime, and other pozzolans. The use of blended cements in ready-mix concrete reduces mixing water and bleeding, improves workability and finishing, inhibits sulfate attack and the alkali-aggregate reaction, and reduces the heat of hydration. CEMEX offers an array of blended cements which have a lower CO<sub>2</sub> footprint resulting from their lower clinker content due to the addition of supplementary cementitious materials. The use of blended cements reinforces our strong dedication to sustainable practices and furthers our objective of offering an increasing range of more sustainable products.

### ***Ready-Mix Concrete***

Ready-mix concrete is a combination of cement, fine and coarse aggregates, admixtures (which control properties of the concrete including plasticity, pumpability, freeze-thaw resistance, strength and setting time), and water. We tailor our ready-mix concrete to fit our clients' specific needs. By changing the proportion of water, aggregates, and cement in the mix, we modify our concrete's resistance, manageability, and finish. We also use additives to customize our concrete consistent with the transportation time from our plant to the project, weather conditions at the construction site, and the project's specifications. From our water-resistant to our self-compacting concrete, we produce a great variety of specially designed concrete to meet the many challenges of modern construction.

We develop solutions based on the thorough knowledge and application of ready-mix concrete technology. Leveraging years of experience, a global pool of knowledge, and state-of-the-art expertise about the different ready-mix concrete constituents and their interaction, we offer our customers tailor-designed concrete. CEMEX ready-mix concrete technologists are able to modify the properties of concrete through the use of innovative chemical admixtures, combined with the proper proportions of the various concrete constituents. For example, depending on the type of application and jobsite requirements, we can design ready-mix concrete that is more fluid, stronger, develops strength faster, and also retains workability longer. Through the development of chemical admixtures solutions, our researchers design special concretes that fulfill the construction industry's increasingly demanding performance requirements. For example, in the United States, we supplied structural concrete on two state-of-the-art transit systems in the Northern California Bay Area. CEMEX offers a special ready-mix concrete portfolio, comprised of such products as ultra-rapid hardening concrete, crack-resistant/low

shrinkage concrete, self-consolidating concrete (SCC), architectural concrete, pervious concrete, and a number of others.

We continuously work to improve the properties of ready-mix concrete that make it a key component of sustainable construction: durability, resistance to aggressive environments, light reflection, and capacity to store energy, among others. We also constantly work to develop innovative solutions that advance the sustainability of structures made with ready-mix concrete. This way, our customers can design sustainable buildings that can take advantage of the benefits of concrete in a wide range of applications. We offer engineered concrete for Harbors and Bridges with a special design of high performance concrete that combines durability and low maintenance with resistance to aggressive environments, and for industrial applications which consists of concrete with high acid resistance which is robust and durable for such uses as cooling towers; we also offer concrete for building and housing used for structures such as self-compacting concrete that improves the strength and durability of building structures, while reducing energy use and noise due to concrete vibration, and envelope concrete such as structural lightweight concrete or insulating concrete forms which offers insulation solutions to improve energy efficiency in buildings, and concrete for building design that takes advantage of concrete's capacity to store energy—its thermal mass—minimizing temperature fluctuations in a building over the course of the day, reducing the need for additional heating and cooling; we also offer ready-mix concrete for water and wastewater management and for roads and pavements.

Among the types of ready-mix concrete we offer our clients we have Standard Ready-Mix Concrete, Architectural and Decorative Concrete, Rapid-setting Concrete, Fiber-reinforced Concrete, Fluid-fill Concrete, Roller-compacted Concrete, Self-consolidating Concrete (SCC), Pervious Concrete and Antibacterial Concrete.

### *Aggregates*

We are one of the world's largest suppliers of aggregates: primarily the crushed stone, sand and gravel, used in virtually all forms of construction. Our customers use our aggregates for a wide array of applications: as a key component in the construction and maintenance of highways, walkways, parking lots, airport runways, and railways; for drainage, water filtration, purification, and erosion control; as fill material; for sand traps on golf courses, beaches, playing field surfaces, horse racing tracks, and related applications; and to build bridges, homes, and schools.

Aggregates are obtained from land-based sources such as sand and gravel pits and rock quarries or by dredging marine deposits.

*Hard Rock Production.* Rock quarries usually operate for at least 30 years and are developed in distinct benches or steps. A controlled explosion is normally used to release the rock from the working face. It is then transported by truck or conveyor to a crusher to go through a series of crushing and screening stages to produce a range of final sizes to suit customers' needs. Dry stone is delivered by road, rail or water from the quarry.

*Sand and Gravel Production.* Sand and gravel quarries are much shallower than rock quarries and are usually worked and restored in progressive phases. Water can either be pumped out of the quarries allowing them to be worked dry or they can be operated as lakes with extraction below water. A conveyor draws the raw material into the processing plant where it is washed to remove unwanted clay and to separate sand. Sand separated during processing is dewatered and stockpiled. Gravel then passes over a series of screens that sieve the material into different sizes. Processing separates the gravel into stockpiles in a range of sizes for delivery.

*Marine Aggregate Production.* A significant proportion of the demand for aggregates is satisfied from rivers, lakes, and seabeds. Marine resources are increasingly important to the sustainable growth of the building materials industry. Marine aggregates also play an important role in replenishing beaches and protecting coastlines from erosion. At sea, satellite navigation is used to position a vessel precisely within its licensed dredging area. Vessels trail a pipe along the seabed and use powerful suction pumps to draw sand and gravel into the cargo hold. Dredged material is discharged at wharves, where it is processed, screened and washed for delivery.

Aggregates are an indispensable ingredient in ready-mix concrete, asphalt, and mortar. Accounting for approximately 60% to 75% of ready-mix concrete's volume, aggregates strongly influence concrete's freshly mixed and hardened properties. Aggregates not only increase concrete's strength, but also can make the mix more compact, enabling applications such as weatherproofing and heat retention. They can further contribute to concrete's aesthetic qualities. For example, sand gives surface treatments their brightness.

Among the types of aggregates we offer our clients we have Crushed Stone and Manufactured Sand, Gravel, Sand and Recycled Concrete.

### ***Related Products***

We rely on our close relationship with our customers to offer them complementary products for their construction needs, which mainly include the following:

#### *Asphalt*

We offer a wide range of cost effective, high performance asphalt products, from our standard hot mix asphalt, which is made by combining crushed stone with liquid asphalt cement, to highly technical products that can be used on major highway systems, driveways, commercial parking lots, or rural country roads. Designed for consistency and reliability, our asphalt products are designed to withstand different weight loads, traffic volumes, and weather conditions.

#### *Concrete block*

Standard concrete block, sometimes referred to as gray block, concrete masonry unit, or cinder block, is one of the most practical and long-lasting materials used in building. Its strength, durability, and versatility, including its energy efficiency, excellent fire and high wind resistance, and noise insulation, make concrete block a compelling alternative to many other building materials.

#### *Roof tiles*

We offer a comprehensive range of concrete roof tiles and fittings, designed to meet the requirements of most roofing applications. Available in a wide selection of sizes, shapes, and colors, our roof tiles serve residential and commercial needs.

#### *Architectural products*

Our high-end architectural concrete products offer a range of styles for different building or landscaping projects. Specialty rock products, as well as architectural block, in an array of colors, sizes, and textures, take our customers' design to a new level. Block paving solutions and decorative paving provide an ideal range of applications for any hard landscaping project.

#### *Pipe*

We design and manufacture standard and special concrete pipe for various applications such as storm and sanitary sewers. Offered in diverse types, sizes, and lengths, our pipe products meet or exceed applicable standards and customer requirements throughout our different operations.

#### *Other precast products*

Among our other precast products, we offer rail products, concrete floors, box culverts, bridges, drainage basins, barriers, and parking curbs.

In selected markets, we further complement our commercial offer with admixtures, gypsum, and cementitious materials such as fly ash and blast furnace slag.

### *Description of our raw materials reserves*

We are a leading global provider of building materials, including cement, ready-mix concrete and aggregates. Our cement production process begins with the mining and crushing of limestone and clay, and, in some instances, other raw materials. We have access to limestone and clay quarries near most of our cement plant sites worldwide since these minerals are the main raw materials in the cement production process.

In addition, we are one of the world's largest suppliers of aggregates, primarily hard rock, sand and gravel, obtained from quarries, to be used in ready-mix concrete and other concrete-based products such as blocks and pipes.

Customers use our aggregates for a wide array of purposes, from a key component in the construction and maintenance of highways, walkways, and railways to an indispensable ingredient in concrete, asphalt and mortar. Aggregates can be used in their natural state or crushed into smaller size pieces.

The types of mine mostly used to extract raw materials for aggregates and cement production, are open pit or open cut, which relate to deposits of economically useful minerals or rocks that are found near the land surface. Open-pit mines that produce raw material for our industry are commonly referred to as quarries. Open-pit mines are typically enlarged until either the mineral resource is exhausted, or an increasing ratio of overburden to exploitable material makes further mining uneconomic. In some cases, we also extract raw materials by dredging underwater deposits.

Aggregates and other raw materials for our own production processes are obtained mainly from our own sources. However, we may cover our aggregates and other raw material needs through the supply from third-parties. For the year ended December 31, 2014, approximately 16% of our total raw material needs were supplied by third-parties.

Reserves are considered as proven when all legal and environmental conditions have been met and permits have been granted. Proven reserves are those for which (i) the quantity is computed from dimensions revealed by drill data, together with other direct and measurable observations such as outcrops, trenches and quarry faces and (ii) the grade and/or quality are computed from the results of detailed sampling; and the sampling and measurement data are spaced so closely and the geologic character is so well defined that size, shape, depth and mineral content of reserves are well-established. Probable reserves are those for which quantity and grade and/or quality are computed from information similar to that used from proven reserves, but the sites for inspection, sampling, and measurement are farther apart or are otherwise less adequately spaced. The degree of assurance, although lower than that for proven reserves, is high enough to assume continuity between points of observation.

Our reserve estimates are prepared by CEMEX's engineers and geologists and are subject to annual review by our corporate staff jointly with the regional technical managers associated to our business units. On specific circumstances we have used the services of third-party geologists and/or engineers to validate our own estimates. Over the three-year period ended December 31, 2014, we have employed third-parties to review (i) our cement raw materials reserves estimates in Mexico, Colombia, Nicaragua, Costa Rica, the United Kingdom, Germany, Latvia and Spain, and (ii) our aggregates reserves estimates in France, Poland, Austria, the Czech Republic, Hungary, the United Kingdom, Germany, Ireland and Mexico.

Reserves determination incorporates only materials meeting specific quality requirements. For aggregates used in ready-mix concrete such requirements are based on hardness, shape and size; for cement raw materials (mainly limestone and clay), such requirements are based on a chemical composition that matches the quality demanded by the production process. In the case of cement raw materials, since chemical composition varies from production sites and even in the same site, we conduct geostatistical chemical tests and determine the best blending proportions to meet production quality criteria and to try to maintain an extraction ratio close to 100% of the reported reserves for such materials.

The main equipment utilized in our production sites is as follows:

- In our cement facilities: drills, crushers, kilns, coolers, mills, packing/loading machines, pay loaders, excavators, off-road trucks and other material handling equipment.
- In our ready-mix concrete facilities: batch plants, silos and mobile equipment and mixer trucks.
- In our aggregates facilities: drills, crushers, screens, belt conveyors, pay loaders, excavators, trucks and other material handling equipment.

We believe that our facilities are in general good condition, adequate for efficient operations.

During 2014, our total quarry material production was approximately 200 million tons, of which approximately 40% was used for own consumption to produce cement, ready-mix concrete, and/or other products which are later sold to the public and the remaining 60% was directly sold to customers.

Our estimates distinguish between owned and leased reserves, the later determined over the term of the lease contract, and include only those permitted reserves which are proven and probable. As of December 31, 2014, the total surface of property in our quarries operations (including cement raw materials quarries and aggregates quarries), was approximately 105,580 hectares, of which approximately 75% was owned by us and approximately 25% was managed through lease contracts.

As of December 31, 2014, we operated 163 cement raw materials quarries across our global operations, serving our facilities dedicated to cement production, which are located at or near the cement plant facilities. We estimate that our proven and probable cement raw material reserves, on a consolidated basis, have an average remaining life of approximately 71 years, assuming 2010-2014 average annual cement production (last five years average production).

The table set forth below presents our total permitted proven and probable cement raw materials reserves by geographic segment and material type extracted or produced in our cement raw materials quarries operations.

Location	Mineral	Number of quarries	Property Surface (hectares)		Reserves (Million tons)		Total	Years to depletion	2014 Annualized Production	5 years Aver. Annualized Production	Own Use
			Owned	Leased	Proven	Probable					
<b>Mexico(1)</b> . . . . .	Limestone	18	8,920	24	1,215	491	1,706	83	20.6	20.6	75%
	Clay	16	8,445	—	136	155	291	79	3.5	3.7	100%
	Others	15	1,729	150	8	23	31	94	0.3	0.3	100%
<b>United States(2)</b> . . . . .	Limestone	13	17,577	—	556	282	838	90	14.1	12.7	0%
	Clay	2	132	7	23	—	23	67	0.4	0.3	0%
	Others	0	—	—	—	—	—	0	0.0	0.0	0%
<b>Northern Europe</b>											
United Kingdom . . . . .	Limestone	3	681	107	133	43	176	40	1.8	2.0	100%
	Clay	2	98	—	15	19	34	60	0.5	0.6	100%
	Others	0	—	—	—	—	—	0	0.0	0.0	0%
Germany . . . . .	Limestone	1	298	—	8	107	115	42	2.8	2.9	87%
	Clay	0	—	—	—	—	—	0	0.0	0.0	0%
	Others	0	—	—	—	—	—	0	0.0	0.0	0%
Rest of Northern Europe . . . . .											
Limestone	3	733	—	89	45	134	29	4.5	4.6	96%	
	Clay	1	70	—	10	2	13	31	0.3	0.4	100%
	Others	0	—	—	—	—	—	0	0.0	0.0	0%
The Mediterranean											
Spain . . . . .	Limestone	11	651	117	267	131	398	58	4.3	6.7	100%
	Clay	6	64	72	14	5	19	35	0.5	0.8	62%
	Others	2	102	9	1	14	15	0	0.0	0.0	0%
Egypt . . . . .	Limestone	2	—	152	301	—	301	50	5.7	5.8	100%
	Clay	4	—	415	80	—	80	73	1.5	1.5	100%
	Others	5	—	23	2	—	2	12	0.1	0.2	100%
Rest of Mediterreanean . . . . .											
Limestone	2	202	—	26	—	26	13	2.2	2.1	100%	
	Clay	0	—	—	—	—	—	0	0.0	0.0	0%
	Others	0	—	—	—	—	—	0	0.0	0.0	0%
<b>SAC</b>											
Colombia . . . . .	Limestone	13	3,026	1,751	98	491	590	145	4.0	4.7	95%
	Clay	2	183	—	2	—	2	13	0.0	0.2	100%
	Others	0	—	—	—	—	—	0	0.0	0.0	0%
Rest of SAC . . . . .	Limestone	19	906	221	293	473	766	165	4.3	4.6	92%
	Clay	8	540	60	56	36	92	134	0.7	0.7	94%
	Others	2	27	1,543	16	50	66	394	0.1	0.2	50%
<b>Asia</b>											
Philippines . . . . .	Limestone	4	135	—	22	82	104	125	5.2	4.6	100%
	Clay	3	37	—	0	3	3	23	0.1	0.1	100%
	Others	5	76	9	5	4	10	12	0.6	0.8	100%
Rest of Asia . . . . .	Limestone	1	—	—	3	5	8	8	0.9	1.0	0%
	Clay	0	—	—	—	—	—	0	0.0	0.0	0%
	Others	0	—	—	—	—	—	0	0.0	0.0	0%
<b>CEMEX</b>											
Consolidated . . . . .	Limestone	90	33,128	2,372	3,011	2,150	5,161	71	70.3	72.33	67%
	Clay	44	9,567	554	336	220	556	67	7.4	8.33	92%
	Others	29	1,934	1,734	33	91	93	62	1.2	1.50	94%
Totals		163	44,629	4,660	3,379	2,462	5,810	71	78.9	82.2	

(1) Our cement raw materials operations in Mexico include 3 limestone quarries that also produce hard rock aggregates.

(2) Our cement raw materials operations in the U.S. include 1 limestone quarry that also produces hard rock aggregates.

As of December 31, 2014, we operated 414 aggregates quarries across our global operations dedicated to serving our ready-mix and aggregates businesses. We estimate that our proven and probable aggregates reserves, on a consolidated basis, have an average remaining life of 45 years, assuming 2010-2014 average production (last five years average aggregates production).

The table set forth below, present our total permitted proven and probable aggregates reserves by geographic segment and material type extracted or produced in our aggregates quarries operations.

Location	Mineral	Number of quarries	Property Surface (hectares)		Reserves (Million tons)		Total	Years to depletion	2014	5 years	Own Use
			Owned	Leased	Proven	Probable			Annualized Production	Aver. Annualized Production	
<b>Mexico(1)</b>	Hardrock	8	661	54	222	168	390	72	5.8	5.4	0%
	Sand & Gravel	1	—	—	0	1	1	5	0.2	0.2	0%
	Others	9	128	239	31	65	95	21	5.1	4.5	0%
<b>United States(2)</b>	Hardrock	22	14,805	3,694	478	244	722	37	21.4	19.8	0%
	Sand & Gravel	81	7,651	9,282	570	93	663	35	18.7	18.9	0%
	Others	5	276	473	13	7	20	54	0.3	0.4	0%
<b>Northern Europe</b>											
United Kingdom	Hardrock	8	330	756	391	—	391	63	6.8	6.2	50%
	Sand & Gravel	65	3,167	1,672	62	151	213	32	6.4	6.6	46%
	Others	14	240	284	107	—	107	27	3.8	4.0	46%
Germany	Hardrock	1	22	11	7	18	25	88	0.3	0.3	0%
	Sand & Gravel	29	1,583	554	57	90	147	18	8.0	8.1	0%
	Others	1	—	228	8	17	24	19	1.3	1.3	0%
France	Hardrock	9	119	338	108	4	111	0	3.6	0.0	0%
	Sand & Gravel	32	1,035	1,274	150	35	185	0	6.6	0.0	0%
	Others	0	—	—	—	—	—	0	0.0	0.0	0%
Rest of Northern Europe	Hardrock	9	5	678	51	20	71	32	2.4	2.2	2%
	Sand & Gravel	32	1,424	893	109	23	132	13	11.7	10.1	23%
	Others	17	168	129	34	83	117	38	2.8	3.1	9%
<b>The Mediterranean</b>											
Spain	Hardrock	20	543	231	257	236	493	295	0.8	1.7	56%
	Sand & Gravel	4	504	162	55	1	55	77	0.2	0.7	49%
	Others	1	—	48	1	2	3	0	—	0.0	0%
Egypt	Hardrock	0	—	—	—	—	—	0	0.0	0.0	0%
	Sand & Gravel	0	—	—	—	—	—	0	0.0	0.0	0%
	Others	2	—	2	0	2	2	6	0.4	0.4	100%
Rest of the Mediterranean	Hardrock	8	322	93	30	119	149	14	11.1	10.6	53%
	Sand & Gravel	1	—	29	2	—	2	6	0.3	0.3	32%
	Others	0	—	—	—	—	—	0	0.0	0.0	0%
<b>SAC</b>											
Colombia	Hardrock	8	661	54	222	168	390	0	0.0	0.0	0%
	Sand & Gravel	6	613	—	22	6	28	17	1.1	1.7	100%
	Others	0	—	113	—	—	—	0	0.0	0.0	0%
Rest of SAC	Hardrock	8	561	54	62	38	100	382	0.2	0.3	0%
	Sand & Gravel	0	—	—	—	—	—	0	0.0	0.0	0%
	Others	11	41	113	28	188	216	117	0.8	1.9	47%
<b>Asia</b>											
Rest of Asia	Hardrock	2	—	69	57	27	83	100	0.9	0.8	11%
	Sand & Gravel	0	—	—	—	—	—	0	0.0	0.0	0%
	Others	0	—	—	—	—	—	0	0.0	0.0	0%
<b>CEMEX Consolidated</b>	Hardrock	103	18,028	6,031	1,884	1,042	2,926	62	53.3	47.3	19%
	Sand & Gravel	251	15,978	13,885	1,027	398	1,425	31	53.2	46.6	13%
	Others	60	854	1,515	222	364	586	38	14.6	15.5	19%
	Totals	414	34,860	21,432	3,133	1,804	4,937	45	121.1	109.3	

## **User Base**

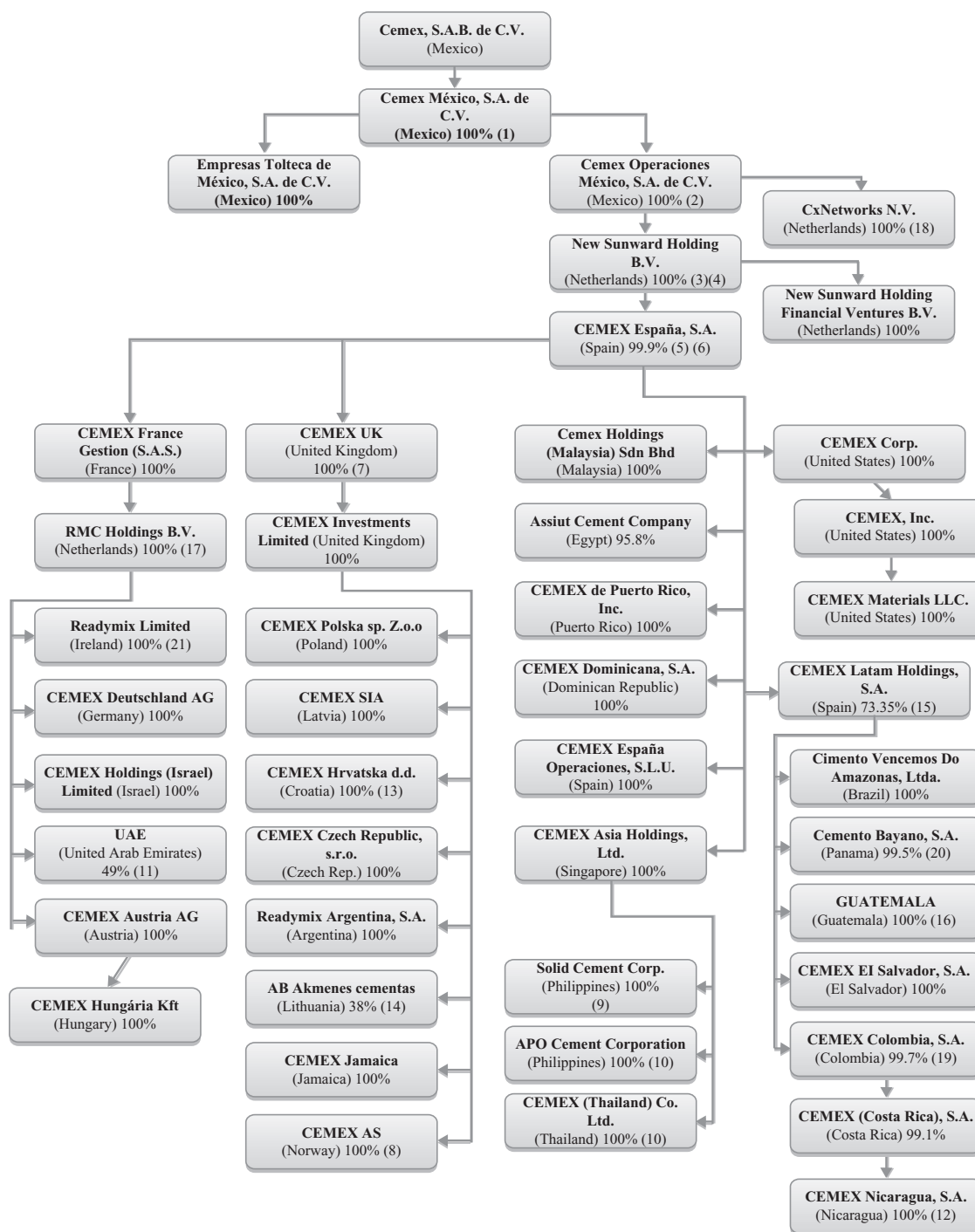
Cement is the primary building material in the industrial and residential construction sectors of most of the markets in which we operate. The lack of available cement substitutes further enhances the marketability of our product. The primary end-users of cement in each region in which we operate vary but usually include, among others, wholesalers, ready-mix concrete producers, industrial customers and contractors in bulk. Additionally, sales of bagged cement to individuals for self-construction and other basic needs are a significant component of the retail sector. The end-users of ready-mix concrete generally include homebuilders, commercial and industrial building contractors and road builders. Major end-users of aggregates include ready-mix concrete producers, mortar producers, general building contractors and those engaged in road building activity, asphalt producers and concrete product producers. In summary, because of their many favorable qualities, builders worldwide use our cement, ready-mix concrete and aggregates for almost every kind of construction project, from hospitals and highways to factories and family homes.

As of December 31, 2014, we did not depend on any of our existing customers to conduct our business and the loss of any of our existing customers individually would not have a material adverse effect on our financial condition or results of operations. For the period ended December 31, 2014, none of our customers represented more than 10% of our consolidated net sales.



## Our Corporate Structure

CEMEX, S.A.B. de C.V. is an operating and also a holding company, and in general CEMEX operates its business through subsidiaries that, in turn, hold interests in CEMEX's cement and ready-mix concrete operating companies, as well as other businesses. The following chart summarizes CEMEX's corporate structure as of December 31, 2014. The chart also shows, for each company, CEMEX's approximate direct or indirect percentage equity ownership or economic interest. The chart has been simplified to show only some of CEMEX's major holding companies and/or operating companies in the main countries in which CEMEX operates and does not include all of CEMEX's intermediary holding companies and all CEMEX's operating subsidiaries.



- (1) Includes an approximately 99.87% interest pledged or transferred to a trustee under a security trust as part of the Collateral under the Credit Agreement, the Facilities Agreement and the Senior Secured Notes.
- (2) Includes an approximately 99.99% interest pledged as part of the Collateral. On December 1, 2013, Mexcement Holdings, S.A. de C.V. and Corporación Gouda, S.A. de C.V. were merged into and absorbed by Centro Distribuidor de Cemento, S.A. de C.V. On December 3, 2013 Centro Distribuidor de Cemento, S.A. de C.V. changed its legal name to CEMEX Operaciones México, S.A. de C.V.
- (3) All the shares of New Sunward are pledged as part of the Collateral.
- (4) CEMEX, S.A.B. de C.V. and CEMEX Operaciones México indirectly hold 100% of New Sunward through other intermediate subsidiaries.
- (5) Includes New Sunward's and CEMEX, S.A.B. de C.V.'s interest, and shares held in CEMEX España's treasury.
- (6) Includes an approximately 99.63% interest pledged as part of the Collateral.
- (7) Includes CEMEX España's 69.39% interest and CEMEX France Gestion (S.A.S.)'s ("CEMEX France") 30.61% interest.
- (8) On March 15, 2011, EMBRA AS changed its legal name to CEMEX AS. CEMEX AS both an operating and the holding company for our operations in Finland, Norway and Sweden.
- (9) Includes CEMEX Asia Holdings Ltd.'s ("Cemex Asia Holdings") 70% indirect economic interest and 30% indirect equity ownership by CEMEX España.
- (10) Represents CEMEX Asia Holdings' indirect economic interest.
- (11) Represents our economic interest in three UAE companies, CEMEX Topmix LLC, CEMEX Supermix LLC and CEMEX Falcon LLC. We own a 49% equity interest in each of these companies, and we have purchased the remaining 51% of the economic benefits through agreements with other shareholders.
- (12) Includes CEMEX (Costa Rica), S.A.'s 98% interest and CEMEX Latam's 2% indirect interest.
- (13) On December 4, 2009, Dalmacijacement d.d. changed its legal name to CEMEX Hrvatska d.d.
- (14) Represents our 37.84% and 11.76% interest in ordinary and preferred shares, respectively.
- (15) Represents outstanding shares of CEMEX Latam's capital stock and excludes treasury stock.
- (16) Represents CEMEX Latam's direct and indirect economic interest in five Guatemalan companies: CEMEX Guatemala, S.A., Global Concrete, S.A., Gestión Integral de Proyectos, S.A., Equipos para uso de Guatemala, S.A., and Cementos de Centroamérica, S.A.
- (17) Includes CEMEX France's 94.75% interest and CEMEX Investments Limited's 5.25% interest.
- (18) CxNetworks N.V. is the holding company of the global business and IT consulting entities.
- (19) Represents our 99.75% and 98.94% interest in ordinary and preferred shares, respectively.
- (20) Represents our 99.483% interest in ordinary shares, and excludes: (i) a 0.515% interest held in Cemento Bayano, S.A.'s treasury, and (ii) a 0.002% interest held by third parties.
- (21) On August 29, 2014, we completed the divestment of substantially all of our operating assets in Ireland.

## Mexico

*Overview.* For the year ended December 31, 2014, our operations in Mexico represented approximately 22% of our net sales in Mexican Peso terms before eliminations resulting from consolidation. As of December 31, 2014, our business in Mexico represented approximately 31% of our total installed cement capacity and approximately 15% of our total assets.

As of December 31, 2014, we owned 100% of the outstanding capital stock of CEMEX México. CEMEX México, a direct subsidiary of CEMEX, S.A.B. de C.V., is currently both a holding company for some of our operating companies in Mexico and an operating company involved in the manufacturing and distribution of cement, aggregates, steel, groundstone and other construction materials and cement by-products in Mexico. CEMEX México, indirectly, is also the holding company for substantially all our international operations. CEMEX México, together with its subsidiaries, accounts for a substantial part of the revenues and operating income of our operations in Mexico.

Our Tepeaca cement plant in Puebla, Mexico currently has a production capacity of approximately 3.2 million tons of cement per year. In December 2014, we announced the restart of the Tepeaca cement plant expansion, consisting in the construction of a new kiln, so that its total production capacity reaches approximately 7.6 million tons of cement per year by 2017. We anticipate spending a total of approximately U.S.\$650 million on the construction of this new kiln, which includes capital expenditures of approximately U.S.\$442 million incurred through the end of 2014. The additional investment will be approximately U.S.\$200 million.

In 2001, we launched the Construrama program, a registered brand name for construction material stores. Through the Construrama program, we offer to an exclusive group of our Mexican distributors the opportunity to sell a variety of products under the Construrama brand name, a concept that includes the standardization of stores, image, marketing, products and services. As of December 31, 2014, approximately 782 independent concessionaries with more than 1,110 stores were integrated into the Construrama program, with nationwide coverage.

*Industry.* The National Institute of Statistics and Geography (*Instituto Nacional de Estadística y Geografía*), or INEGI, indicated that, as of December, 2014, total construction investment in Mexico increased by 0.5% (based on constant prices, non-seasonally adjusted). The positive performance has been attributed mainly to an increase in the Residential segment. Residential sector increased by 3.0%, while non-residential sectors declined by 1.4%. Public construction investment declined by 8.5% while the private segment increased 4.3%.

Cement in Mexico is sold principally through distributors, with the remaining balance sold through ready-mix concrete producers, manufacturers of pre-cast concrete products and construction contractors. Cement sold through distributors is mixed with aggregates and water by the end user at the construction site to form concrete. Ready-mix concrete producers mix the ingredients in plants and deliver it to local construction sites in mixer trucks, which pour the concrete. Unlike more developed economies, where purchases of cement are concentrated in the commercial and industrial sectors, retail sales of cement through distributors in 2014 accounted for approximately 60% of Mexico's demand (bagged presentation). Individuals who purchase bags of cement for self-construction and other basic construction needs are a significant component of the retail sector. We estimate that about 40% (bulk mainly Industrial, Construction and Infrastructure Segments) of total demand in Mexico comes from individuals who address their own construction needs. We believe that this large retail sales base is a factor that significantly contributes to the overall performance of the Mexican cement market.

The retail nature of the Mexican cement market also enables us to foster brand loyalty, which distinguishes us from other worldwide producers selling primarily in bulk. We own the registered trademarks for our brands in Mexico, such as "Tolteca," "Monterrey," "Maya," "Anáhuac," "Campana," "Gallo," "Centenario," "Impercem" and "Tolteca Extra," "Monterrey Extra," "Maya Extra," "Anáhuac Extra," "Campana Extra," "Gallo Extra," and "Centenario Extra." We believe that these brand names are important in Mexico since cement is principally sold in bags to retail customers who may develop brand loyalty based on differences in quality and service. In addition, we own the registered trademark for the "Construrama" brand name for construction material stores.

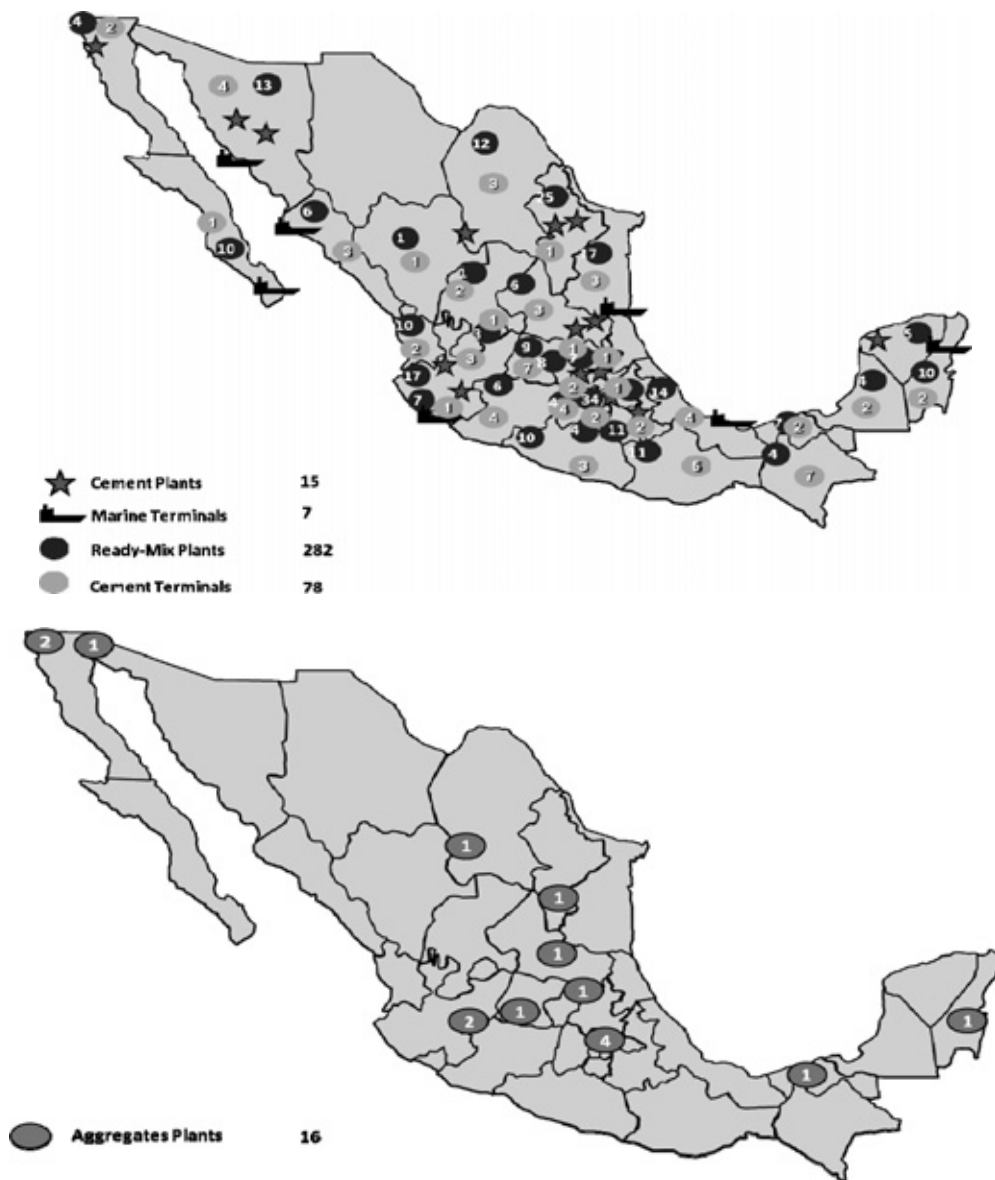
*Competition.* In the early 1970s, the cement industry in Mexico was regionally fragmented. However, for over more than the past 40 years, cement producers in Mexico have increased their production capacity and the Mexican cement industry has consolidated into a national market, thus becoming increasingly competitive. The major cement producers in Mexico are CEMEX; Holcim; Sociedad Cooperativa Cruz Azul, a Mexican operator; Cementos Moctezuma, an associate of Ciments Molins; Grupo Cementos de Chihuahua, S.A.B. de C.V., or Cementos Chihuahua, a Mexican operator, whose holding company is 49% owned by us; and Lafarge Cementos, a subsidiary of Lafarge. During 2013, a new cement producer, Elementia (*Cementos Fortaleza*), entered the market and in 2014 merged with Lafarge within the Mexican market. The major ready-mix concrete producers in Mexico are CEMEX, Holcim Apasco, Sociedad Cooperativa Cruz Azul and Cementos Moctezuma.

Potential entrants into the Mexican cement market face various impediments to entry, including, among other things, the time-consuming and expensive process of establishing a retail distribution network and

developing the brand identification necessary to succeed in the retail market, which represents the bulk of the domestic market; the lack of port infrastructure and the high inland transportation costs resulting from the low value-to-weight ratio of cement; the distance from ports to major consumption centers and the presence of significant natural barriers, such as mountain ranges, which border Mexico's east and west coasts; the strong brand recognition and the wide variety of special products with enhanced properties; the extensive capital expenditure requirements; and the length of time required for construction of new plants, which is approximately two years.

***Our Operating Network in Mexico***

During 2014, we operated 13 out of our total of 15 cement plants (two were temporarily shut down given market conditions) and 85 cement distribution centers (including 7 marine terminals) located throughout Mexico. We operate modern cement plants on the Gulf of Mexico and Pacific coasts, allowing us to take advantage of low transportation costs to export to the United States, the Caribbean, and Central and South America.



### ***Products and Distribution Channels***

*Cement.* Our cement operations represented approximately 53% of net sales for our operations in Mexico before eliminations resulting from consolidation in 2014. Our domestic cement sales volume represented approximately 95% of our total cement sales volume in Mexico for 2014. As a result of the retail nature of the Mexican market, our operations in Mexico are not dependent on a limited number of large customers. The total volume (bagged) in 2014 of the five most important distributors accounted for approximately 11% of our total cement sales by volume in Mexico in 2014 (excluding our in-house channels).

*Ready-Mix Concrete.* Our ready-mix concrete operations represented approximately 24% of net sales for our operations in Mexico before eliminations resulting from consolidation in 2014. Our ready-mix concrete operations in Mexico purchase all their cement requirements from our cement operations in Mexico. Ready-mix concrete is sold through our own internal sales force and facilities network.

*Aggregates.* Our aggregates operations represented approximately 6% of net sales for our operations in Mexico before eliminations resulting from consolidation in 2014.

*Exports.* Our operations in Mexico export a portion of their cement production, mainly in the form of cement and to a lesser extent in the form of clinker. Exports of cement and clinker by our operations in Mexico represented approximately 5% of our total cement sales volume in Mexico for 2014. In 2014, approximately 50% of our cement and clinker exports from Mexico were to the United States, 7% to Central America and the Caribbean and 43% to South America.

The cement and clinker exports by our operations in Mexico to the United States are marketed through subsidiaries of CEMEX Corp., the holding company of CEMEX, Inc. All transactions between CEMEX and the subsidiaries of CEMEX Corp., which act as our U.S. importers, are conducted on an arm's-length basis.

*Production Costs.* Our cement plants in Mexico primarily utilize pet coke and alternative fuels. We have entered into four 20-year contracts with PEMEX pursuant to which PEMEX has agreed to supply us with a total of 1.75 million tons of pet coke per year, including TEG coke consumption, through 2024. Pet coke is petroleum coke, a solid or fixed carbon substance that remains after the distillation of hydrocarbons in petroleum and that may be used as fuel in the production of cement. The PEMEX pet coke contracts have reduced the volatility of our fuel costs. In addition, since 1992, our operations in Mexico have begun to use alternative fuels, to further reduce the consumption of residual fuel oil and natural gas. These alternative fuels represented approximately 16% of the total fuel consumption for our operations in Mexico in 2014.

In 1999, we reached an agreement with TEG for the financing, construction and operation of a 230 megawatt energy plant in Tamuín, San Luis Potosí, Mexico. We entered into this agreement in order to reduce the volatility of our energy costs. The total cost of the project was approximately U.S.\$360 million. The power plant commenced commercial operations in April 2004. In February 2007, the original members of the consortium sold their participations in the project to a subsidiary of The AES Corporation. For additional information, see "Item 5—Operating and Financial Review and Prospects—Summary of Material Contractual Obligations and Commercial Commitments—Commercial Commitments."

In 2006, in order to take advantage of the high wind potential in the "Tehuantepec Isthmus," CEMEX and the Spanish company ACCIONA, formed an alliance to develop a wind farm project for the generation of 250 megawatts in the Mexican state of Oaxaca. CEMEX acted as promoter of the project, which was named EURUS. ACCIONA provided the required financing, constructed the facility and currently operates the wind farm. The installation of 167 wind turbines in the farm was finished on November 15, 2009. For additional information, see "Item 5—Operating and Financial Review and Prospects—Summary of Material Contractual Obligations and Commercial Commitments—Commercial Commitments."

On February 19, 2015, CEMEX announced the creation of CEMEX Energía, an energy division seeking to develop a portfolio of power projects in Mexico.

We have, from time to time, purchased hedges from third parties to reduce the effect of volatility in energy prices in Mexico. See “Item 5—Operating and Financial Review and Prospects—Liquidity and Capital Resources.”

*Description of Properties, Plants and Equipment.* As of December 31, 2014, we had 15 wholly-owned cement plants located throughout Mexico, with a total potential capacity of 29.3 million tons per year, of which two were temporarily shut down given market conditions. We have exclusive access to limestone quarries and clay reserves near each of our plant sites in Mexico. We estimate that, as of December 31, 2014, the limestone and clay permitted proven and probable reserves of our operations in Mexico had an average remaining life of approximately 83 and 79 years, respectively, assuming 2010-2014 average annual cement production levels. As of December 31, 2014, all our production plants in Mexico utilized the dry process.

As of December 31, 2014, we had a network of 78 land distribution centers in Mexico, which are supplied through a fleet of our own trucks and rail cars, as well as leased trucks and rail facilities, and operated seven marine terminals. In addition, we had 282 (47 are idle due to market conditions) ready-mix concrete plants throughout 77 cities in Mexico, more than 2,280 ready-mix concrete delivery trucks and 16 aggregates quarries.

As part of our global cost-reduction initiatives we have made temporary capacity adjustments and rationalizations in four of our cement plants in Mexico.

*Capital Expenditures.* We made capital expenditures of approximately U.S.\$98 million in 2012, U.S.\$86 million in 2013 and U.S.\$79 million in 2014 in our operations in Mexico. We currently expect to make capital expenditures of approximately U.S.\$93 million in our operations in Mexico during 2015.

## United States

*Overview.* For the year ended December 31, 2014, our operations in the United States represented approximately 21% of our net sales in Mexican Peso terms before eliminations resulting from consolidation. As of December 31, 2014, our business in the United States represented approximately 18% of our total installed cement capacity and approximately 44% of our total assets. As of December 31, 2014, we held 100% of CEMEX, Inc., the main holding company of our operating subsidiaries in the United States.

As of December 31, 2014, we had a cement manufacturing capacity of approximately 17.1 million tons per year in our operations in the United States, including 1.2 million tons in proportional interests through non-controlling holdings. As of December 31, 2014, we operated a geographically diverse base of 13 cement plants located in Alabama, California, Colorado, Florida, Georgia, Kentucky, Ohio, Pennsylvania, Tennessee and Texas. As of that date, we also operated 46 rail, truck or water served active cement distribution terminals in the United States. As of December 31, 2014, we had 353 ready-mix concrete plants located in the Alabama, Arizona, California, Florida, Georgia, New Mexico, Nevada, Oregon, Tennessee, Texas and Washington and aggregates facilities in Arizona, California, Florida, Georgia, New Mexico, Nevada, Oregon, Texas, Virginia and Washington.

On May 30, 2013, we announced plans to expand the production capacity at our Odessa, Texas, cement plant by 345,000 tons to nearly 900,000 tons per year in order to keep pace with rapidly growing demand in the West Texas market led mainly by the oil and gas industry. By leveraging existing assets and producing value-added products, we expect to achieve strong returns on our investment. The demand for specialty cement products used in well construction is growing as a result of the use of more efficient extraction technologies, such as horizontal drilling and hydraulic fracturing. Oil wells using this technology typically reach depths of thousands of feet. Specialty well cement is required for the complex application and extreme conditions to which

these wells are exposed. The expansion will utilize state of the art production technology resulting in higher fuel efficiency and improved productivity. The expansion will also include an improved higher capacity load out system, allowing for a more efficient truck loading process to accommodate the region's growing demand for cement. On November 24, 2014, we entered into an engineering, procurement & construction contract with FLSmidth for the 345,000 metric ton expansion of our Odessa, Texas, cement plant, marking the beginning of the first phase of the project, which includes detailed engineering, and fabrication and delivery of the equipment and structural steel.

On September 23, 2013, we and Concrete Supply Company, a leading producer of ready-mix concrete throughout the Carolinas, entered into a joint venture agreement and formed a joint venture company named Concrete Supply Co., LLC, which is majority owned by Concrete Supply Holdings Co, who acts as the managing member. This joint venture is a leading concrete supplier in North and South Carolina with strong local management.

*Industry.* Demand for cement is derived from the demand for ready-mix concrete and concrete products which, in turn, is dependent on the demand for construction. The construction industry is composed of three major sectors: the residential, the industrial and commercial, and the public sectors. The public sector is the most cement intensive sector, particularly for infrastructure projects such as streets, highways and bridges. While overall cement demand is sensitive to the business cycle, the public sector demand is more stable and also has helped to soften the decline in global demand during periodic economic recessions.

The construction industry is continuing to recover from the recession experienced during 2008 and 2009, which was the worst downturn in over 70 years. The construction industry was hit particularly hard during this recession due to the collapse of the housing sector. The massive job losses during the recession pushed home foreclosures to record levels, which resulted in excess inventories and a decline of over 30% in home prices. As a result, new construction plummeted, with housing starts declining 73% from a peak of 2.1 million units in 2005 to only 554,000 units in 2009. The decline in housing and other construction activity resulted in a 45% decline in cement demand from 2006 to 2010. The economic recovery has proceeded at a relatively moderate pace, with real gross domestic product growth of 1.6% in 2011, 2.3% in 2012, 2.2% in 2013 and an estimated 2.4% in 2014. With the economy growing again, the construction sector stabilized in 2010 and joined the economy-wide recovery in 2011. The excess vacant inventory in the housing sector has largely been absorbed and inventories have declined to below normal levels in most markets which has supported an increase in housing prices over the last two years of about 20%. Housing starts have increased approximately 67% from 554,000 units in 2009 to 925,000 units 2013. Housing starts in 2014 is estimated to increase approximately 8% to approximately 1 million units which remains well below the historical steady state level which we estimate at 1.6 million units. The industrial-and-commercial sector has also been growing with nominal spending up 24% from 2010 to 2013. Industrial & commercial nominal spending accelerated in 2014, increasing approximately 15%. The public sector, which has lagged the other construction sectors in this recovery, turned positive in 2014 with spending up approximately 3% over prior year as fiscal conditions for most states have returned to a relatively balanced position. Cement demand has been increasing annually since 2010 with cement demand up approximately 8% in 2014 after a cumulative increase of 17% from 2010 to 2013. The Portland Cement Association is forecasting a 8% increase in cement demand for 2015.

*Competition.* The cement industry in the United States is highly competitive, including national and regional cement producers in the United States. Our principal competitors in the United States are Holcim, Lafarge, Buzzi-Unicem, Heidelberg Cement and Ash Grove Cement.

The independent U.S. ready-mix concrete industry is highly fragmented. According to the National Ready Mixed Concrete Association ("NRMCA"), it is estimated that there are about 5,500 ready-mix concrete plants that produce ready-mix concrete in the United States and about 55,000 ready-mix concrete mixer trucks that deliver the concrete to the point of placement. The NRMCA estimates that the value of ready-mix concrete produced by the industry is approximately U.S.\$30 billion per year. Given that the concrete industry has historically consumed approximately 75% of all cement produced annually in the United States, many cement companies choose to develop concrete plant capabilities.

Aggregates are widely used throughout the United States for all types of construction because they are the most basic materials for building activity. The U.S. Geological Survey (“USGS”) estimates over 2.1 billion tons of aggregates were produced in 2014, an up of about 3% over 2013. Crushed stone accounted for 58% of aggregates consumed and sand & gravel 41%, slag was about 1%. These products are produced in all 50 states and have a value of U.S.\$18 billion. The U.S. aggregates industry is highly fragmented and geographically dispersed. The top ten producing states represent approximately 50% of all production. According to the USGS, during 2014, an estimated 4,100 companies operated approximately 6,000 sand and gravel sites and 1,550 companies operated 4,000 crushed stone quarries and 91 underground mines in the 50 U.S. states.

***Our Operating Network in the United States***

The maps below reflect the location of our operating assets, including our cement plants and cement terminals in the United States as of December 31, 2014.







***Products and Distribution Channels***

*Cement.* Our cement operations represented approximately 29% of our operations in the United States’ net sales before eliminations resulting from consolidation in 2014. We deliver a substantial portion of cement by rail, which occasionally those go directly to customers. Otherwise, shipments go to distribution terminals where customers pick up the product by truck or we deliver the product by truck. The majority of our cement sales are made directly to users of gray portland and masonry cements, generally within a radius of approximately 200 miles of each plant.

*Ready-Mix Concrete.* Our ready-mix concrete operations represented approximately 35% of our operations in the United States’ net sales before eliminations resulting from consolidation in 2014. Our ready-mix concrete operations in the United States purchase most of their cement aggregates requirements from our cement operations in the United States . Our ready-mix concrete products are mainly sold to residential, commercial and public contractors and to building companies.

*Aggregates.* Our aggregates operations represented approximately 16% of our operations in the United States’ net sales before eliminations resulting from consolidation in 2014. We estimate that, as of December 31, 2014, the crushed stone quarries and sand/gravel pits permitted proven and probable reserves of our operations in the United States had an average remaining life of approximately 42 and 53 years, respectively, assuming 2010-2014 average annual cement production levels. Our aggregates are consumed mainly by our internal operations and by our trade customers in the ready-mix, concrete products and asphalt industries.

*Production Costs.* The largest cost components of our plants are electricity and fuel, which accounted for approximately 30% of our total production costs of our cement operations in the United States in 2014. We are currently implementing a program to gradually replace coal with more economic fuels, such as pet coke, tires and other alternative fuels, which has resulted in reduced energy costs. By retrofitting our cement plants to handle alternative energy fuels, we have gained more flexibility in supplying our energy needs and have become less vulnerable to potential price spikes. In 2014, the increased use of alternative fuels helped to offset the effect on our fuel costs of increasing coal prices. Power costs in 2014 represented approximately 13% of our cash manufacturing cost of our cement operations in the United States, which represents production cost before depreciation. We have improved the efficiency of our electricity usage of our cement operations in the United States, concentrating our manufacturing activities in off-peak hours and negotiating lower rates with electricity suppliers.

*Description of Properties, Plants and Equipment.* As of December 31, 2014, we operated 13 cement manufacturing plants in the United States, and had a total installed capacity of 17.1 million tons per year, including 1.2 million tons representing our proportional interests through associates in five other cement plants. We estimate that, as of December 31, 2014, the limestone permitted proven and probable reserves of our operations in the United States had an average remaining life of approximately 90 years, assuming 2010-2014 average annual cement production levels. As of that date, we operated a distribution network of 46 cement terminals. All of our 13 cement production facilities in 2014 were wholly-owned except for the Louisville, Kentucky plant, which is owned by Kosmos Cement Company, a joint venture in which we own a 75% interest and a subsidiary of Dyckerhoff AG owns a 25% interest. As of December 31, 2014, we had 353 wholly-owned ready-mix concrete plants and operated 74 aggregates quarries. As of December 31, 2014, we distributed fly ash through 15 terminals and 7 third-party-owned utility plants, which operate both as sources of fly ash and distribution terminals. As of that date, we also owned 114 concrete block, paver, pipe, precast, asphalt and gypsum products distribution facilities.

We have continued to take a number of actions to streamline our operations and improve productivity, including temporary capacity adjustments and rationalizations in some of our cement plants, and shutdowns of ready-mix and block plants and aggregates quarries. We are currently utilizing approximately 78% of our ready-mix plants, 68% of our block manufacturing plants and 88% of our aggregates quarries in the United States.

On January 22, 2010, we announced the permanent closure of our Davenport cement plant located in northern California. The plant had been closed on a temporary basis since March 2009 due to the economic conditions. We have been serving our customers in the region through our extensive network of terminals in northern California, which are located in Redwood City, Richmond, West Sacramento and Sacramento. Since March 2009, our state-of-the-art cement facility in Victorville, California has provided and will continue to provide cement to this market more efficiently than the Davenport plant. Opened in 1906, Davenport was the least efficient of our 14 plants in the United States to operate. We sold a portion of the Davenport facility in 2011 for U.S.\$30 million and a portion in 2012 for U.S.\$4.2 million, as well as some equipment in 2014.

*Capital Expenditures.* We made capital expenditures of approximately U.S.\$149 million in 2012, U.S.\$160 million in 2013 and U.S.\$202 million in 2014 in our operations in the United States. We currently expect to make capital expenditures of approximately U.S.\$240 million in our operations in the United States during 2015.

## **Northern Europe**

For the year ended December 31, 2014, our business in Northern Europe, which includes our operations in the United Kingdom, Germany, France and our Rest of Northern Europe segment, as described below, represented approximately 25% of our net sales before eliminations resulting from consolidation. As of December 31, 2014, our business in Northern Europe represented approximately 13% of our total installed capacity and approximately 14% of our total assets.

### ***Our Operations in the United Kingdom***

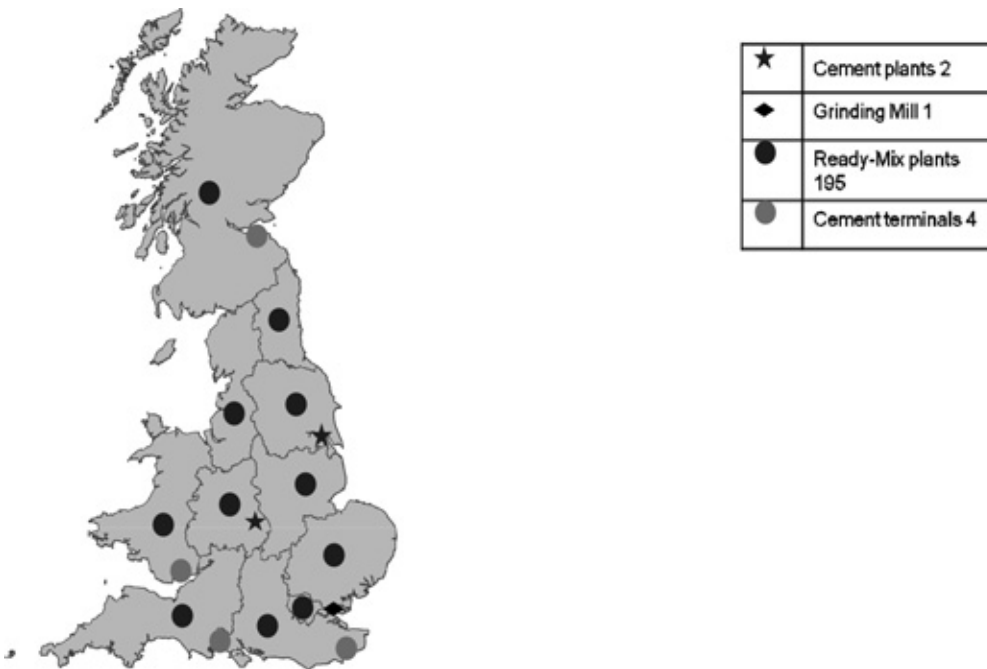
*Overview.* For the year ended December 31, 2014, our operations in the United Kingdom represented approximately 7% of our net sales in Mexican Peso terms, before eliminations resulting from consolidation. As of December 31, 2014, our operations in the United Kingdom represented approximately 6% of our total assets.

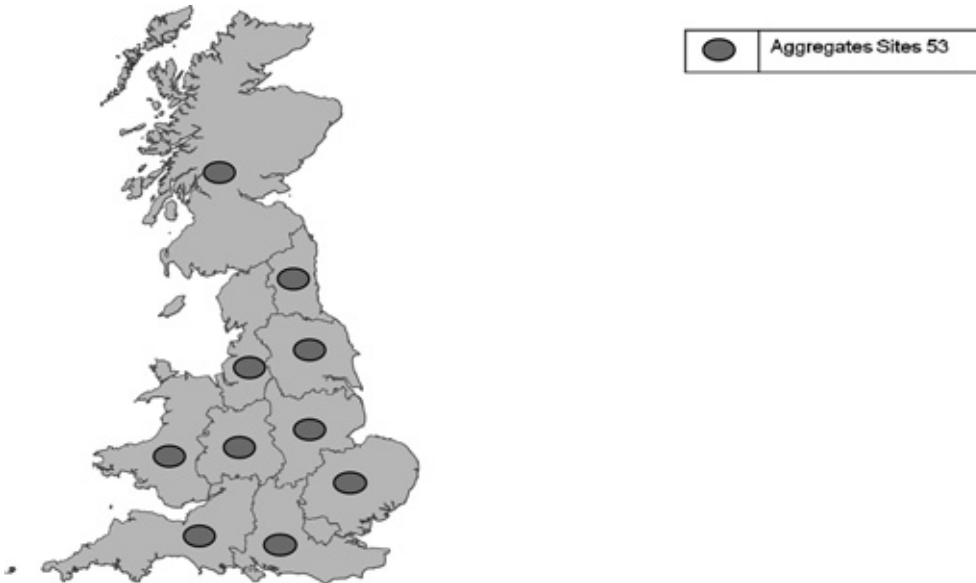
As of December 31, 2014, we held 100% of CEMEX Investments Limited, the main holding company of our operating subsidiaries in the United Kingdom. We are a leading provider of building materials in the United Kingdom with vertically integrated cement, ready-mix concrete, aggregates and asphalt operations. We are also an important provider of concrete and precast materials solutions such as concrete blocks, concrete block paving, flooring systems and sleepers for rail infrastructure.

*Industry.* According to the United Kingdom’s Construction Products Association, in 2014, the gross domestic product of the United Kingdom was estimated to have grown by 3% compared to 1.7% growth in 2013. Total construction output is estimated to have increased by 4.8% in 2014, as compared to a 1.6% increase in 2013 over the preceding year. Both private and public housing sectors are estimated to have grown by 10% and 5%, respectively, in 2014, with the housing market continuing to be stimulated by the government’s Help to Buy scheme. Public sector non-housing construction output fell 2.9% in 2014, impacted by continued public sector spending cuts, but the industrial sector grew by 11%, boosted particularly by investment in new warehouses. In 2014 the commercial sector grew by 3.7%, with recovery now underway in offices and retail, and the infrastructure sector also grew by 8.6% driven by roads, rail and energy. As of the date of this annual report, the official data corresponding to 2014 has not been released by the Mineral Products Association, but we estimate that domestic cement demand expanded by approximately 3% in 2014 compared to 2013.

*Competition.* Our primary competitors in the United Kingdom are Lafarge Tarmac (a joint venture formed in early 2013), Heidelberg, Aggregate Industries (a subsidiary of Holcim) and Hope Construction Materials, owned by Mittal Investments and formed two years ago from enforced divestments by Lafarge and Tarmac when they created Lafarge Tarmac. The Lafarge Tarmac business is likely to be divested (except for one cement plant to be retained by Holcim) to a new player if the proposed Lafarge Holcim merger is completed in 2015, as required by the UK Competition and Markets Authority. In addition more than 1.5 million tons of cement are imported to the UK by various players including CRH, Holcim, and other independents, with material increasingly arriving from over-capacity markets including Ireland, Spain and Greece.

***Our Operating Network in the United Kingdom***





***Products and Distribution Channels***

*Cement.* Our cement operations represented approximately 16% of net sales for our operations in the United Kingdom before eliminations resulting from consolidation in 2014. About 78% of our United Kingdom cement sales were of bulk cement, with the remaining 22% in bags. Our bulk cement is mainly sold to ready-mix concrete, concrete block and pre-cast product customers and contractors. Our bagged cement is primarily sold to national builders’ merchants. During 2014, our operations in the United Kingdom imported clinker in order to support sales during the year when our Ferriby plant was undergoing major repairs following serious flood damage in December 2013. The imports were sourced predominantly from our operations in Spain, with small volumes from CRH in Ireland.

*Ready-Mix Concrete.* Our ready-mix concrete operations represented approximately 27% of net sales for our operations in the United Kingdom before eliminations resulting from consolidation in 2014. Special products, including self-compacting concrete, fiber-reinforced concrete, high strength concrete, flooring concrete and filling concrete, represented 25% of our 2014 United Kingdom sales volume. Our ready-mix concrete operations in the United Kingdom in 2014 purchased approximately 87% of their cement requirements from our cement operations in the United Kingdom and approximately 89% of their aggregates requirements from our aggregates operations in the United Kingdom. Our ready-mix concrete products are mainly sold to public, commercial and residential contractors.

*Aggregates.* Our aggregates operations represented approximately 25% of net sales for our operations in the United Kingdom before eliminations resulting from consolidation in 2014. In 2014, our United Kingdom aggregates sales were divided as follows: 46% were sand and gravel, 46% limestone, 7% hard stone, and 1% other. In 2014, 15% of our aggregates volumes were obtained from marine sources along the United Kingdom coast. In 2014, approximately 42% of our United Kingdom aggregates production was consumed by our own ready-mix concrete operations as well as our asphalt, concrete block and precast operations. We also sell aggregates to major contractors to build roads and other infrastructure projects.

***Production Costs***

*Cement.* In 2014, fixed production costs increased by 10% driven by increases in hired manpower costs. Variable costs decreased by 7%, primarily as a result of electricity and fuel costs, partially offset with higher imported clinker costs. We continued to implement our cost reduction programs although our use of alternative fuels decreased in 2014 due to our Ferriby plant not being in operation following the flood in December 2013.

*Ready-Mix Concrete.* In 2014, fixed production costs increased by 5%, as compared to fixed production costs in 2013. During 2014, 2 ready-mix plants were closed as part of our capacity management measures.

*Aggregates.* In 2014, fixed production costs increased by 11%, as compared to 2013 fixed production costs.

*Description of Properties, Plants and Equipment.* As of December 31, 2014, we operated 2 cement plants, including Ferriby which did not return to production until December 2014, and 1 clinker grinding facility in the United Kingdom. Assets in operation at year-end 2014 represent an installed cement capacity of 2.4 million tons per year. We estimate that, as of December 31, 2014, the limestone and clay permitted proven and probable reserves of our operations in the United Kingdom had an average remaining life of approximately 40 and 31 years, respectively, assuming 2010-2014 average annual cement production levels. As of December 31, 2014, we also owned 4 cement import terminals and operated 195 ready-mix concrete plants and 53 aggregates quarries in the United Kingdom, in addition, we had operating units dedicated to the asphalt, concrete blocks, concrete block paving, sleepers and flooring businesses in the United Kingdom.

In order to ensure increased availability of blended cements, which are more sustainable based on their reduced clinker factor and use of by-products from other industries, we built a grinding and blending facility at the Port of Tilbury, located on the Thames River east of London, in 2009. The facility, which started operations during May 2009, has an annual grinding capacity of approximately 1.2 million tons. In total, we spent approximately U.S.\$93 million in the construction of this grinding and blending facility.

*Capital Expenditures.* We made capital expenditures of approximately U.S.\$43 million in 2012, U.S.\$44 million in 2013 and U.S.\$45 million in 2014 in our operations in the United Kingdom. We currently expect to make capital expenditures of approximately U.S.\$31 million in our operations in the United Kingdom during 2015.

### ***Our Operations in Germany***

*Overview.* For the year ended December 31, 2014, our operations in Germany represented approximately 6% of our net sales in Mexican Peso terms, before eliminations resulting from consolidation. As of December 31, 2014, our operations in Germany represented approximately 2% of our total assets. As of December 31, 2014, we held 100% of CEMEX Deutschland AG, our main subsidiary in Germany. We are a leading provider of building materials in Germany, with vertically integrated cement, ready-mix concrete and aggregates.

On January 5, 2015, we closed a series of transactions with Holcim, pursuant to which, we sold to Holcim assets in the western region of Germany, consisting of one cement plant, two cement grinding mills, one slag granulator, 22 aggregates quarries and 79 ready-mix plants, while we maintained our operations in the north, east and south of Germany. See “Item 5—Operating and Financial Review and Prospects—Recent Developments Relating to Our Operations—CEMEX and Holcim Close a Series of Transactions in Europe.”

*Industry.* According to Euroconstruct, total construction output in Germany increased by 2.4% in 2014, compared to 2013. The main driver of such increase was new construction in the residential sector which increased by 8% during 2014. According to the German Cement Association, in 2014, the national cement consumption in Germany increased by 2% to 27.1 million tons, while the ready-mix concrete market and the aggregates market each increased between 1% and 2%.

*Competition.* Our primary competitors in the cement market in Germany are Heidelberg, Dyckerhoff (a subsidiary of Buzzi-Unicem), Lafarge, Holcim and Schwenk, a local German competitor. These competitors, along with CEMEX, represent a market share of about 80%, as estimated by us for 2014. The ready-mix concrete and aggregates markets in Germany are fragmented and regionally heterogeneous, with many local competitors. The consolidation process in the ready-mix concrete and aggregates markets is moderate.

*Our Operating Network in Germany*



★	Cement plants 2
◆	Grinding Mill 3
⌚	Marine terminals 2
①	Ready-Mix plants 154
◀	Admixtures 1



①	Aggregates plants 42
---	----------------------

*Description of Properties, Plants and Equipment.* As of December 31, 2014, we operated 2 cement plants in Germany and our installed cement capacity was 4.9 million tons per year. We estimate that, as of December 31, 2014, the limestone permitted proven and probable reserves of our operations in Germany had an average remaining life up to 42 years, assuming 2010-2014 average annual cement production levels. As of that date, our operations in Germany included 3 cement grinding mills, 157 ready-mix concrete plants, 42 aggregates quarries, 2 land distribution centers for cement and 2 maritime terminals.

*Capital Expenditures.* We made capital expenditures of approximately U.S.\$35 million in 2012, U.S.\$37 million in 2013 and U.S.\$29 million in 2014 in our operations in Germany. We currently expect to make capital expenditures of approximately U.S.\$17 million in our operations in Germany during 2015.

### ***Our Operations in France***

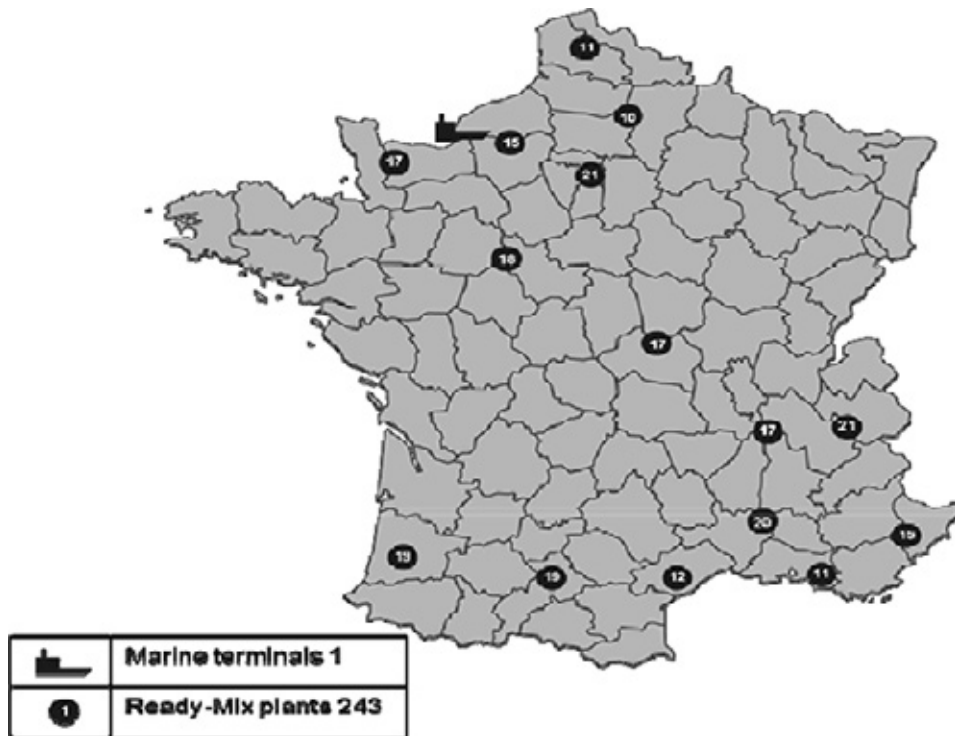
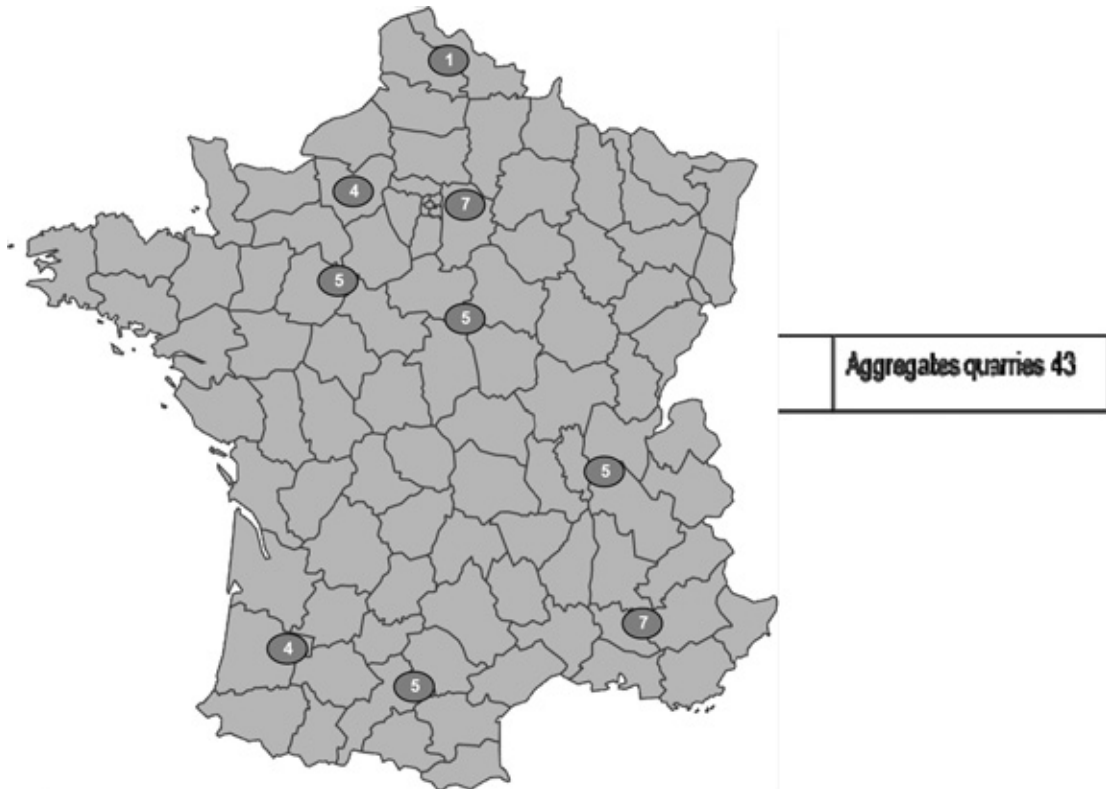
*Overview.* As of December 31, 2014, we held 100% of CEMEX France, our main subsidiary in France. We are a leading ready-mix concrete producer and a leading aggregates producer in France. We distribute the majority of our materials by road and a significant quantity by waterways, seeking to maximize the use of this efficient and sustainable alternative. For the year ended December 31, 2014, our operations in France represented approximately 6% of our net sales in Mexican Peso terms, before eliminations resulting from consolidation. As of December 31, 2014, our operations in France represented approximately 3% of our total assets.

*Industry.* According to the Ministry of Ecology, Sustainable Development and Energy, housing starts in the residential sector decreased by 10% in 2014 compared to 2013. According to market consensus data, buildings starts in 2014 compared to 2013 decreased by approximately 6% and demand from the public works sector decreased by approximately 5% over the same period.

According to the French cement producers association, total cement consumption in France in 2014 reached approximately 18 million tons, a 3% decrease compared to 2013. The decrease was primarily driven by a 7% decrease in demand in the construction, residential and non-residential sectors, and a lower proportion from the public works sector.

*Competition.* Our main competitors in the ready-mix concrete market in France include Lafarge, Holcim, Italcementi and Vicat. Our main competitors in the aggregates market in France include Lafarge, Italcementi, Colas (Bouygues) and Eurovia (Vinci). Many of our major competitors in ready-mix concrete are subsidiaries of French cement producers, whereas we rely on sourcing cement from third parties.

*Our Operating Network in France*





*Description of Properties, Plants and Equipment.* As of December 31, 2014, we operated 243 ready-mix concrete plants in France, 1 maritime cement terminal located in Le Havre, on the northern coast of France, 18 land distribution centers, 43 quarries and 11 river ports.

*Capital Expenditures.* We made capital expenditures of approximately U.S.\$21 million in 2012, U.S.\$28 million in 2013 and U.S.\$27 million in 2014 in our operations in France. We currently expect to make capital expenditures of approximately U.S.\$23 million in our operations in France during 2015.

### **Rest of Northern Europe**

As of December 31, 2014, our operations in the Rest of Northern Europe consisted primarily of our operations in the Czech Republic, Austria, Poland, Hungary and Latvia, as well as trading activities in Scandinavia and Finland, our other Northern European assets and our approximately 37.8% non-controlling interest in a Lithuanian company. These operations represented approximately 6% of our net sales in Mexican Peso terms, before eliminations resulting from consolidation, for the year ended December 31, 2014, and approximately 3% of our total assets as of December 31, 2014.

#### ***Our Operations in Poland***

*Overview.* As of December 31, 2014, we held 100% of CEMEX Polska Sp. ZO.O, or CEMEX Polska, our main subsidiary in Poland. We are a leading provider of building materials in Poland, serving the cement, ready-mix concrete and aggregates markets. As of December 31, 2014, we operated 2 cement plants and 1 grinding mill in Poland, with a total installed cement capacity of 3 million tons per year. As of December 31, 2014, we also operated 39 ready-mix concrete plants, 9 aggregates quarries and 2 maritime terminals in Poland.

*Industry.* According to our estimates, total cement consumption in Poland reached approximately 15.9 million tons in 2014, an increase of 6.1% compared to 2013.

*Competition.* Our primary competitors in the cement, ready-mix concrete and aggregates markets in Poland are Heidelberg, Lafarge, CRH and Dyckerhoff, Miebach.

*Capital Expenditures.* We made capital expenditures of approximately U.S.\$31 million in 2012, U.S.\$12.98 million in 2013 and U.S.\$13 million in 2014 in our operations in Poland. We currently expect to make capital expenditures of approximately U.S.\$14 million in our operations in Poland during 2015.

#### ***Our Operations in the Czech Republic***

*Overview.* As of December 31, 2014, we held 100% of CEMEX Czech Republic, s.r.o., our main subsidiary in the Czech Republic. We are a leading producer of ready-mix concrete and aggregates in the Czech Republic. We also distribute cement in the Czech Republic. As of December 31, 2014, we operated 59 ready-mix concrete plants, 7 gravel pits and 6 aggregates quarries in the Czech Republic. As of that date, we also operated 7 cement grinding mill and 1 cement terminal in the Czech Republic.

On January 5, 2015, we closed a series of transactions with Holcim, pursuant to which, we acquired all of Holcim's assets in the Czech Republic, including a cement plant, four aggregates quarries and 17 ready-mix plants. See "Item 5—Operating and Financial Review and Prospects—Recent Developments Relating to Our Operations—CEMEX and Holcim Close a Series of Transactions in Europe."

*Industry.* According to the Czech Statistical Office, total construction output in the Czech Republic decreased approximately by 3.8% in 2014. The decrease was primarily driven by a continued slowdown in civil engineering works, low demand for housing, public procurement law and problems with drawing finances from EU funds. According to the Czech Cement Association, total cement production in the Czech Republic reached 3.5 million tons in 2014, an increase of 0.3% compared to 2013. In 2014, total ready-mix concrete production in the Czech Republic decreased by approximately 1.4% to 5.8 million tons as compared to 2013.

*Competition.* Our main competitors in the cement, ready-mix concrete and aggregates markets in the Czech Republic are Heidelberg, Dyckerhoff, Holcim, Skanska and Lafarge.

*Capital Expenditures.* We made capital expenditures of approximately U.S.\$3.4 million in 2012, U.S.\$3.8 million in 2013 and U.S.\$5 million in 2014 in our operations in the Czech Republic. We currently expect to make capital expenditures of approximately U.S.\$6 million in our operations in the Czech Republic during 2015.

#### ***Our Operations in Latvia***

*Overview.* As of December 31, 2014, we held 100% of CEMEX SIA, our operating subsidiary in Latvia. We are the only cement producer and a leading ready-mix concrete producer and supplier in Latvia. From our cement plant in Latvia we also supply markets in Estonia, Lithuania, Finland, Sweden, northwest Russia, Kaliningrad and Belarus. As of December 31, 2014, we operated 1 cement plant in Latvia with an installed cement capacity of 1.6 million tons per year. As of that date, we also operated 6 ready-mix concrete plants, a newly acquired mobile pugmill and 1 aggregates quarry in Latvia. In 2014, we began developing a new product for Latvia's road construction market – Roller Compacted Concrete as a road base layer.

In April 2006, we initiated an expansion project for our cement plant in Latvia in order to increase our cement production capacity by approximately 0.8 million tons per year to support strong demand in the region. The plant was fully commissioned during July 2010. The project was completed and fully capitalized in 2013, our total capital expenditure in the capacity expansion of this plant was approximately U.S.\$409 million.

*Capital Expenditures.* In total, we made capital expenditures of approximately U.S.\$9 million in 2012, U.S.\$8 million in 2013 and U.S.\$1.0 million in 2014 in our operations in Latvia. We currently expect to make capital expenditures of approximately U.S.\$8.5 million in our operations in Latvia during 2015.

#### ***Our Equity Investment in Lithuania***

*Overview.* As of December 31, 2014, we owned an approximate 37.8% interest in AB Akmenes cementas, a cement producer in Lithuania, which operates one cement plant in Lithuania with an annual installed cement capacity of 1.3 million tons.

#### ***Our Operations in Austria***

*Overview.* As of December 31, 2014, we held 100% of CEMEX Austria AG, our main subsidiary in Austria. We are a leading participant in the ready-mix concrete and aggregates markets in Austria and also produce admixtures. As of December 31, 2014, we owned 34 operating ready-mix concrete plants and operated 8 additional plants through joint ventures and special purpose entities. We also owned 24 aggregates quarries, including 6 quarries which are currently operated by third parties, and had non-controlling interests in 4 quarries.

*Industry.* According to Euroconstruct, total construction output in Austria increased by 1.7% in 2014. This increase was primarily driven by higher spending on residential construction projects. Total cement consumption in Austria increased by 1.1% compared to 2013.

*Competition.* Our main competitors in the ready-mix concrete and aggregates markets in Austria are Asamer, Lafarge, Lasselsberger, Strabag and Wopfinger.

*Capital Expenditures.* We made capital expenditures of approximately U.S.\$4 million in 2012, U.S.\$5 million in 2013 and U.S.\$5 million in 2014 in our operations in Austria. We currently expect to make capital expenditures of approximately U.S.\$4 million in our operations in Austria during 2015.

#### ***Our Operations in Hungary***

*Overview.* As of December 31, 2014, we held 100% of CEMEX Hungária Kft., our main operating subsidiary in Hungary. As of December 31, 2014, we owned 29 ready-mix concrete plants and 3 aggregates quarries, and we had non-controlling interests in 3 other ready-mix concrete plants and 1 other aggregates quarry.

*Industry.* According to the Hungarian Central Statistical Office, total construction output in Hungary increased by 16.7% in 2014 compared to 2013. The increase was primarily driven by construction in the industrial sector, as residential construction continued to decrease.

*Competition.* Our main competitors in the ready-mix concrete and aggregates markets in Hungary are Heidelberg, Holcim, Frissbeton (Strabag) and Lasselsberger.

*Capital Expenditures.* We made capital expenditures of approximately U.S.\$1 million in 2012, U.S.\$1.5 million in 2013 and U.S.\$1 million in 2014 in our operations in Hungary. We currently expect to make capital expenditures of approximately U.S.\$1.4 million in our operations in Hungary during 2015.

#### ***Our Operations in Other Northern European Countries***

*Overview.* As of December 31, 2014, we operated ten marine cement terminals in Finland, Norway and Sweden through CEMEX AS, a leading bulk-cement importer in the Nordic region.

*Capital Expenditures.* We made capital expenditures of approximately U.S.\$0.2 million in 2012, U.S.\$0.3 million in 2013 and U.S.\$0.02 million in 2014 in our operations in Other Northern European countries. We currently do not expect to make any significant capital expenditures in our operations in Other Northern European countries during 2015.

### **The Mediterranean**

For the year ended December 31, 2014, our business in the Mediterranean, which includes our operations in the Spain, Egypt and our Rest of the Mediterranean segment, as described below, represented approximately 9% of our net sales before eliminations resulting from consolidation. As of December 31, 2014, our business in the Mediterranean represented approximately 18% of our total installed capacity and approximately 8% of our total assets.

#### ***Our Operations in Spain***

*Overview.* Our operations in Spain represented approximately 2% of our net sales in Mexican Peso terms, before eliminations resulting from consolidation, for the year ended December 31, 2014, and approximately 4% of our total assets, as of December 31, 2014.

On January 5, 2015, we closed a series of transactions with Holcim, pursuant to which, we acquired from Holcim the Gador cement plant (with an annual installed cement production capacity of approximately 0.97 million tons, which production capacity was recently reassessed after managing and operating the plant in the first quarter of 2015) and the Yeles cement grinding station (with an annual installed cement production capacity of 0.90 million tons). See “Item 5—Operating and Financial Review and Prospects—Recent Developments Relating to Our Operations—CEMEX and Holcim Close a Series of Transactions in Europe.”

As of December 31, 2014, we held 99.88% of CEMEX España (including shares held in treasury), a holding company for most of our international operations.

On October 1, 2012, CEMEX España agreed to spin-off its Spanish industrial operations in favor of CEMEX España Operaciones, a subsidiary in which CEMEX España holds 100% of the share capital.

In December 2012, the merger of CEMEX España Operaciones and Aricemex, S.A. and Hormicemex, S.A. was completed and, as a result, our manufacturing and sales of cement, aggregates, concrete and mortar were consolidated in CEMEX España Operaciones, which became our Spanish operating subsidiary.

In March 2006, we announced a plan to invest approximately €47 million in the construction of a new cement mill and dry mortar production plant in the Port of Cartagena in Murcia, Spain. The first phase, which included the construction of a cement mill with production capacity of nearly one million tons of cement per year, was completed in the fourth quarter of 2007. Execution of the second phase, which included the construction of a new dry mortar plant with a production capacity of 200,000 tons of dry mortar per year, was delayed due to market conditions. In line with CEMEX España Operaciones' strategic plan, "Plan Horizonte," we decided to relinquish the administrative concession granted for the construction of the cement mill and dry mortar production plant. In June 2013, the Cartagena Port Authority approved the resignation, and we decided to dismantle the installation and relocate it to another country. By the end of 2014, the grinding mill was sold to our operations in Egypt and installed there.

In furtherance of our assets optimization plan, in June 2013, we formalized an agreement to sell our cement plant in San Feliú de Llobregat (Barcelona) to Cements Molins, S.A. The transaction was approved by the Spanish Competition Authorities and subsequently formally completed on November 15, 2013.

In February 2007, we announced that Cementos Andorra S.A., at the time a joint venture between us and Spanish investors (the Burgos family), intended to build a new cement production facility in Teruel, Spain. Due to the current market conditions in Spain, we are in the process of analyzing whether to relocate the installation to other markets where we have operations or sell the equipment and facilities to any interested third party. During 2013, CEMEX España Operaciones acquired up to the 100% interest in Cementos Andorra, S.A.

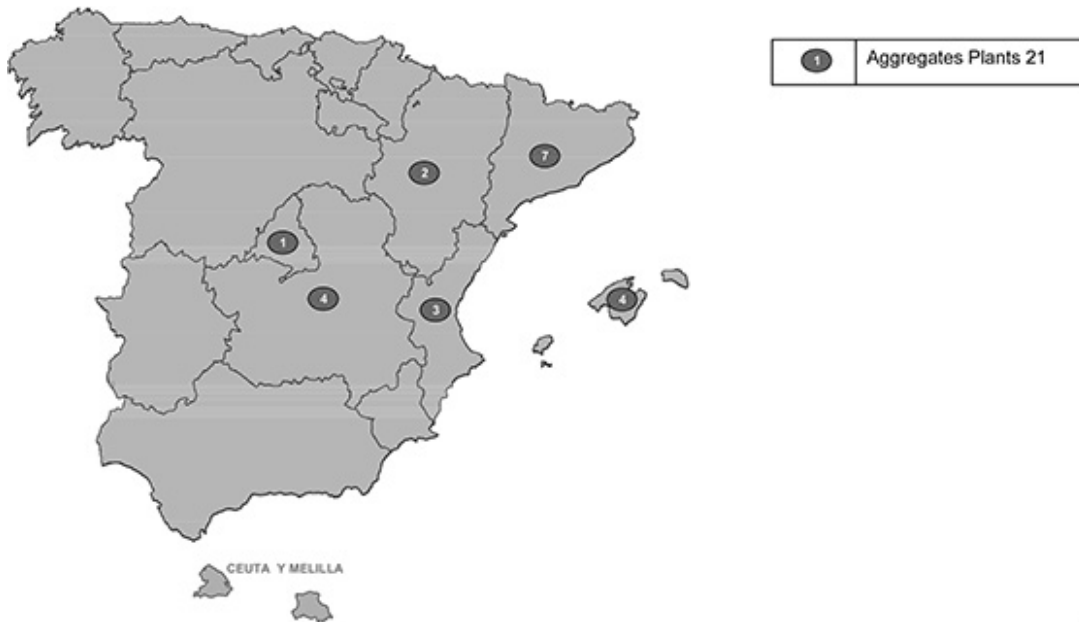
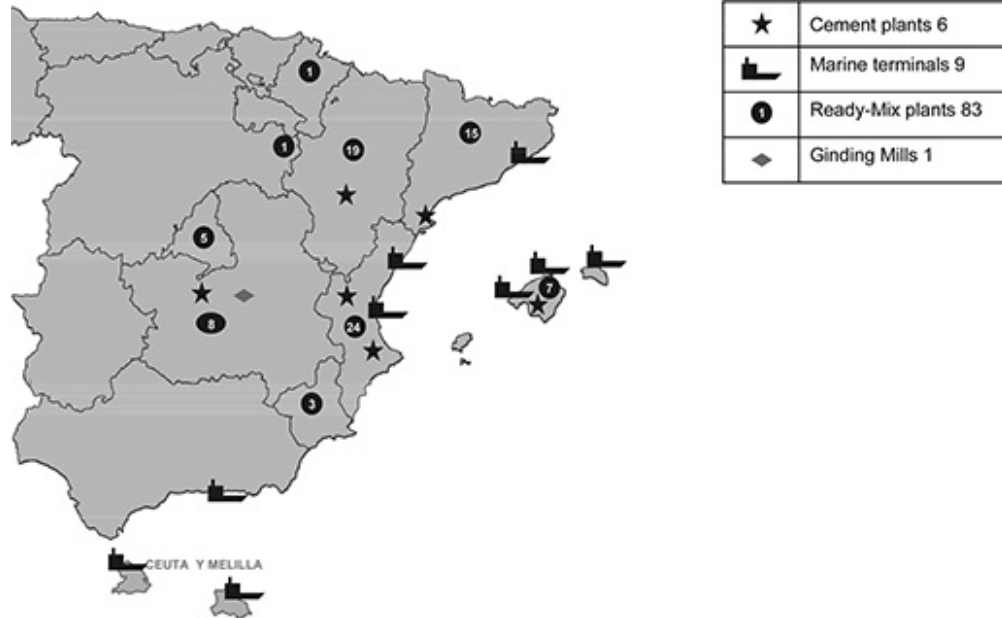
*Industry.* According to our latest estimates, in 2014, investment in the construction sector in Spain decreased by approximately 2,8% compared to 2013, primarily as a result of the drop in investment in the non-residential construction sector (both public and private), which decreased approximately 3% during this period. Investment in the residential construction sector decreased approximately 2.7% in 2014. According to the latest estimates from the *Asociación de Fabricantes de Cemento de España* (OFICEMEN), the Spanish cement trade organization, cement consumption in Spain increased 0.4% in 2014 compared to 2013.

During the past several years, the level of cement imports into Spain has been influenced by the strength of domestic demand and fluctuations in the value of the Euro against other currencies. According to OFICEMEN, cement imports decreased 10% in 2010, 29% in 2011, 18% in 2012, 18% in 2013 and increased 14.5% in 2014. Clinker imports have been significant, declined 49% in 2010, 47% in 2011, 75% in 2012, 18% in 2013 and 2.5% in 2014. Imports primarily have had an impact on coastal zones, since transportation costs make it less profitable to sell imported cement in inland markets.

In the early 1980's, Spain was one of the leading exporters of cement in the world, exporting up to 13 million tons per year. However, as of December 31, 2014, cement exports amounted approximately 10 million tons per year. In recent years, Spanish cement and clinker export volumes have fluctuated, reflecting the rapid changes in demand in the Mediterranean basin as well as the strength of the Euro and changes in the domestic market. According to OFICEMEN, these export volumes increased 37% in 2010, 2% in 2011, 56% in 2012, 12% in 2013, and 32% in 2014.

*Competition.* According to our estimates, as of December 31, 2014, we were one of the five largest multinational producers of clinker and cement in Spain. Competition in the ready-mix concrete industry is intense in large urban areas. The overall high degree of competition in the Spanish ready-mix concrete industry is reflected in the multitude of offerings from a large number of concrete suppliers. We have focused on developing value added products and attempting to differentiate ourselves in the marketplace. The distribution of ready-mix concrete remains a key component of our business strategy in Spain.

*Our Operating Network in Spain*



*Products and Distribution Channels*

**Cement.** Our cement operations represented approximately 75% of net sales for our operations in Spain before eliminations resulting from consolidation in 2014. We offer various types of cement in Spain, targeting specific products to specific markets and users. In 2014, approximately 21% of CEMEX España Operaciones' domestic sales volume consisted of bagged cement, and the remainder of CEMEX España Operaciones' domestic sales volume consisted of bulk cement, primarily to ready-mix concrete operators, including sales to our other operations in Spain, as well as industrial customers that use cement in their production processes and construction companies.

**Ready-Mix Concrete.** Our ready-mix concrete operations represented approximately 15% of net sales for our operations in Spain before eliminations resulting from consolidation in 2014. Our ready-mix concrete operations

in Spain in 2014 purchased almost 99.9% of their cement requirements from our cement operations in Spain, and approximately 66.9 of their aggregates requirements from our aggregates operations in Spain.

*Aggregates.* Our aggregates operations represented approximately 3% of net sales for our operations in Spain before eliminations resulting from consolidation in 2014.

*Exports.* Exports of cement and clinker by our operations in Spain, which represented approximately 32% of net sales for our operations in Spain before eliminations resulting from consolidation, increased approximately 99% in 2014 compared to 2013, primarily as a result of an increase in export volumes to other countries, in particular, those located in Africa and the Middle East and Europe. Export prices are lower than domestic market prices, and costs are usually higher for export sales. Of our total exports from Spain in 2014, 7% consisted of white cement, 29% of gray portland cement and 64% of clinker. In 2014, 13% of our exports from Spain were to Central America, 36% to Europe and the Middle East and 51% to Africa.

*Production Costs.* We have improved the efficiency of our operations in Spain by introducing technological improvements that have significantly reduced our energy costs, including the use of alternative fuels, in accordance with our cost reduction efforts. In 2014, we used organic waste, tires and plastics as fuel, achieving a 40.7% substitution rate for pet coke in our gray and white clinker kilns for the year.

*Description of Properties, Plants and Equipment.* As of December 31, 2014, our operations in Spain included 6 cement plants located in Spain, with an annual installed cement capacity of 9.4 million tons, including 1 million tons of white cement. As of that date, we also owned 1 cement mill, 18 distribution centers, including 9 land and 9 marine terminals, 83 ready-mix concrete plants, 21 aggregates quarries and 13 mortar plants. As of December 31, 2014, we owned 8 limestone quarries located in close proximity to our cement plants and 4 clay quarries in our cement operations in Spain. We estimate that, as of December 31, 2014, the limestone and clay permitted proven and probable reserves of our operations in Spain had an average remaining life of approximately 58 and 35 years, respectively, assuming 2010-2014 average annual cement production levels.

*Capital Expenditures.* We made capital expenditures of approximately U.S.\$26 million in 2012, U.S.\$10 million in 2013 and U.S.\$12 million in 2014 in our operations in Spain. We currently expect to make capital expenditures of approximately U.S.\$13 million in our operations in Spain during 2015.

### ***Our Operations in Egypt***

*Overview.* As of December 31, 2014, we had a 95.8% interest in ACC, our main subsidiary in Egypt. As of December 31, 2014, we operated one cement plant in Egypt, with an annual installed Clinker capacity of approximately 5.3 million tons. This plant is located approximately 280 miles south of Cairo and serves the upper Nile region of Egypt, as well as Cairo and the delta region, Egypt's main cement market. We estimate that, as of December 31, 2014, the limestone and clay permitted proven and probable reserves of our operations in Egypt had an average remaining life of approximately 50 and 73 years, respectively, assuming 2010-2014 average annual cement production levels. In addition, as of December 31, 2014, we operated 9 ready-mix concrete plants, of which 4 are owned and 5 are under management contracts and 10 land distribution centers in Egypt. For the year ended December 31, 2014, our operations in Egypt represented approximately 3% of our net sales before eliminations resulting from consolidation and approximately 2% of our total assets.

See "Item 4—Information on the Company—Regulatory Matters and Legal Proceedings—Other Legal Proceedings—Egypt Share Purchase Agreement" for a description of certain legal proceedings relating to the share purchase agreement, signed in November 1999 between CEMEX, S.A.B. de C.V. and state-owned Metallurgical Industries Company, pursuant to which CEMEX, S.A.B. de C.V. acquired a controlling interest in ACC.

*Industry.* According to the Ministry of Investment official figures based on government data (local and imported cement), the Egyptian market consumed approximately 51.4 million tons of cement during 2014. Cement consumption increased by approximately 3% in 2014 compared to 2013, which was mainly attributed to the relative political and economic stability that bolstered the construction sector and the launch of a number of

infrastructure projects. As of December 31, 2014, the cement industry in Egypt had a total of 20 cement producers, with an aggregate annual installed cement production capacity of approximately 75 million tons.

*Competition.* According to the Ministry of Investment official figures, during 2014, Holcim and Lafarge (Egyptian Cement Company), CEMEX (Assiut) and Italcementi (Suez Cement, Torah Cement and Helwan Portland Cement), four of the largest cement producers in the world, represented approximately 38% of the total cement production in Egypt. Other significant competitors in Egypt are Arabian (La Union), Titan (Alexandria Portland Cement and Beni Suef Cement), Ameriyah (Cimpor), National, Sinai (Vicat), Sinai White cement (Cementir), South Valley, Nile Valley, El Sewedy, Army Cement, Aswan Medcom, Misr Beni Suef, Al Nahda and Misr Quena Cement Companies, in addition to ASEC Cement and Egyptian Kuwait Holding Co.

*Cement and Ready-Mix Concrete.* For the year ended December 31, 2014, cement represented approximately 90% and ready-mix concrete represented approximately 8% of net sales for our operations in Egypt before eliminations resulting from consolidation.

*Capital Expenditures.* We made capital expenditures of approximately U.S.\$21 million in 2012, U.S.\$24 million in 2013 and U.S.\$31 million in 2014 in our operations in Egypt. We currently expect to make capital expenditures of approximately U.S.\$52 million in our operations in Egypt during 2015.

### **Rest of the Mediterranean**

Our operations in the Rest of the Mediterranean, which as of December 31, 2014, consisted primarily of our operations in Croatia, the UAE and Israel. These operations represented approximately 4% of our net sales in Mexican Peso terms, before eliminations resulting from consolidation, for the year ended December 31, 2014, and approximately 2% of our total assets as of December 31, 2014.

#### ***Our Operations in South-East Europe***

*Overview.* As of December 31, 2014, we held 100% of CEMEX Hrvatska d.d., our operating subsidiary in Croatia. We are the largest cement producer in Croatia based on installed capacity as of December 31, 2014, according to our estimates. We have three cement plants in Croatia with an annual installed capacity of 2.4 million tons. Due to inventory control, only the largest plant operated during 2014. As of December 31, 2014, we operated 13 land distribution centers, 4 maritime cement terminals in Croatia, Bosnia & Herzegovina and Montenegro, 8 ready-mix concrete facilities and 2 aggregates quarry in Croatia.

*Industry.* According to our estimates, total cement consumption in Croatia, Bosnia & Herzegovina and Montenegro reached almost 2.8 million tons in 2014, a decreased of 1.5% compared to 2013.

*Competition.* Our primary competitors in the cement market in Croatia are Nexe and Holcim.

*Capital Expenditures.* We made capital expenditures of approximately U.S.\$6 million in 2012, U.S.\$6 million in 2013 and U.S.\$5.7 million in 2014 in our operations in South-East Europe. We currently expect to make capital expenditures of approximately U.S.\$5 million in our operations in South-East Europe during 2015.

#### ***Our Operations in the United Arab Emirates (UAE)***

*Overview.* As of December 31, 2014, we held a 49% equity interest (and 100% economic benefit) in three UAE companies: CEMEX Topmix LLC and CEMEX Supermix LLC, two ready-mix manufacturing companies, and CEMEX Falcon LLC, which specializes in the trading and production of cement and slag. We are not allowed to have a controlling interest in these companies (UAE law requires 51% ownership by UAE nationals). However, through agreements with other shareholders in these companies, we have control over the remaining 51% of the economic benefits in each of the companies. As a result, we own a 100% economic interest in all three companies. As of December 31, 2014, we owned 7 ready-mix concrete plants and 1 cement and slag grinding facility in the UAE, serving the markets of Dubai and Abu Dhabi.

*Capital Expenditures.* We made capital expenditures of approximately U.S.\$0.5 million in 2012, U.S.\$0.4 million in 2013 and U.S.\$0.5 million in 2014 in our operations in the UAE. We currently expect to make capital expenditures of approximately U.S.\$1 million in our operations in the UAE during 2015.

### ***Our Operations in Israel***

*Overview.* As of December 31, 2014, we held 100% of CEMEX Holdings (Israel) Ltd., our main subsidiary in Israel. We are a leading producer and supplier of raw materials for the construction industry in Israel. In addition to ready-mix concrete and aggregates, we produce a diverse range of building materials and infrastructure products in Israel. As of December 31, 2014, we operated 58 ready-mix concrete plants, 6 aggregates quarries, 1 concrete products plant, 1 admixtures plant, 1 lime factory and 1 blocks factory in Israel.

*Capital Expenditures.* We made capital expenditures of approximately U.S.\$17 million in 2012, U.S.\$17 million in 2013 and U.S.\$14.8 million in 2014 in our operations in Israel. We currently expect to make capital expenditures of approximately U.S.\$14 million in our operations in Israel during 2015.

## **South America and the Caribbean**

For the year ended December 31, 2014, our business in South America and the Caribbean, which includes our operations in the Colombia and our Rest of South America and the Caribbean segment, as described below, represented approximately 13% of our net sales before eliminations resulting from consolidation. As of December 31, 2014, our business in South America and the Caribbean represented approximately 13% of our total installed capacity and approximately 6% of our total assets.

In November 2012, CEMEX Latam, a then wholly-owned subsidiary of CEMEX España, completed the sale of newly issued common shares in the CEMEX Latam Offering, representing approximately 26.65% of CEMEX Latam's outstanding common shares. CEMEX Latam is the main holding company for CEMEX's operations in Brazil, Colombia, Costa Rica, Guatemala, Nicaragua, Panama and El Salvador. See "Item 5—Operating and Financial Review and Prospects—Results of Operations—Investments, Acquisitions and Divestitures—Divestitures" for additional information regarding the CEMEX Latam Offering.

### ***Our Operations in Colombia***

*Overview.* As of December 31, 2014, we indirectly owned through CEMEX Latam approximately 99.7% of CEMEX Colombia, S.A., or CEMEX Colombia, our main subsidiary in Colombia. As of December 31, 2014, CEMEX Colombia was the second-largest cement producer in Colombia, based on installed capacity of (4.5 million tons per year) as of December 31, 2014. For the year ended December 31, 2014, our operations in Colombia represented approximately 6% of our net sales before eliminations resulting from consolidation. As of December 31, 2014, our operations in Colombia represented 3% of our total assets.

CEMEX Colombia has a significant market share in the cement and ready-mix concrete market in the "Urban Triangle" of Colombia comprising the cities of Bogotá, Medellín and Cali. During 2014, these three metropolitan areas accounted for approximately 35.4% of Colombia's cement consumption. CEMEX Colombia's Ibagué plant, which uses the dry process and is strategically located in the Urban Triangle, is CEMEX Colombia's largest plant and had an annual installed capacity of 2.8 million tons as of December 31, 2014. CEMEX Colombia, through its Bucaramanga and Cúcuta plants, is also an active participant in Colombia's northeastern market.

*Industry.* According our estimates, the installed capacity for cement in Colombia was 17.4 million tons in 2014. According to DANE, total cement consumption in Colombia reached 12 million tons during 2014, an increase of 10% from 2013, while cement exports from Colombia reached 0.96 million tons. We estimate that close to 40% of cement in Colombia is consumed by the self-construction sector, while the infrastructure sector accounts for approximately 32% of total cement consumption and has been growing in recent years. The other construction segments in Colombia, including the formal housing and commercial sectors, account for the balance of cement consumption in Colombia.

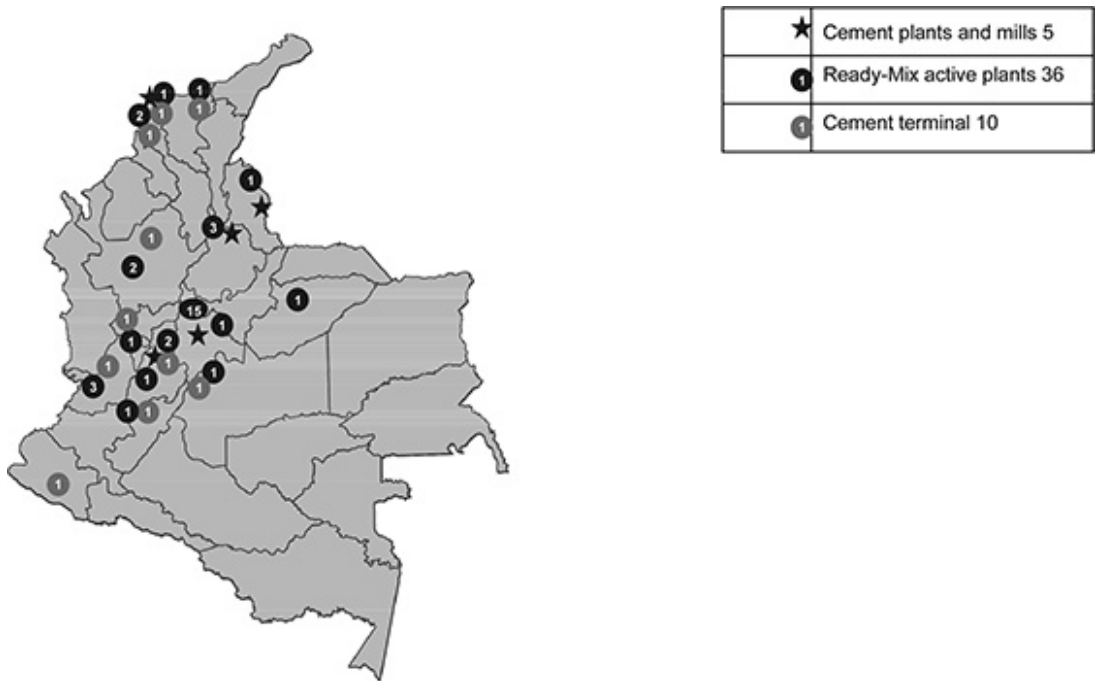


*Competition.* We have two primary competitors, Cementos Argos, which has established a leading position in the Colombian Caribbean coast, Antioquia and Southwest region markets, and our other competitor is Holcim Colombia.

The ready-mix concrete industry in Colombia is fairly consolidated with the top three producers accounting for approximately 75% of the market as of December 31, 2014. CEMEX Colombia was the second-largest ready-mix concrete producer as of December 31, 2014. The first and third-largest producers were Argos and Holcim Colombia, respectively.

The aggregates market in Colombia is highly fragmented and is dominated by the informal market. CEMEX Colombia was the largest aggregates producer as of December 31, 2014. Approximately 75% of the aggregates market in Colombia is comprised of small independent producers as of December 31, 2014.

***Our Operating Network in Colombia***





***Products and Distribution Channels***

*Cement.* Our cement operations represented approximately 57% of net sales for our operations in Colombia before eliminations resulting from consolidation in 2014.

*Ready-Mix Concrete.* Our ready-mix concrete operations represented approximately 29% of net sales for our operations in Colombia before eliminations resulting from consolidation in 2014.

*Aggregates.* Our aggregates operations represented approximately 9% of net sales for our operations in Colombia before eliminations resulting from consolidation in 2014.

*Description of Properties, Plants and Equipment.* As of December 31, 2014, CEMEX Colombia owned 5 operating cement plants, having a total annual installed capacity of 4.0 million tons. In addition, through its grinding mills, CEMEX Colombia has the ability to produce 0.5 million tons of cement sourced by third parties. In 2014, we replaced 36% of our total fuel consumed in CEMEX Colombia with alternative fuels, and we have an internal electricity generating capacity of 40 megawatts. We estimate that, as of December 31, 2014, the limestone and clay permitted proven and probable reserves of our operations in Colombia had an average remaining life of approximately 145 and 13 years, respectively, assuming 2010-2014 average annual cement production levels. The operating licenses for quarries in Colombia are renewed every 30 years; assuming renewal of such licenses, we estimate having sufficient limestone reserves for our operations in Colombia for over 100 years assuming 2010-2014 average annual cement production levels. As of December 31, 2014, CEMEX Colombia owned 14 land distribution centers, 2 mortar plant, 57 ready-mix concrete plants (including 36 fixed and 21 mobile) and 6 aggregates operations. As of that date, CEMEX Colombia also owned 10 limestone quarries.

Regarding the new cement plant being built by CEMEX Colombia in the Antioquia department of the Municipality of Maceo, Colombia, the transaction pursuant to which CEMEX Colombia was to receive the transfer of the land, mining rights and benefits of the free tax zone in which the new cement plant is being built has been put on hold by Colombian authorities as a result of legal proceedings against one of the shareholders of the transferee. As a result, and while the legal proceedings take place, CEMEX Colombia has joined such legal proceedings as an affected third party and has also signed a lease agreement with the government of Colombia that allows CEMEX Colombia to continue the use of the property and advance the construction of the new cement plant while the legal proceedings are resolved, which could take until the fourth quarter of 2015.

*Capital Expenditures.* We made capital expenditures of approximately U.S.\$81 million in 2012, U.S.\$60 million in 2013 and U.S.\$101 million in 2014 in our operations in Colombia. We currently expect to make capital expenditures of approximately U.S.\$195 million in our operations in Colombia during 2015.

### ***Rest of South America and the Caribbean***

As of December 31, 2014, our operations in the Rest of South America and the Caribbean consisted primarily of our operations in Costa Rica, the Dominican Republic, Jamaica, Nicaragua, Panama, Puerto Rico and other countries in the Caribbean, Guatemala and small ready-mix concrete operations in Argentina. These operations represented approximately 7% of our net sales in Mexican Peso terms, before eliminations resulting from consolidation, for the year ended December 31, 2014, and approximately 4% of our total assets as of December 31, 2014.

### ***Our Operations in Costa Rica***

*Overview.* As of December 31, 2014, we indirectly owned through CEMEX Latam a 99.1% interest in CEMEX (Costa Rica), S.A., or CEMEX Costa Rica, our main operating subsidiary in Costa Rica and a leading cement producer in the country.

On December 18, 2014, we announced that our subsidiary, CEMEX Latam, began a project to increase cement production capacity in its plant located in Colorado, Costa Rica by approximately 25%, reaching an annual capacity of 1.1 million tons per year by 2017. The total investment is expected to be of approximately U.S.\$35 million in a 3 year period and will include the construction of a new grinding mill, as well as several capacity enhancing projects on its clinker production line.

*Industry.* Approximately 1.4 million tons of cement were sold in Costa Rica during 2014, according to our estimations. The cement market in Costa Rica is a predominantly retail market, and we estimate that 50% of cement sold is bagged cement.

*Competition.* The Costa Rican cement industry currently includes two producers, CEMEX Costa Rica and Holcim Costa Rica.

*Description of Properties, Plants and Equipment.* As of December 31, 2014, CEMEX Costa Rica operated 1 cement plant in Costa Rica, with an annual installed capacity of 0.74 million tons, and operated a grinding mill in the capital city of San José with an annual installed capacity of 0.18 million tons. CEMEX Costa Rica had 8 operational ready-mix concrete plants (one is dismantled), 1 aggregates quarry and 1 land distribution center.

*Exports.* During 2014, cement exports by our operations in Costa Rica represented approximately 10.6% of our total production in Costa Rica. In 2014, 27.7% of our cement exports from Costa Rica were to El Salvador, and the remaining exports were to Nicaragua.

*Capital Expenditures.* We made capital expenditures of approximately U.S.\$6 million in 2012, U.S.\$6 million in 2013 and U.S.\$6 million in 2014 in our operations in Costa Rica. We currently expect to make capital expenditures of approximately U.S.\$9 million in our operations in Costa Rica during 2015.

### ***Our Operations in the Dominican Republic***

*Overview.* As of December 31, 2014, we held 100% of CEMEX Dominicana, S.A., or CEMEX Dominicana, our main subsidiary in the Dominican Republic and a leading cement producer in the country. CEMEX Dominicana's sales network covers the country's main consumption areas, which are Santo Domingo, Santiago de los Caballeros, La Vega, San Pedro de Macorís, Samaná and La Altagracia. On May 8, 2000, CEMEX Dominicana entered into a lease agreement with the government of the Dominican Republic related to the exploitation of a gypsum mine located at Las Salinas, Barahona, which has enabled CEMEX Dominicana to supply all local and regional gypsum requirements. The lease agreement expires on May 8, 2025 and may be extended by the parties.

**Industry.** In 2014, cement consumption in the Dominican Republic reached 3.6 million tons according to our estimates.

**Competition.** Our principal competitors in the Dominican Republic are Domicem, a mixed Italian/local cement producer that started cement production in 2005; Cementos Cibao, a local competitor; Cemento Colón, an affiliated grinding operation of Argos; Cementos Santo Domingo, a cement grinding partnership between a local investor and Cementos La Union from Spain; Cementos Andinos, a Colombian cement producer which has an installed grinding operation and a partially constructed cement kiln; and Cementos Estrella, a grinding facility owned by a local investor.

**Description of Properties, Plants and Equipment.** As of December 31, 2014, CEMEX Dominicana operated one cement plant in the Dominican Republic, with an installed capacity of 2.6 million tons per year (which includes 2.4 million tons of grinding mill capacity). As of that date, CEMEX Dominicana also owned 10 ready-mix concrete plants, one aggregates quarry, 5 land distribution centers and 2 marine terminals.

**Capital Expenditures.** We made capital expenditures of approximately U.S.\$10 million in 2012, U.S.\$17 million in 2013 and U.S.\$7.5 million in 2014 in our operations in the Dominican Republic. We currently expect to make capital expenditures of approximately U.S.\$8 million in our operations in the Dominican Republic during 2015.

### ***Our Operations in Panama***

**Overview.** As of December 31, 2014, we indirectly held through CEMEX Latam a 99.5% interest in Cemento Bayano, S.A., or Cemento Bayano, our main subsidiary in Panama and a leading cement producer in the country.

**Industry.** Approximately 2.1 million cubic meters of ready-mix concrete were sold in Panama during 2014, according to our estimates. Cement consumption in Panama decreased 7% in 2014, due to the termination stage of Panama Canal.

**Competition.** The cement industry in Panama includes three cement producers: Cemento Bayano, Argos Panamá, an affiliate of Colombian Cementos Argos, and Cemento Interoceánico.

**Description of Properties, Plants and Equipment.** As of December 31, 2014, Cemento Bayano operated one cement plant in Panama, with an annual installed capacity of 2.1 million tons. As of that date, Cemento Bayano also owned and operated 14 ready-mix concrete plants, 4 aggregates quarries and 4 land distribution centers.

**Capital Expenditures.** We made capital expenditures of approximately U.S.\$9 million in 2012, U.S.\$11 million in 2013 and U.S.\$10 million in 2014 in our operations in Panama. We currently expect to make capital expenditures of approximately U.S.\$8 million in our operations in Panama during 2015.

### ***Our Operations in Nicaragua***

**Overview.** As of December 31, 2014, we indirectly owned through CEMEX Latam 100% of CEMEX Nicaragua, S.A., or CEMEX Nicaragua, our operating subsidiary in Nicaragua.

On May 5, 2014, we announced that our subsidiary, CEMEX Latam, began the construction of a new cement grinding plant in Ciudad Sandino, Managua, which is expected to increase CEMEX Latam's cement production capacity in Nicaragua by approximately 104%, reaching an estimated annual cement production capacity of 860,000 tons by 2017. The total investment is expected to be of approximately U.S.\$55 million. The first phase of this project, which is expected to be completed by the end of the second quarter of 2015, includes the installation of a cement grinding mill with a production capacity of approximately 220,000 tons and infrastructure procurement. The second phase, which is expected to be completed by the end of 2017, includes the installation of a second cement grinding mill with an annual production capacity of 220,000 tons.

*Industry.* According to our estimates, approximately 0.869 million tons of cement, approximately 0.195 million cubic meters of ready-mix concrete and approximately 5.216 million tons of aggregates were sold in Nicaragua during 2014.

*Competition.* Two market participants compete in the Nicaraguan cement industry: CEMEX Nicaragua and Holcim (Nicaragua) S.A.

*Description of Properties, Plants and Equipment.* As of December 31, 2014, we leased and operated 1 fixed cement plant with an installed capacity of 0.6 million tons (which includes 0.454 million tons of grinding mill capacity), 8 ready-mix plants, 1 aggregate quarry and 1 distribution center in Nicaragua. Since March 2003, CEMEX Nicaragua has also leased a 100,000 ton milling plant in Managua, which has been used exclusively for pet coke milling.

*Capital Expenditures.* We made capital expenditures of approximately U.S.\$5 million in 2012, U.S.\$5 million in 2013 and U.S.\$21.5 million in 2014 in our operations in Nicaragua. We currently expect to make capital expenditures of approximately U.S.\$10 million in our operations in Nicaragua during 2015.

### ***Our Operations in Puerto Rico***

*Overview.* As of December 31, 2014, we owned 100% of CEMEX de Puerto Rico, Inc., or CEMEX Puerto Rico, our main subsidiary in Puerto Rico.

*Industry.* In 2014, cement consumption in Puerto Rico reached 0.6 million tons according to our estimates.

*Competition.* The cement industry in Puerto Rico in 2014 was comprised of two cement producers: CEMEX Puerto Rico and San Juan Cement Co., an affiliate of Italcementi and Elefante Rojo Inc. (formerly Antilles Cement Co).

*Description of Properties, Plants and Equipment.* As of December 31, 2014, CEMEX Puerto Rico operated one cement plant with an installed cement capacity of approximately 1.2 million tons per year. As of that date, CEMEX Puerto Rico also owned and operated 9 ready-mix concrete plants and 2 land distribution centers. CEMEX Puerto Rico owns an aggregate quarry, which is currently closed.

*Capital Expenditures.* We made capital expenditures of approximately U.S.\$4 million in 2012, U.S.\$4 million in 2013 and U.S.\$9 million in 2014 in our operations in Puerto Rico. We currently expect to make capital expenditures of approximately U.S.\$4 million in our operations in Puerto Rico during 2015.

### ***Our Operations in Guatemala***

*Overview.* As of December 31, 2014, we indirectly owned through CEMEX Latam 100% of CEMEX Guatemala, S.A., our main operating subsidiary in Guatemala. As of December 31, 2014, we owned and operated one cement grinding mill in Guatemala with an installed capacity of 500,000 tons per year. In addition, we also owned and operated two land distribution centers and one clinker dome close to the maritime terminal in the southern part of the country, as well as four ready-mix plants.

*Capital Expenditures.* We made capital expenditures of approximately U.S.\$1 million in 2012, U.S.\$2 million in 2013 and U.S.\$1.2 million in 2014 in Guatemala. We currently expect to make capital expenditures of approximately U.S.\$1.1 million in our operations in Guatemala during 2015.

### ***Our Operations in Other South American and Caribbean Countries***

*Overview.* As of December 31, 2014, we held 100% of Readymix Argentina, S.A., which owns 4 ready-mix concrete plants in Argentina.

We believe that the Caribbean region holds considerable strategic importance because of its geographic location. As of December 31, 2014, we operated a network of 8 marine terminals in the Caribbean region, which facilitated exports from our operations in several countries, including Mexico, the Dominican Republic, Puerto Rico and the United States. Three of our marine terminals are located in the main cities of Haiti, two are in the Bahamas, and one is in Manaus, Brazil. We also have a non-controlling interest in two other terminals, one in Bermuda and the other in the Cayman Islands.

As of December 31, 2014, we had non-controlling positions in Trinidad Cement Limited, with cement operations in Trinidad and Tobago, Barbados and Jamaica, as well as a non-controlling position in Caribbean Cement Company Limited in Jamaica, National Cement Ltd. in the Cayman Islands and Maxcem Bermuda Ltd. in Bermuda. As of December 31, 2014, we also held a 100% interest in CEMEX Jamaica Limited, which operates a calcinated lime plant in Jamaica with a capacity of 120,000 tons per year and a hydrate line with a capacity of 18,000 tons per year. As of December 31, 2014, we also held a non-controlling position in Societe des Ciments Antillais, a company with cement operations in Guadalupe and Martinique.

*Capital Expenditures.* We made capital expenditures in our other operations in South America, Central America and the Caribbean of approximately U.S.\$3 million in 2012, U.S.\$7 million in 2013 and U.S.\$1 million in 2014. We currently expect to make capital expenditures of approximately U.S.\$2 million in our Other operations in South America, Central America and the Caribbean during 2015.

In April 2010, CEMEX announced its plans to contribute up to U.S.\$100 million for a non-controlling interest in a vehicle originally named Blue Rock Cement Holdings S.A. which is now named TRG Blue Rock HBM Holdings S.à.r.l. (“Blue Rock –TRG”) that would invest in the cement and related industries. Depending on funds raised from third-party investors and the availability of financing, Blue Rock—TRG may decide to invest in different assets in the cement industry and/or related industries and/or enter into operating contracts providing for CEMEX’s assistance in the development, building and operation of the invested assets, if any. As of December 31, 2014, different projects are being considered but CEMEX does not have any investment in Blue Rock—TRG. Although we do not anticipate being in a control position to affect the decisions of Blue Rock -TRG’s management, given our investment and industry expertise, we are in discussions with Blue Rock -TRG’s management to enter into an operating contract providing for our assistance in the development, building and operation of the invested assets, if any. Depending on the amount raised from third-party investors and the availability of financing, Blue Rock -TRG’s management may also decide to invest in different assets in the cement industry and/or related industries.

## Asia

For the year ended December 31, 2014, our business in Asia, which includes our operations in the Philippines and the Rest of Asia segment, as described below, represented approximately 5% of our net sales before eliminations resulting from consolidation. As of December 31, 2014, our business in Asia represented approximately 6% of our total installed capacity and approximately 2% of our total assets.

### *Our Operations in the Philippines*

*Overview.* As of December 31, 2014, on a consolidated basis through various subsidiaries, we held 100% of the economic benefits of our two operating subsidiaries in the Philippines, Solid Cement Corporation (“Solid Cement”) and APO Cement Corporation (“APO”). For the year ended December 31, 2014, our operations in the Philippines represented approximately 3% of our net sales before eliminations resulting from consolidation. As of December 31, 2014, our operations in the Philippines represented approximately 2% of our total assets.

*Industry.* According to the Cement Manufacturers’ Association of the Philippines (CEMAP), cement consumption in the Philippine market, which is primarily retail, totaled 21.3 million tons during 2014. Demand for cement in the Philippines increased by approximately 0.1% in 2014 compared to 2013.

As of December 31, 2014, the Philippine cement industry had a total of 17 cement plants, of which 2 grinding plants. Annual installed clinker capacity is at an estimated 22.9 million tons, according to preliminary data of CEMAP.

*Competition.* As of December 31, 2014, our major competitors in the Philippine cement market were Lafarge, Holcim, Taiheiyo, Pacific, Northern, Goodfound, Mabuhay and Eagle.

*Description of Properties, Plants and Equipment.* As of December 31, 2014, our operations in the Philippines included 2 cement plants with an annual installed capacity of 4.5 million tons (and grinding mills with the ability to produce additional 1.2 million tons of cement per year), 4 quarries dedicated to supply raw materials to our cement plants, 25 land distribution centers and 4 marine distribution terminals. We estimate that, as of December 31, 2014, the limestone and clay permitted proven and probable reserves of our operations in the Philippines had an average remaining life of approximately 125 and 22 years, assuming 2010-2014 average annual cement production levels.

*Cement.* For the year ended December 31, 2014, our cement operations represented 99% of net sales for our operations in the Philippines before eliminations resulting from consolidation.

*Capital Expenditures.* We made capital expenditures of approximately U.S.\$19 million in 2012, U.S.\$39 million in 2013 and U.S.\$52 million in 2014 in our operations in the Philippines. We currently expect to make capital expenditures of approximately U.S.\$20 million in our operations in the Philippines during 2015.

## **Rest of Asia**

Our operations in the Rest of Asia, which as of December 31, 2014, consisted primarily of our operations in Thailand, Bangladesh and Malaysia. These operations represented approximately 2% of our net sales in Mexican Peso terms, before eliminations resulting from consolidation, for the year ended December 31, 2014 and less than 1% of our total assets as of December 31, 2014.

### ***Our Operations in Thailand***

*Overview.* As of December 31, 2014, we held, on a consolidated basis, 100% of the economic benefits of CEMEX (Thailand) Co. Ltd., or CEMEX (Thailand), our operating subsidiary in Thailand. As of December 31, 2014, CEMEX (Thailand) owned one cement plant in Thailand, with an annual installed capacity of approximately 1.2 million tons (which includes 0.8 million tons of grinding mill capacity).

*Industry.* According to our estimates, at December 31, 2014, the cement industry in Thailand had a total of 14 cement plants, with an aggregate annual installed capacity of approximately 55 million tons, from which the capacity to produce 10 million tons has been temporarily shut down. We estimate that there are 6 major cement producers in Thailand, four of which represent approximately 98% of installed capacity and 94% of the market.

*Competition.* Our major competitors in Thailand, which have a significantly larger presence than CEMEX (Thailand), are Siam Cement, Holcim, TPI Polene and Italcementi.

*Capital Expenditures.* We made capital expenditures of approximately U.S.\$1 million in 2012, approximately U.S.\$1 million in 2013 and U.S.\$1.0 million in 2014. We currently expect to make capital expenditures of approximately U.S.\$0.8 million in our operations in Thailand during 2015.

### ***Our Operations in Malaysia***

*Overview.* As of December 31, 2014, we held on a consolidated basis 100% of the economic benefits of our operating subsidiaries in Malaysia. We are a leading ready-mix concrete producer in Malaysia, with a significant share in the country's major urban centers. As of December 31, 2014, we operated 13 ready-mix concrete plants, 2 asphalt plants and 2 aggregates quarries in Malaysia.

*Competition.* Our main competitors in the ready-mix concrete and aggregates markets in Malaysia are YTL, Lafarge-Holcim, Heidelberg, Cement Industries of Malaysia (CIMA) and Tasek Concrete.

*Capital Expenditures.* We made capital expenditures of approximately U.S.\$2 million in 2012, U.S.\$2.7 million in 2013 and U.S.\$1.0 million in 2014 in our operations in Malaysia. We currently expect to make capital expenditures of approximately U.S.\$2.0 million in our operations in Malaysia during 2015.

### ***Our Operations in Other Asian Countries***

*Overview.* Since April 2001, we have been operating a grinding mill near Dhaka, Bangladesh. As of December 31, 2014, this mill had a production capacity of 520,000 tons per year. A majority of the supply of clinker for the mill is produced by our operations in the region. In the fourth quarter of 2012, we sold our stake in the company that owned and operated a cement terminal located on the west coast of Taiwan.

In the second quarter of 2013, we agreed to sell our stake in the company that owned and operated ready-mix plants in Qingdao. The transfer of ownership in said company was officially completed in the last quarter of 2013. In the first quarter of 2014, we also agreed to sell our stake in the company that owned the ready-mix plants located in the northern city of Tianjin. The transfer of ownership of our stake in the company owning the ready-mix plants located in Tianjin was completed in the third quarter of 2014.

*Capital Expenditures.* We made capital expenditures of approximately U.S.\$2.3 million in 2012, U.S.\$1.6 million in 2013 and U.S.\$1.2 million in 2014 in our operations in other Asian countries. We currently expect to make capital expenditures of approximately U.S.\$1.0 million in our operations in other Asian countries during 2015.

### **Our Trading Operations**

In 2014, we traded approximately 10.2 million tons of cementitious materials, including 9.5 million tons of cement and clinker. Approximately 7.7 million tons of the traded cement and clinker consisted of exports from our operations in Costa Rica, Croatia, Czech Republic, the Dominican Republic, Germany, Guatemala, Latvia, Mexico, the Philippines, Poland, Puerto Rico, Spain, United Arab Emirates and the United States. The remaining approximately 1.8 million tons were purchased from third parties in countries such as China, Colombia, Honduras, India, Ireland, Jamaica, Japan, South Korea, Spain, the United States and Vietnam. As of December 31, 2014, we had trading activities in over 100 countries. In 2014, we traded approximately 0.7 million tons of granulated blast furnace slag, a non-clinker cementitious material.

Our trading network enables us to maximize the capacity utilization of our facilities worldwide while reducing our exposure to the inherent cyclicality of the cement industry. We are able to distribute excess capacity to regions around the world where there is demand. In addition, our worldwide network of strategically located marine terminals allows us to coordinate maritime logistics on a global basis and minimize transportation expenses. Our trading operations also enable us to explore new markets without significant initial capital expenditure.

Freight rates, which account for a large share of the total import supply cost, have been subject to significant volatility in recent years. Our trading operations, however, have obtained significant savings by contracting maritime transportation in due time and by using our own and chartered fleet, which transported approximately 34% of our cement and clinker traded volume during 2014.

In addition, based on our spare fleet capacity, we provide freight service to third parties, thus providing us with valuable shipping market information and generating additional revenues.



## Our Cement Plants

The following table provides a summary of our cement plants, including location, used capacity and years of operation as of and for the year ended December 31, 2014:

<u>Location</u>	<u>Used Capacity</u>	<u>Years of Operation(1)</u>
Atotonilco, Hidalgo, México . . . . .	1,267	56
Barrientos, Estado de México, México . . . . .	800	70
Ensenada, Baja California, México . . . . .	374	39
Guadalajara, Jalisco, México . . . . .	715	41
CPN, Sonora, México . . . . .	0	34
Hidalgo, Nuevo León, México . . . . .	32	109
Huichapan, Hidalgo, México . . . . .	3,333	30
Mérida, Yucatán, México . . . . .	925	61
Monterrey, Nuevo León, México . . . . .	1,440	95
Tamuín, San Luis Potosí, México . . . . .	1,722	50
Tepeaca, Puebla, México . . . . .	2,957	20
Torreón, Coahuila, México . . . . .	955	48
Valles, San Luis Potosí, México . . . . .	57	49
Yaqui, Sonora, México . . . . .	1,434	25
Zapotiltic, Jalisco, México . . . . .	1,708	47
Balcones, TX, United States . . . . .	2,058	34
Brooksville, FL (North), United States . . . . .	0	39
Brooksville, FL (South), United States . . . . .	1,041	27
Clinchfield, GA, United States . . . . .	584	40
Demopolis, AL, United States . . . . .	691	37
Fairborn, OH, United States . . . . .	586	40
Knoxville, TN, United States . . . . .	608	35
Kosmosdale/Louisville, KY, United States . . . . .	1,214	14
Miami, FL, United States . . . . .	965	56
Lyons, CO, United States . . . . .	323	34
Odessa, TX, United States . . . . .	467	55
Victorville, CA, United States . . . . .	2,555	49
Wampum, PA, United States . . . . .	0	49
Rugby, United Kingdom . . . . .	1,426	15
Ferriby, United Kingdom . . . . .	364	48
Beckum or Kollenbach, Germany . . . . .	476	43
Rudersdorf, Germany . . . . .	2,050	49
Chelm, Poland . . . . .	1,171	54
Rudniki, Poland . . . . .	566	49
Broceni, Latvia . . . . .	1,196	5
Alcanar, Spain . . . . .	431	46
Buñol, Spain . . . . .	459	47
Castillejo, Spain . . . . .	247	103
Lloseta, Spain . . . . .	341	48
Morata, Spain . . . . .	330	82
San Vicente, Spain . . . . .	283	39
Assiut, Egypt . . . . .	5,184	28
Kolovoz, Croatia . . . . .	13	106

<u>Location</u>	<u>Used Capacity</u>	<u>Years of Operation(1)</u>
Juraj, Croatia . . . . .	884	102
Kajo, Croatia . . . . .	409	110
Cúcuta, Colombia . . . . .	312	31
Ibagué, Colombia . . . . .	2,371	22
Colorado, Costa Rica . . . . .	609	35
San Pedro de Macorís, Dominican Republic . . . . .	2,111	24
Calzada Larga, Panama . . . . .	1,037	37
San Rafael del Sur, Nicaragua(2) . . . . .	453	72
Ponce, Puerto Rico . . . . .	372	24
APO, Philippines . . . . .	2,567	17
Solid Cement, Philippines . . . . .	1,570	21
Saraburi, Thailand . . . . .	692	23

(1) Approximate.

(2) Leased.

For the aggregate installed cement production capacity of our cement plants by region, see “Item 4—Information on the Company—Business Overview.”

We have insurance coverage for our cement plants, which we believe is adequate and sufficient, in line with industry practices. However, in some instances our insurance coverage may not be sufficient to cover all of our potential unforeseen losses and liabilities. In addition, our insurance coverage may not cover all the risks to which our cement plants may be exposed. See “Item 3—Key Information—Risk Factors—Risks Related to Our Business—Our insurance coverage may not cover all the risks to which we may be exposed.”

### **Regulatory Matters and Legal Proceedings**

A description of material regulatory matter and legal proceedings affecting us is provided below.

#### **Antitrust Proceedings**

*Polish Antitrust Investigation.* Between May 31, 2006 and June 2, 2006, officers of the Polish Competition and Consumer Protection Office (the “Protection Office”) conducted a search of the office in Warsaw, Poland, of CEMEX Polska, one of our indirect subsidiaries in Poland, and of the offices of other cement producers in Poland. These searches took place as a part of the exploratory investigation that the head of the Protection Office had started on April 26, 2006. On January 2, 2007, CEMEX Polska received a notification from the Protection Office informing it of the formal initiation of an antitrust proceeding against all cement producers in Poland, including CEMEX Polska and another of our indirect subsidiaries in Poland. The notification alleged that there was an agreement between all cement producers in Poland regarding prices and other sales conditions for cement, an agreed division of the market with respect to the sale and production of cement, and the exchange of confidential information, all of which limited competition in the Polish market with respect to the production and sale of cement. On December 9, 2009, the Protection Office delivered to CEMEX Polska its decision against Polish cement producers related to an investigation which covered a period from 1998 to 2006. The decision imposed fines on a number of Polish cement producers, including CEMEX Polska. The fine imposed on CEMEX Polska was approximately Polish Zloty 115.56 million (approximately U.S.\$30.35 million as of March 31, 2015, based on an exchange rate of Polish Zloty 3.8081 to U.S.\$1.00), which is approximately 10% of CEMEX Polska’s total revenue in 2008. CEMEX Polska disagreed with the decision, denied that it committed the

practices alleged by the Protection Office and, therefore, on December 23, 2009, CEMEX Polska filed an appeal before the Polish Court of Competition and Consumer Protection in Warsaw (the “First Instance Court”). After a series of hearings, on December 13, 2013, the First Instance Court issued its judgment in regards with the appeals filed by CEMEX Polska and other cement producers, which were previously combined into a joint appeal. The First Instance Court reduced the penalty imposed on CEMEX Polska to approximately Polish Zloty 93.89 million (approximately U.S.\$24.66 million based on an exchange rate of Polish Zloty 3.8081 to U.S.\$1.00 as of March 31, 2015), which is equal to 8.125% of CEMEX Polska’s revenue in 2008. On May 8, 2014, CEMEX Polska filed an appeal against the First Instance Court judgment before the Appeals Court in Warsaw. The above-mentioned penalty is enforceable until the Appeals Court issues its final judgment. As of March 31, 2015, the accounting provision created in relation with this proceeding was approximately Polish Zloty 92.00 million (approximately U.S.\$24.16 million as of March 31, 2015, based on an exchange rate of Polish Zloty 3.8081 to U.S.\$1.00). As of March 31, 2015, we do not expect this matter would have a material adverse impact on our results of operations, liquidity and financial condition.

*Antitrust Investigations in Europe by the European Commission.* On November 4, 2008, officers of the European Commission, in conjunction with officials of the national competition enforcement authorities, conducted unannounced inspections at our offices in Thorpe, United Kingdom, and Ratingen, Germany. Further to these inspections, on September 22 and 23, 2009, our offices in Madrid, Spain, were also inspected by the European Commission.

In conducting these investigations, the European Commission alleged that we may have participated in anti-competitive agreements and/or concerted practices in breach of Article 101 of the Treaty on the Functioning of the European Union (formerly Article 81 of the EC Treaty) and Article 53 of the European Economic Area (“EEA”) Agreement in the form of restrictions of trade flows in the EEA, including restrictions on imports into the EEA from countries outside the EEA, market sharing, price coordination and connected anticompetitive practices in the cement and related products markets. During 2009 and 2010, we received requests for information and documentation from the European Commission, and we fully cooperated by providing the relevant information and documentation on time.

On December 8, 2010, the European Commission informed us that it decided to initiate formal proceedings with respect to the investigation of the aforementioned anticompetitive practices. These proceedings would affect Austria, Belgium, the Czech Republic, France, Germany, Italy, Luxembourg, the Netherlands, Spain and the United Kingdom. The European Commission indicated that we, as well as seven other companies, would be included in these proceedings. These proceedings may lead to an infringement decision, or if the objections raised by the European Commission are not substantiated, the case might be closed. This initiation of proceedings relieves the competition authorities of the Member States of the European Union of their competence to apply Article 101 of the Treaty on the Functioning of the European Union to the same case. We intend to defend our position vigorously in these proceedings and are fully cooperating and will continue to cooperate with the European Commission in connection with this matter.

On April 1, 2011, the European Commission notified CEMEX, S.A.B. de C.V. of a decision under Article 18(3) of Council Regulation (EC) No 1/2003 of December 16, 2002 on the implementation of the rules on competition set forth in Article 81 of the EC Treaty (current Articles 101 and 102 of the EC Treaty). The European Commission also requested that CEMEX, S.A.B. de C.V. deliver a substantial amount of information and documentation, which we effectively delivered on August 2, 2011, after requesting additional time.

On November 29, 2011, the European Commission notified CEMEX, S.A.B. de C.V. of its decision that if, by December 15, 2011, the European Commission did not receive a confirmation that CEMEX, S.A.B. de C.V.’s reply submitted on August 2, 2011 was complete, accurate and definitive, or if CEMEX, S.A.B. de C.V. did not submit a new reply with the necessary amendments and clarifications, the European Commission would impose a daily fine. On December 15, 2011, we complied with the terms of this decision and submitted a new reply with the amendments and clarifications identified in the revision and audit process performed since August 2, 2011.

On the grounds that the above described decision by the European Commission requesting information and documentation was contrary to several principles of European Union Law, CEMEX, S.A.B. de C.V. and several of its affiliates in Europe filed an appeal before the General Court of the European Union (the “General Court”) for the annulment of such request. In addition, on June 17, 2011, CEMEX, S.A.B. de C.V. and several of its affiliates in Europe requested interim measures to the General Court, asking for the suspension of the information and document request until the appeal was resolved. The President of the General Court rejected the proposal for a suspension without considering the arguments of the main appeal. On December 21, 2011, CEMEX, S.A.B. de C.V. and several of its affiliates in Europe filed their reply to the European Commission’s defense. The European Commission filed its rejoinder on March 27, 2012. A hearing with respect to the proceedings against CEMEX, S.A.B. de C.V. and several of its affiliates in Europe was held on February 6, 2013, and the hearings for all other companies being investigated were held during April 2013. On March 14, 2014, the General Court issued a judgment dismissing the appeal filed by CEMEX, S.A.B. de C.V. and several of its affiliates in Europe and confirming the lawfulness of the request for information sent by the European Commission in all of its aspects. On May 23, 2014, CEMEX, S.A.B. de C.V. and several of its affiliates in Europe filed an appeal against the General Court’s judgment before the European Court of Justice (the “Court of Justice”).

If the alleged infringements investigated by the European Commission are substantiated, significant penalties may be imposed on our subsidiaries operating in such markets. In that case, pursuant to European Union Regulation 1/2003, the European Commission may impose penalties of up to 10% of the total turnover of the relevant companies for the last year preceding the imposition of the fine for which the financial statements have been approved by the shareholders’ meeting of the relevant companies. At this stage of the proceedings, as of March 31, 2015, the European Commission had not yet formulated a Statement of Objections against us and, as a result, the extent of the charges and the alleged infringements are unknown. Moreover, it is not clear which cement related products total turnover would be used as the basis for the determination of the possible penalties. As a consequence, we are not able to assess the likelihood of an adverse result or the amount of the potential fine, but if adversely resolved it may have a material adverse impact on our results of operations, liquidity and financial condition.

*Antitrust Investigation in Spain by the CNMC.* On September 16 and 17, 2014, the Competition Directorate (*Dirección de Competencia*) of the Spanish National Commission of Markets and Competition (*Comisión Nacional de los Mercados y la Competencia*), or CNMC, in the context of an investigation of the Spanish cement, ready-mix concrete and related products industry regarding alleged anticompetitive practices, inspected one of our facilities in Spain. On January 12, 2015, CEMEX España Operaciones, S.L.U., was notified of the initiation by the CNMC of a disciplinary proceeding for alleged prohibited conducts pursuant to Article 1 of the Spanish Competition Law (*Ley 15/2007, de 3 de Julio, de Defensa de la Competencia*). CEMEX España believes that it has not breached any applicable laws. However, as of March 31, 2015, considering the early stage of this matter, we do not have sufficient information to assess the likelihood of the CNMC issuing a decision imposing any penalties or remedies, if any, or if the CNMC issues a decision, the amount of the penalty or the scope of the remedies, if any. However, if the CNMC issues a decision imposing any penalty or remedy, we do not expect that it would have a material adverse impact on our results of operations, liquidity and financial condition.

*Investigation in the United Kingdom.* On January 20, 2012, the UK Commission commenced a Market Investigation, (“MIR”), into the supply or acquisition of cement, ready-mix concrete and aggregates for the period from 2007 to 2011. This referral to the UK Commission was made by the Office of Fair Trading following an investigation by them of the aggregates sector. Those companies and persons invited to participate in the MIR are required by law to comply with certain requests for information and, if necessary, to attend hearings. Our subsidiaries in the United Kingdom were invited to participate in the MIR and fully cooperated. The UK Commission issued its full Provisional Findings Report on May 23, 2013, in which it provisionally found that there was a combination of structural and conduct features that gave rise to an adverse effect on competition in the Great Britain cement markets and an adverse effect on competition as a result of contracts involving certain major producers for the supply of granulated blast furnace slag and for the supply of ground granulated blast furnace slag. The UK Commission has not identified any problems with the markets for aggregates or ready-mix concrete. The

possible remedies the UK Commission listed include, among others, the divestiture of cement production capacity and/or ready-mix concrete plants by one or more of the top three cement producers and the creation of a cement buying group. On October 8, 2013, the UK Commission announced its provisional decision on remedies which not required CEMEX to divest any of its assets in the United Kingdom. On January 14, 2014, the UK Commission published its Final Report which followed the earlier provisional decision in regards any remedies for our subsidiaries in the United Kingdom. The UK Commission made changes to the provisional decision in its Final Report regarding the supply of granulated blast furnace slag and for the supply of ground granulated blast furnace slag by the other major participants in the MIR. As of March 31, 2015, the issuance of the Final Report did not have a material adverse impact on our results of operations, liquidity and financial condition.

*Antitrust Cartel Litigation in Germany.* On August 5, 2005, Cartel Damages Claims, SA (“CDC”), a Belgian company established by two lawyers in the aftermath of the German cement cartel investigation that took place from July 2002 to April 2003 by Germany’s Federal Cartel Office, with the express purpose of purchasing potential damages claims from cement consumers and pursuing those claims against the alleged cartel participants, filed a lawsuit in the District Court in Düsseldorf, Germany (“Düsseldorf District Court”) against CEMEX Deutschland AG and other German cement companies originally claiming €102 million (approximately U.S.\$109.52 million as of January 31, 2015, based on an exchange rate of €0.9313 to U.S.\$1.00), which later increased to €131 million (approximately U.S.\$140.66 million as of March 31, 2015, based on an exchange rate of €0.9313 to U.S.\$1.00), in damages related to alleged price and quota fixing by German cement companies between 1993 and 2002. On February 21, 2007, the Düsseldorf District Court allowed this lawsuit to proceed without going into the merits of this case by issuing an interlocutory judgment. All defendants appealed, but the appeal was dismissed on May 14, 2008.

On a hearing on the merits of this case that was held on March 1, 2012, the Düsseldorf District Court revealed several preliminary considerations on relevant legal questions and allowed the parties to submit their plea and reply on May 21, 2012. After several court hearings, on December 17, 2013 the Düsseldorf District Court issued a decision on closing the first instance. By this decision, all claims brought to court by CDC were dismissed. The court held that the manner in which CDC obtained the claims from 36 cement purchasers was illegal given the limited risk it faced for covering the litigation costs. The acquisition of the claims also breached rules that make the provision of legal advice subject to public authorization. On January 15, 2014, CDC filed an appeal to the Higher Regional Court in Düsseldorf, Germany, and thereafter submitted reasons for their appeal. A court hearing took place on November 12, 2014 and a date for issuing a decision was set for February 18, 2015. On February 18, 2015, the Court of Appeals in Düsseldorf fully rejected CDC’s appeal and maintained the first instance decision. The Court of Appeals in Düsseldorf expressly did not admit a second appeal against this decision which can be challenged by CDC by filing a complaint within one month after service of the written decision. CDC did not file a complaint against the decision and, therefore, as of March 31, 2015, the Court of Appeals decision is final and binding.

*Antitrust Cases in Egypt.* Regarding the separate lawsuits filed by two Egyptian contractors on July 29, 2009 against four cement producers, including ACC, demanding compensation from the four cement producers in the amount of approximately 5 million Egyptian Pounds (approximately U.S.\$656,512.91 as of March 31, 2015, based on an exchange rate of Egyptian Pounds 7.6160 to U.S.\$1.00) from each defendant, ACC was released from one of the claims on May 2010 and the other case was dismissed and all charges against ACC were dropped. The plaintiffs filed their appeal to this ruling before the Court of Cassation and on June 22, 2014, the Court of Cassation dismissed the case.

These cases were the first of their kind in Egypt due to the enactment of the Law on Competition Protection and Prevention of Monopolistic Practices No. 3 in 2005. Even if we prevailed, these claims could in the future have an adverse impact on our results of operations, liquidity and financial condition if they were to become a precedent and create a risk of similar claims being filed and resolved adversely to us in the future.

*Antitrust Case in Florida.* On October 26, 2010, CEMEX, Inc. received an Antitrust Civil Investigative Demand from the Office of the Florida Attorney General, which seeks documents and information in connection

with an antitrust investigation by the Florida Attorney General into the ready-mix concrete industry in Florida. As of March 31, 2015, CEMEX, Inc. has complied with the Office of the Florida Attorney General with respect to the documents and information requested by the civil investigative demand, and it is unclear, as of March 31, 2015, whether any formal proceeding will be initiated by the Office of the Florida Attorney General or, if such proceedings are initiated, if any adverse decision against us resulting from the investigations would be made or if such decision would have a material adverse impact on our results of operations, liquidity and financial condition.

*Antitrust Case in Ohio.* On October 2013, a nonstructural steel manufacturing joint venture in which CEMEX, Inc. has an indirect majority interest, other nonstructural steel manufacturers, and related associations were named as defendants in a lawsuit filed in Ohio State Court alleging a conspiracy among the defendants to adopt sham industry standards with a goal to exclude the plaintiffs' products from the market. The proceedings are in the discovery stage. While we continue to vigorously deny any claims, it is unclear if any adverse decision against the joint venture in this litigation would be made or if such decision would have a material adverse impact on our results of operations, liquidity and financial condition.

*Antitrust Investigation in Colombia.* On September 5, 2013, CEMEX Colombia was notified of Resolution No. 49141 dated August 21, 2013, issued by the Colombian Superintendency of Industry and Commerce (*Superintendencia de Industria y Comercio*), or SIC, pursuant to which the SIC opened an investigation and issued a statement of objections (*pliego de cargos*) against five cement companies and fourteen directors of those companies, including CEMEX Colombia, for alleged anti-competitive practices. On October 7, 2013, CEMEX Colombia answered the statement of objections and submitted evidence.

The investigated parties are accused of allegedly breaching: (i) Article 1 of Law 155 of 1959, which prohibits any kind of practice, procedure or system designed to limit free competition and determining or maintaining unfair prices; (ii) numeral 1 of Article 47 of Decree 2153 of 1992, which prohibits any agreements designed to directly or indirectly fix prices; and (iii) numeral 3 of Article 47 of Decree 2153 of 1992, which prohibits any market sharing agreements between producers or between distributors. Additionally, the fourteen executives, including a former legal representative and the current President of CEMEX Colombia, are being investigated for allegedly breaching paragraph 16 of Article 4 of Decree 2153 of 1992, as amended by Article 26 of Law 1340 of 2009, which provides that the SIC may investigate and sanction any individual who collaborates, facilitates, authorizes, executes or tolerates behavior that violates free competition rules. Although the SIC announced three charges, only two of them were under investigation, namely, price fixing agreements and market sharing agreements.

If the alleged infringements investigated by the SIC are substantiated, aside from any measures that could be ordered to stop the alleged anti-competitive practices, the following penalties may be imposed against CEMEX Colombia pursuant to Law 1340 of 2009: (i) up to 100,000 times the legal monthly minimum wage, which equals approximately 58,950 million Colombian Pesos (approximately U.S.\$22.88 million as of March 31, 2015, based on an exchange rate of 2,576.05 Colombian Pesos to U.S.\$1.00) for each violation and to each company being declared in breach of the competition rules, and (ii) up to 2,000 times the legal monthly minimum wage, which equals approximately 1,179 million Colombian Pesos (approximately U.S.\$457,677.45 as of March 31, 2015, based on an exchange rate of 2,576.05 Colombian Pesos to U.S.\$1.00) against those individuals found responsible of collaborating, facilitating, authorizing, executing or tolerating behavior that violates free competition rules. On December 18, 2014, a hearing regarding this matter took place and the parties involved presented their closing arguments. A non-binding report which contains an analysis of all evidence gathered during the investigation and which could provide a recommendation to impose sanctions or to close the investigation is expected to be issued by the Superintendent Delegate for Competition Protection for the benefit of the SIC's Superintendent of Industry and Commerce. As of March 31, 2015, this non-binding report has not been issued. Once the non-binding report is issued, the investigated parties will have twenty business days to file their final arguments against it. A decision by the SIC on this matter is expected during the remainder of 2015. If the SIC decides to impose a sanction against CEMEX Colombia, we have the possibility of filing several recourses that are available to us, including a reconsideration request before the SIC and, if the reconsideration

request does not succeed, challenging the validity of the SIC's decision before the Colombian Administrative Courts, which could take more than six years in order to have a final decision. At this stage of the investigations, as of March 31, 2015, we are not able to assess the likelihood of the SIC imposing any measures and/or penalties against CEMEX Colombia, but if any penalties are imposed, as we do not expect such penalties would be for the maximum amounts permitted by applicable laws and because there are recourses available to us that would take a considerable amount of time to get resolved, we do not expect this matter to have a material adverse impact on our results of operations, liquidity and financial condition.

## **Environmental Matters**

In the ordinary course of business, we are subject to a broad range of environmental laws and regulations in each of the jurisdictions in which we operate. These laws and regulations impose increasingly stringent environmental protection standards regarding, among other things, air emissions, wastewater discharges, the use and handling of hazardous waste or materials, waste disposal practices and the remediation of environmental damage or contamination. These laws and regulations expose us to the risk of substantial environmental costs and liabilities, including liabilities associated with divested assets and past activities and, in some cases, the acts and omissions of the previous owners or operators of a property or facility. Furthermore, in some jurisdictions, certain environmental laws and regulations impose liability without regard to fault or the legality of the original activity at the time of the actions giving rise to liability.

To prevent, control and remediate environmental problems and maintain compliance with regulatory requirements, in line with our global initiatives on environmental management, we maintain an environmental policy designed to monitor and control environmental matters. Our environmental policies require that each of our subsidiaries respect and comply with local laws and meet our own internal standards to minimize the use of non-renewable resources and the generation of hazardous and other wastes. We use processes that are designed to reduce the impact of our operations on the environment throughout all the production stages in all our operations worldwide. In addition, during 2012 we started the implementation of a global Environmental Management System (EMS) at our operating sites that provides a framework to facilitate the consistent and systematic implementation of practical, risk-based environmental management at all sites. As of March 31, 2015, we expect to finish the implementation of the EMS at all of our operating sites by 2015. It will be used to support sites and businesses across CEMEX globally to document, maintain and continuously improve our environmental performance. We believe that, as of March 31, 2015, a substantial part of our operations already comply with all material environmental laws applicable to us, as all our cement plants already have some kind of EMS (most of which are ISO 14000 certified), with the remaining implementation efforts directed mainly on our aggregates and ready-mix plants.

We regularly incur capital expenditures that have an environmental component or that are impacted by environmental regulations. However, we do not keep separate accounts for such mixed capital and environmental expenditures. Environmental expenditures that extend the life, increase the capacity, improve the safety or efficiency of assets or are incurred to mitigate or prevent future environmental contamination may be capitalized. Other environmental costs are expensed when incurred. For the years ended December 31, 2012, 2013 and 2014, our sustainability capital expenditures (including our environmental expenditures and investments in alternative fuels and cementitious materials) were approximately U.S.\$139 million, approximately U.S.\$95 million and approximately U.S.\$85.1 million, respectively. Our environmental expenditures may materially increase in the future.

The following is a discussion of environmental regulations and related matters in our major markets.

*Mexico.* We were one of the first industrial groups in Mexico to sign an agreement with the Mexican Ministry of Environment and Natural Resources (*Secretaría del Medio Ambiente y Recursos Naturales*), or SEMARNAT, to carry out voluntary environmental audits in our 15 Mexican cement plants under a government-run program. In 2001, the Mexican Environmental Protection Agency (*Procuraduría Federal de Protección al Ambiente*), or PROFEPA, which is part of SEMARNAT, completed the audit of our cement plants and awarded each of them a Clean Industry Certificate (*Certificado de Industria Limpia*) certifying that our cement plants are in full compliance with applicable environmental laws. The Clean Industry Certificates are subject to renewal

every two years. As of March 31, 2015, our operating cement plants had Clean Industry Certificates or were in the process of renewing them. We expect the renewal of all currently expired Clean Industry Certificates.

For over a decade, the technology for recycling used tires into an energy source has been employed in our plants located in Ensenada and Huichapan. By the end of 2006, all our cement plants in Mexico were using tires as an alternative fuel. Municipal collection centers in the cities of Tijuana, Mexicali, Ensenada, Mexico City, Reynosa, Nuevo Laredo and Guadalajara currently enable us to recycle an estimated 10,000 tons of tires per year. Overall, approximately 16.33% of the total fuel used in our operating cement plants in Mexico during 2014 was comprised of alternative fuels.

Between 1999 and March 31, 2015, our operations in Mexico have invested approximately U.S.\$104.26 million in the acquisition of environmental protection equipment and the implementation of the ISO 14001:2004 environmental management standards of the International Organization for Standardization (“ISO”). The audit to obtain the renewal of the ISO 14001:2004 certification took place during the first quarter of 2015 and our operating cement plants in Mexico obtained the renewal of the ISO 14001:2004 certification for environmental management systems which is valid for a three year period.

On June 6, 2012 the General Law on Climate Change (*Ley General de Cambio Climático*), or the Climate Change Law, was published in the Mexican Official Gazette. The Climate Change Law establishes a legal framework to regulate policies for climate change mitigation and adaptation. Many important provisions require the development of secondary legislation, and depend on the publication of subsequent implementing regulations, which were expected to take place within the twelve months following the publication of the Climate Change Law. Because secondary legislation has not yet been developed and corresponding regulations have not yet been implemented, at this stage, as of March 31, 2015, we do not have sufficient information to determine whether or not the measures that may be taken by the Mexican federal government in connection with the Climate Change Law will have a material impact on our business or operations. For instance, the Climate Change Law provides for the elaboration of a registry of the emissions that are generated by fixed sources. However, the detailed guidelines for reporting, including the scope and methodologies for calculation, will be developed by implementing regulations yet to be developed. Companies that are required to report their emissions and fail to do so or that report false information will be fined. We do not expect any negative impact from this development as we already report our direct and indirect carbon dioxide emissions to SEMARNAT under a voluntary scheme. The Climate Change Law also allows for the establishment of specific greenhouse gas reduction targets in accordance with the respective contribution of each economic sector to the national greenhouse gas emissions. We cannot estimate at this time the impact, if any, that any measures related to this may have upon our operations in Mexico. Although the Climate Change Law does not establish a program for emissions trading, it does vest on the Mexican federal government the power to create, authorize and regulate such a scheme, which may be voluntary or binding. We are closely observing the development of implementing regulations and cannot estimate at this time the impact, if any, that any measures related to this may have upon our operations in Mexico. A Special Tax on Production and Services (*Impuesto Especial Sobre Producción y Servicios*) on the sale of fossil fuels was included in the tax reform that became effective on January 1, 2014. Starting January 1, 2014, petroleum coke, a primary fuel widely used in our kilns in Mexico has been taxed at a rate of Mexican Ps15.60 (approximately U.S.\$1.02 as of March 31, 2015, based on an exchange rate of Mexican Ps15.27 to U.S.\$1.00) per ton.

On August 12, 2014, a package of energy reform legislation became law in Mexico. The newly enacted energy reform legislation, which includes nine new laws, as well as amendments to existing laws, implements the December 2013 constitutional energy reform and establishes a new legal framework for Mexico’s energy industry. One of the new laws that was enacted is the new Electric Industry Law (*Ley de la Industria Eléctrica*), or the Electric Industry Law, which establishes a legal framework for electricity-related activities in Mexico, which has the effect of structurally changing the national electric industry. On October 31, 2014, certain rules and regulations related to the energy reform legislation, including the regulations of the Electric Industry Law, were published. As part of the Electric Industry Law, a system for tradable clean energy certificates was created and certain clean energy procurement obligations were imposed on consumers. On March 31, 2015, the clean energy procurement obligation for 2018 was announced at 5%, and this requirement is expected to increase in



subsequent years. CEMEX's operations in Mexico have ongoing commitments to procure power from renewable projects operating under the "self-supply" framework of the former Electric Energy Public Service Law, and the energy supplied under these contracts is exempted from the clean energy obligation. Nonetheless, starting in 2018, we may still be required to acquire clean energy certificates to comply with the clean energy obligations for the fraction of energy supply that does not come from clean generators. At this stage, as of March 31, 2015, we do not have sufficient information to determine whether or not the energy reform legislation, and in particular the Electric Industry Law, will have a material impact on our business or operations.

*United States.* Our operating subsidiaries in the United States are subject to a wide range of U.S. federal, state and local laws, regulations and ordinances dealing with the protection of human health and the environment that are strictly enforced and can lead to significant monetary penalties for noncompliance. These laws and regulations expose us to the risk of substantial environmental costs and liabilities, including liabilities associated with divested assets and past activities and, in some cases, the acts and omissions of the previous owners or operators of a property or facility. These laws regulate, among other things, water discharges, noise, and air emissions, including dust, as well as the handling, use and disposal of hazardous and non-hazardous waste materials. Certain laws also create a shared liability scheme under which parties are held responsible for the cost of cleaning up releases to the environment of designated hazardous substances. We therefore may have to conduct environmental remediation associated with the disposal or release of hazardous substances at our various operating facilities, or at sites in the United States to which we sent hazardous waste for disposal. We believe that our current procedures and practices for handling and managing materials are generally consistent with industry standards and legal and regulatory requirements, and that we take appropriate precautions to protect employees and others from harmful exposure to hazardous materials.

As of March 31, 2015, CEMEX, Inc. and its subsidiaries had accrued liabilities specifically relating to environmental matters in the aggregate amount of approximately U.S.\$29.92 million. The environmental matters relate to (i) the disposal of various materials, in accordance with past industry practice, that might be categorized as hazardous substances or wastes, and (ii) the cleanup of hazardous substances or wastes at sites used or operated by CEMEX, Inc. and its subsidiaries including discontinued operations, either individually or jointly with other parties. Most of the proceedings are in the preliminary stages, and a final resolution might take several years. For purposes of recording the provision, CEMEX, Inc. and its subsidiaries consider that it is probable that a liability has been incurred and the amount of the liability is reasonably estimable, whether or not claims have been asserted, and without giving effect to any possible future recoveries. Based on information developed to date, CEMEX, Inc. does not believe it will be required to spend significant sums on these matters, in excess of the amounts previously recorded. The ultimate cost that might be incurred to resolve these environmental issues cannot be assured until all environmental studies, investigations, remediation work, and negotiations with, or litigation against, potential sources of recovery have been completed.

In 2007, the EPA launched a CAA enforcement initiative against the U.S. cement industry. The primary goal of the initiative is to assess the industry's historic compliance with the CAA's New Source Review program and to reduce emissions from the industry through the installation of add-on controls. CEMEX has actively engaged with the EPA on its investigations, which involve multiple CEMEX facilities, and has entered into three settlements involving a total of U.S.\$4.4 million in civil penalties and a commitment to incur certain capital expenditures for pollution control equipment at its Victorville, California, Fairborn, Ohio and Lyons, Colorado plants. Although some of these proceedings are still in the initial stages, based on our past experience with such matters and currently available information, as of March 31, 2015, we believe that such cases will not have a material adverse impact on our results of operations, liquidity and financial condition.

In 2002, CEMEX Construction Materials Florida, LLC (formerly Rinker Materials of Florida, Inc.) ("CEMEX Florida"), a subsidiary of CEMEX, Inc., was granted a federal quarry permit and was the beneficiary of another federal quarry permit for the Lake Belt area in South Florida. The permit held by CEMEX Florida covered CEMEX Florida's SCL and FEC quarries. CEMEX Florida's Kendall Krome quarry is operated under the permit of which it was a beneficiary. The FEC quarry is the largest of CEMEX Florida's quarries measured by volume of aggregates mined and sold. CEMEX Florida's Miami cement mill is located at the SCL quarry and

is supplied by that quarry, while the FEC and Kendall Krome quarries have supplied aggregates to CEMEX and third-party users. In response to litigation brought by environmental groups concerning the manner in which the federal quarry permits were granted, in January 2009, the U.S. District Court for the Southern District of Florida ordered the withdrawal of the federal quarry permits for CEMEX Florida's SCL, FEC and Kendall Krome quarries. The judge ruled that there were deficiencies in the procedures and analysis undertaken by the Army Corps of Engineers ("Corps") in connection with the issuance of the permits. Upon appeal, on January 21, 2010, the Eleventh Circuit Court of Appeals affirmed the district court's ruling withdrawing the federal quarry permits for the three CEMEX Florida quarries as well as other third-party federal quarry permits subject to the litigation. On January 29, 2010, the Corps completed a multi-year review commenced as a result of this litigation and issued a Record of Decision (ROD) supporting the issuance of new federal quarry permits for the FEC and SCL quarries. Excavation of new aggregates was stopped at the FEC and SCL quarries from January 20, 2009 until new permits were issued. The FEC permit was issued on February 3, 2010, and the SCL permit on February 18, 2010. The ROD also indicated that a number of potential environmental impacts must be addressed at the wetlands located at the Kendall Krome site before a new federal quarry permit may be issued for mining at that quarry. It is unclear how long it will take to fully address the Corps' concerns regarding mining in the Kendall Krome wetlands. While no new aggregates will be quarried from wetland areas at Kendall Krome pending the resolution of the potential environmental issues, the FEC and SCL quarries will continue to operate. If CEMEX Florida is unable to maintain the new Lake Belt permits, CEMEX Florida would need to source aggregates, to the extent available, from other locations in Florida or import aggregates. This would likely affect operating income from our Florida operations. Any adverse impacts on the Florida economy arising from the cessation or significant restriction of quarrying operations in the Lake Belt area could also have a material adverse impact on our results of operations, liquidity and financial condition.

In June 2010, EPA proposed regulating Coal Combustion Residuals ("CCRs") generated by electric utilities and independent power producers as a hazardous or special waste under the Resource Conservation and Recovery Act. CEMEX uses CCRs as a raw material in the cement manufacturing process, as well as a supplemental cementitious material in some of our ready-mix concrete products. On December 19, 2014, the EPA issued a final rule on the regulation of CCRs (the "Final Rule"). As of March 31, 2015, we believe that the effects of the Final Rule should not have a material impact on us.

We are subject to a number of federal and state laws and regulations addressing climate change. On the federal side, EPA has promulgated a series of regulations pertaining to emissions of GHGs from industrial sources. EPA issued the Mandatory Reporting of GHGs Rule, effective December 29, 2009, which requires certain covered sectors, including cement manufacturing, with GHG emissions above an established threshold to inventory and report their GHG emissions annually on a facility-by-facility basis. In 2010, EPA issued a final rule that establishes GHG thresholds for the New Source Review Prevention of Significant Deterioration ("PSD") and Title V Operating Permit programs. The rule "tailors" the requirements of these CAA permitting programs to limit which facilities will be required to obtain PSD and Title V permits for GHG emissions. Cement production facilities are included within the categories of facilities required to obtain permits, provided that their GHG emissions exceed the thresholds in the tailoring rule. The PSD program requires new major sources of regulated pollutants and major modifications at existing major sources to secure pre-construction permits, that establish, among other things, limits on pollutants based on Best Available Control Technology ("BACT"). According to EPA's rules, stationary sources, such as cement manufacturing, which are already regulated under the PSD program for non-GHG pollutants, need to apply for a PSD permit for any GHG emissions increases above 75,000 tons/year of carbon dioxide equivalent ("CO<sub>2</sub>E"). Therefore, new cement plants and existing plants undergoing modification which are major sources for non-GHG pollutants regulated under the CAA need to acquire a PSD permit for construction or modification activities that increase CO<sub>2</sub>E by 75,000 or more tons/year, and would have to determine and install BACT controls for those emissions. Furthermore, any new source that emits 100,000 tons/year of CO<sub>2</sub>E or any existing source that emits 100,000 tons/year of CO<sub>2</sub>E and undergoes modifications that would emit 75,000 tons/year of CO<sub>2</sub>E, must comply with PSD obligations. Complying with these PSD permitting requirements can involve significant costs and delay. The costs of future GHG-related regulation of our facilities through these efforts or others could have a material economic impact on our U.S. operations and the U.S. cement manufacturing industry.

With respect to state efforts to address climate change, in 2006, the State of California adopted the Global Warming Solutions Act (Assembly Bill 32 or “AB32”) setting into law a goal to reduce the State’s carbon dioxide emissions to 1990 levels by 2020. As part of the measures derived from AB32, the California Air Resources Board (“CARB”) developed a cap-and-trade program, enforced from 2013, that covers most industrial sources of greenhouse gas emissions in the State, including cement production facilities. The program involves allocating a number of allowances free of charge to covered installations, which must subsequently surrender back to the regulator a number of allowances or qualified offset credits matching their verified emissions during the compliance period. Based on the free allowances received for the first compliance period (2013-2014), we expect that our Victorville cement plant will have enough free allowances to meet all of its compliance obligations for that period without a material impact on its operating costs. Furthermore, we are actively pursuing initiatives to substitute lower carbon fuels for fossil fuels, improve our energy efficiency and utilize renewable power in an effort to economically reduce our direct and indirect GHG emission intensities. However, even with these ongoing efforts and the expected distribution of free allowances, we cannot assure you that the overall costs of complying with a cap-and-trade program will not have a material impact on our operations in California.

In 2007, CARB approved a regulation that requires California equipment owners/operators to reduce diesel particulate and nitrogen oxide emissions from in-use off-road diesel equipment and to meet progressively more restrictive emission targets. In 2008, CARB approved a similar regulation for in-use on-road diesel equipment. The emission targets requires us to retrofit our California-based equipment with diesel emission control devices or replace equipment with new engine technology in accordance with certain deadlines. As of March 31, 2015, compliance with the CARB regulations has resulted in equipment related expenses or capital investments, including overhauling engines and purchases of new equipment directly related to the CARB regulations, in excess of U.S.\$30.7 million. We may continue to incur substantial expenditures to comply with these requirements.

#### *Europe.*

##### *General overview of EU industrial regulation*

In the European Union, the cement sector is subject to a range of environmental laws at EU and national Member State levels. These laws can be very broadly categorized as (1) primary and direct controls placed upon their main operational activities and (2) more general legal regimes which protect different aspects of the environment across many sectors.

The primary examples of the first kind of control are the various laws governing the specific operational activities of the sector, through stringent permitting and emissions controls, which are dealt with in the main sub-section below. Examples of the second, more general, legal controls are the EU Water Framework Directive (2000/60/EC) and the EU Waste Framework Directive (2008/98/EC) which impose various obligations in relation to protection of the surface and underground water environments and the recovery, disposal and overall management of waste. In practice, the applicable substance of even these more general laws tends to filter through to the industry via the direct route of the permitting emissions control systems. However, it is important to recognize that in the EU the sector is subject to a complex web of different environmental protection laws and standards.

The EU legal system also operates in a way different to federal systems. The EU legal regime is what is referred to as ‘supra-national’ law. It sits ‘above’ the legal systems of the different Member States, which retain their independence subject to tight oversight from the EU institutions, especially the Court of Justice, the European Commission, and the European Parliament. As such, EU law operates (in its many fields of application, including industrial regulation) in order to ‘control’ and authoritatively interpret the legislation and implementation of law (EU and domestic) in those Member States. One of the key manifestations of this ‘supra-national control’ are the inter-related doctrines of the supremacy of EU law and of conforming interpretation. Essentially, where an area of legal control in a Member State has its origin in an EU Directive, then the Member States must transpose the Directive fully and effectively into their domestic law and every organ of the Member State, including its regulators and its Courts, must interpret (and if necessary change) domestic law in order to conform with the objectives and the letter of the relevant EU Directive. This is of relevance to the cement sector since almost every aspect of its environmental regulation has its origins in EU legislation.

### *EU Industrial Permits and Emissions Controls*

In the European Union, the primary legal environmental controls applied to cement plants have been those EU Directives which control operational activities and emissions from those activities. Until recently, these controls were primarily derived from two EU Directives: (1) the so-called “IPPC Directives” and (2) the Incineration Directive (as defined below). On January 6, 2011, the Industrial Emissions Directive (2010/75/EU) (“IED”) came into force. The IED recasts seven pieces of existing legislation into a single coherent legislative instrument, including the IPPC Directives and the Incineration Directive, both of which it repeals. With some exceptions, the IED retains the essential substance of the earlier Directives.

The primary EU legislative control over the sector (until the transition between 2010-2014 of the 2010 Directive) was the Directive on Integrated Pollution Prevention and Control (2008/1/EC) (“IPPC Directive”). The 2008 version of this Directive was in fact an update and consolidation of an earlier Directive first promulgated in 1996. Since 1996, these IPPC Directives have adopted an integrated approach to regulation of various sectors of industrial plant, including cement, by taking into account and controlling/regulating the whole environmental performance of the plant. They required cement works to have a permit which, until recently in England and still in some other states, continues to be referred to as an “IPPC Permit”. These permits contain emission limit values and other conditions based on the application of (what was in 1996) a new legal and technical concept called “best available techniques” (“BAT”).

The concept of BAT is central to the system, and effectively imposes a legal obligation on plant operators to use and apply the best available techniques (as they develop from time to time) in order to prevent or, where this was not practicable, minimize emissions of pollutants likely to be emitted in significant quantities from the plant to air, water or land. Emission limit values, parameters or equivalent technical measures must be based on the best available techniques, without prescribing the use of one specific technique or technology and taking into consideration the technical characteristics of the installation concerned, its geographical location and local environmental conditions. In all cases the permit conditions must ensure a high level of protection for the environment as a whole.

Permit conditions also had to address energy efficiency, waste minimization, prevention of accidental emissions and site restoration. To assist the permitting authorities and companies in determining the BAT, the European Commission organized an exchange of information between experts from the member states, industry and environmental organizations. This resulted in the adoption and publication by the European Commission of BAT Reference Documents (“BREFs”) for the industry sectors covered by the IPPC Directive. A key element of the BREFs were the conclusions on BAT (“BAT conclusions”) which were used as a reference for setting permit conditions. All of these IPPC Directive requirements have been followed through (and in some respects tightened) by the IED.

The second earlier Directive, which was applied in direct control of cement operations, was the EU Waste Incineration Directive (2000/76/EC) (“Incineration Directive”) which regulated those parts of the cement operation that used recovered waste materials as substitute fuels in cement kilns. Its aim was to prevent or limit, as far as practicable, negative effects on the environment, in particular pollution by emissions in air, soil, surface water and groundwater and the resulting risks to human health, from incineration and co-incineration plants. Cement and lime kilns as a primary or secondary source of fuel fall within the definition of “co-incineration plants”. The Incineration Directive sought to achieve its aim by setting and maintaining stringent operational conditions and technical requirements, as well as emission limit values for a range of pollutants including dust, nitrogen oxides, sulfur dioxide, hydrogen chloride, heavy metals and dioxins. Again, the essential substance of the Incineration Directive has been followed through into the IED.

On January 6, 2011, the IED came into force. The IED has applied to new industrial installations since January 7, 2013 and to existing industrial installations (other than large combustion plants) since January 7, 2014. Under the IED, operators of industrial installations, including cement plants, are required to obtain an integrated permit from the relevant permitting authority in the member states. As with the IPPC Directive, permit conditions, including emission limit values, must be based on BAT and a total of 35 BREFs are being rewritten or revised for the

IED. However, there is an important difference between the IPPC Directive and the IED. Under the IPPC Directive, the BREFs were considered as guidance only. This is not the case under the IED. Where BAT conclusions specify emission levels, permitting authorities are required to set emission limit values that do not exceed these levels. They may derogate from this requirement only where the costs associated with the achievement of the emission levels associated with the BAT disproportionately outweigh the environmental benefits due to the geographical location, the local environmental conditions or the technical characteristics of the installation concerned. The permitting authorities must document the reasons for the derogation from the emission limit values in the permit, including the result of the cost-benefit assessment. In April 2013, the European Commission published new BAT conclusions under the IED for Production of Cement, Lime and Magnesium Oxide, together with specific emission levels. It is the European Commission Decision No. 2013/163/EU that established the best available techniques (BAT) conclusions under Directive 2010/75/EU of the European Parliament and of the Council on industrial emissions for the production of cement, lime and magnesium oxide. This document sets out an extensive list of technical requirements for most aspects of the cement manufacture process in the EU, with a view to prevention and minimization of all polluting emissions. While it is too early to assess what impact the IED will have on our operations, it is reasonable to assume that there will be an impact given the change in regulatory approach heralded by the legislation and the fact that it will be key to the permitting of the cement industry in the EU.

#### *EU Emissions Trading*

In 1997, as part of the United Nations Framework Convention on Climate Change, the Kyoto Protocol was adopted to limit and reduce GHG emissions. The Kyoto Protocol set legally binding emission reduction targets for 37 industrialized countries and the European Union. Under the Kyoto Protocol, industrialized countries agreed to reduce their collective GHG emissions by 5% against 1990 levels over the five year period 2008-2012 (“first commitment period”); future mandatory targets were expected to be established for commitment periods after 2012. To compensate for the sting of binding targets, the Kyoto Protocol allows three “flexibility” mechanisms to be used by parties in meeting their emission limitation commitments: the CDM, Joint Implementation (“JI”) and International Emissions Trading.

In 2012, at the UN Climate Change Conference in Doha, Qatar, the Doha Amendment to the Kyoto Protocol was adopted. Certain parties, including the UK and the European Union, committed to reduce GHG emissions by at least 18% below 1990 levels in the eight year period from 2013 to 2020 (“second commitment period”).

Our operations in the United Kingdom, Spain, Germany, Latvia, Poland, Croatia (since 2013) and Czech Republic, are subject to binding caps on CO<sub>2</sub> emissions imposed pursuant to the European Union’s emissions trading system (“ETS”) that was established by Directive 2003/87/EC to implement the Kyoto Protocol. Under the ETS, a cap or limit is set on the total amount of CO<sub>2</sub> emissions that can be emitted by the power plants, energy-intensive installations (including cement plants) and commercial airlines that are covered by the system. The cap is reduced over time, so that the total amount of emissions will decrease. Within the cap, companies receive or buy emission allowances. These allowances are tradable so as to enable companies that manage to reduce their emissions to sell their excess allowances to companies that are not reaching their emissions objectives. After each year, a company must surrender enough carbon allowances to cover all its emissions. Failure to meet the emissions caps is subject to significant monetary penalties.

In addition to carbon allowances, the ETS also allows the use of Kyoto Protocol units: the Emission Reduction Unit, representing a metric ton of carbon saved by a project under the JI mechanism, and the Certified Emission Reduction unit under the CDM. The ETS recognizes these units as equivalent to its carbon allowances and allows them to be used by companies for compliance up to a certain limit to offset their carbon emissions in the EU. We have registered 19 CDM projects; in total, these projects have the potential to reduce almost 2.44 million tons of CO<sub>2</sub>-E emissions per year. Croatia, as a new entrant, has a right to use only 4.5% of its verified carbon emissions in relation to other EU ETS members which have a right to use 11% of their verified carbon emissions.

The ETS consists of three trading phases: Phase I which lasted from January 1, 2005 to December 31, 2007, Phase II, which lasted from January 1, 2008 to December 31, 2012, and was intended to meet commitments

under the Kyoto first commitment period, and Phase III which commenced on January 1, 2013 and will end on December 31, 2020. For Phase III of the ETS there is also a cap on nitrous oxide and perfluorocarbons (PFC) emissions. Prior to the commencement of each of ETS Phases I and II, each member state was responsible for publishing its National Allocation Plan (“NAP”), a document which sets out a national cap on the total amount of carbon emissions by all installations during each relevant trading phase and the methodology by which the cap would be allocated to the different sectors in the ETS and their respective installations. Each member state’s cap contributed to an overall EU cap on emissions, where one carbon allowance must be surrendered to account for 1 metric ton of carbon emitted. The carbon allowances were mostly distributed for free by each member state to its ETS installations, although some member states also used a fraction of their material cap for auctioning, mainly to power generators. Under ETS Phase III, however, the system of NAPs has been replaced by a single EU-wide, top-down, cap on CO<sub>2</sub> emissions, with allocation for all installations made according to harmonized EU rules and set out in each member state’s National Implementation Measures (“NIM”). Additional restrictions have been introduced on the extent to which Kyoto Protocol units can be used to offset EU carbon emissions, and auctioning, not free allocation, has become the default method for distributing allowances. For those allowances that are still given away free, as discussed below, harmonized rules apply based on EU-wide benchmarks of emissions performance.

EU policymakers see the free allocation of allowances as a principle way to reduce the risk of carbon leakage—that is, the risk that energy-intensive industries, facing higher costs because of the ETS, will move their facilities beyond the EU’s borders to countries that do not have climate change controls, thus resulting in a leakage of CO<sub>2</sub> emissions without any environmental benefits. In 2009, a list of ETS sectors deemed to be at significant risk of carbon leakage was formally adopted by the European Commission, following agreement by member states and the European Parliament. The list which was valid from 2010 to 2014 included the cement production sector, on the basis that the additional costs imposed by the ETS would lead to a 30% or more increase in production costs as a proportion of the “gross value added.” A decision on the list of sectors deemed to be at significant risk of carbon leakage for the period 2015-2019 was adopted by the European Commission on October 29, 2014 and the cement production sector resulted selected again. Sectors classified as deemed to be at significant risk of carbon leakage will continue to receive 100% of their benchmark allocation of allowances free of charge during Phase III, adjusted by a cross-sectoral correction factor that is being applied uniformly upon all participating facilities in Europe in order to reduce the amount of free allocation that each installation so that the total sum does not exceed the authorized EU-wide cap for free allocation. By contrast, sectors that are not considered at risk of carbon leakage received 80% of their benchmark allowances for free in 2013, declining to 30% by 2020.

On April 27, 2011, the European Commission adopted Decision 2011/278/EU that states the rules, including the benchmarks of greenhouse gas emissions performance, to be used by the Member States in calculating the number of allowances to be annually allocated for free to industrial sectors (such as cement) that are deemed to be exposed to the risk of “carbon leakage.” The number of allowances to be allocated to installations for free will be based on a combination of historic activity levels at that installation and an EU benchmark of carbon efficiency for the production of a particular product—for example, clinker. An installation’s historic activity level is calculated by taking the median of its annual production levels during the baseline period, either 2005 to 2008 or, where historic activity levels are higher, 2009/10. The product benchmark is based on the average carbon emissions of the top 10% most “carbon efficient” EU installations for a particular product during 2007/8, where carbon efficiency is measured by carbon intensity or carbon emission per metric ton of product. Preliminary allocation calculations based on the rules were carried out by each Member State and included in a NIM table which was sent for scrutiny to the European Commission. On September 5, 2013, the European Commission adopted Decision 2013/448/EU which approved the NIMs submitted by most Member States and by which the figures for the annual cross-sectoral correction factor were determined for the period 2013-2020. According to this Decision, the free allocation to each installation is to be adjusted by a cross-sectoral correction factor laid down in the Decision which will vary each year, as foreseen by the ETS legislation. This is to ensure that the total amount handed out for free does not exceed a maximum set in the ETS Directive. The application of this cross-sectoral correction factor results in an important decrease in the quantity of allowances that our ETS-participant operations expect to receive for free in the 2013-2020 period.

On February 26, 2014, the European Commission adopted a Decision on national allocation allowances for the last group of Member States including Croatia, which was granted 5.56 million of free allowances. Thereafter, a regularly updated allocation table showing the number of allowances that have been allocated per Member State will be published on the European Commission's website. Based on the European Commission approved NIMs that have been published in the first quarter of 2014, we expect that the aggregate amount of allowances that will be annually allocated for free to CEMEX in Phase III of the ETS will be sufficient to operate. However, this has always been based on the assumption that the cement industry continues to be considered at significant risk of carbon leakage for the period 2015-2019 following the summer/fall 2014 review of the qualifying industries by the European Commission. A determination that the cement industry should no longer be regarded as at significant risk of carbon leakage could have a material impact on our operations and our results of operations, liquidity and financial condition.

However, on October 27, 2014, the European Commission issued Decision Number 2014/746/EU determining, pursuant to Directive 2003/87/EC of the European Parliament and of the Council, a list of sectors and subsectors which are deemed to be exposed to a significant risk of carbon leakage, for the period 2015 to 2019. The Commission assessed 245 industrial sectors and 24 subsectors classified under the 'Mining and quarrying' and 'Manufacturing' divisions of the NACE classification. The sectors and subsectors listed in point 1 of the Annex to the Decision are deemed to meet the relevant criteria and deemed as exposed to a significant risk of carbon leakage. This list includes NACE Codes 2351 "Manufacture of Cement" and 2352 "Manufacture of Lime and Plaster". This Decision took effect on January 1, 2015.

An installation can only receive its full allocation of free allowances if it is deemed to have not partially ceased under the "partial cessation rule" of the ETS. Partial cessation applies where a sub-installation which contributes at least 30% of the installation's final annual amount of emissions allocated, or contributes to more than 50,000 allowances, reduces its activity level by at least 50% of its historic activity levels. If activity levels are reduced to between 50% and 75% of the historic activity level, the amount of free carbon allowances the sub-installation will receive will reduce by half in the following year; if activity levels are reduced by 75% to 90% compared to historic activity levels, the amount of free carbon allowances the sub-installation will receive will reduce by 75% in the following year; and if activity levels are reduced by 90% or more compared to historic activity levels, no allowances shall be allocated free of charge the following year in respect of the sub-installation concerned. This represents a change from ETS Phase II, in which the rules for partial cessation were defined by each member state's NAP and often did not result in any reduction in the level of free allocation, but an installation was no longer entitled to a free allocation from the following year if it had permanently ceased operating. The new rules are therefore more stringent, and to the extent that they result in our plants foregoing free carbon allowances, they could represent a significant loss of revenue to us, since carbon allowances are also tradable.

After a favorable verdict in the case that the Republic of Latvia brought before the General Court against the European Commission's rejection of the initial version of the Latvian NAP for the period from 2008 to 2012, the Latvian Ministry of Environmental Protection and Regional Development issued the Decision No. 46 of April 18, 2012 increasing the allocation of allowances to our Broceni plant. The European Commission subsequently filed an appeal with the Court of Justice against the Judgment of the General Court. On October 3, 2013, the Court of Justice issued a judgment dismissing the European Commission's appeal; therefore our operations in Latvia obtained all the allowances they were entitled to pursuant to the initial version of the Latvian NAP.

Despite having sold a substantial amount of allowances during Phase II of the ETS, we believe that the aggregate amount of allowances that will be annually allocated for free to CEMEX in Phase III of the ETS (2013-2020) will be sufficient to operate. This assessment stems from various factors, notably our efforts to reduce emissions per unit of clinker produced, the stream of offset credits coming from our internal portfolio of CDM projects in Latin America and our expected long position in the initial years of Phase III of the ETS. We are taking measures intended to minimize our exposure to this market, while continuing to supply our products to our customers.

### *Landfills*

In Great Britain, future expenditure on closed and current landfill sites has been assessed and quantified over the period in which the sites are considered to have the potential to cause environmental harm, generally consistent with the regulatory view of up to 60 years from the date of closure. The assessed expenditure relates to the costs of monitoring the sites and the installation, repair and renewal of environmental infrastructure. The costs have been quantified on a net present value basis in the amount of approximately £131.2 million (approximately U.S.\$194.57 million as of March 31, 2015, based on an exchange rate of £0.6743 to U.S.\$1.00) as of March 31, 2015, and we made an accounting provision for this amount at March 31, 2015.

### **Tariffs**

The following is a discussion of tariffs on imported cement in our major markets.

*Mexico.* Mexican tariffs on imported goods vary by product and have historically been as high as 100%. In recent years, import tariffs have been substantially reduced and currently range from none at all for raw materials to over 20% for finished products, with an average weighted tariff of approximately 3.7%. As a result of the North American Free Trade Agreement, or NAFTA, as of January 1, 1998, the tariff on cement imported into Mexico from the United States or Canada was eliminated. However, a tariff in the range of 7% ad valorem will continue to be imposed on cement produced in all other countries unless tariff reduction treaties are implemented or the Mexican government unilaterally reduces that tariff. While the reduction in tariffs could lead to increased competition from imports in our Mexican markets, we anticipate that the cost of transportation from most producers outside Mexico to central Mexico, the region of highest demand, will remain a barrier to entry.

*United States.* Cement imported into the United States from Cuba and North Korea is subject to custom duties depending on the specific type of cement. Imports into the United States from Cuba and North Korea are generally prohibited due to the U.S. import/export controls and economic sanctions. In order to import cement and other products into the United States from Cuba or North Korea, an importer would be required to obtain a license from the U.S. government or otherwise establish the existence of a license exception.

Cement imports from Russia into the United States are currently duty free, however, certain Russian, Ukrainian, and other individuals and entities on U.S. government lists of specially designated nationals and prohibited parties, may be subject to U.S. import/export controls and other sanctions that prohibit transactions (including import transactions) with such persons without a license.

*Europe.* Member countries of the European Union are subject to the uniform European Union commercial policy. There is no tariff on cement imported into a country that is a member of the European Union from another member country or on cement exported from a European Union country to another member country. As of March 31, 2015, for cement imported into a member country from a non-member country, the tariff was 1.7% of the customs value. Any country with preferential treatment with the European Union is subject to the same tariffs as members of the European Union. Most Eastern European producers exporting cement into European Union countries currently pay no tariff.

### **Tax Matters**

*Mexico.* Pursuant to amendments to the Mexican Income Tax Law (*Ley del Impuesto sobre la Renta*) that became effective on January 1, 2005 (the “2005 Tax Reform”), Mexican companies with direct or indirect investments in entities incorporated in foreign countries, whose income tax liability in those countries is less than 75% of the income tax that would be payable in Mexico, were required to pay taxes in Mexico on passive income, such as dividends, royalties, interest, capital gains and rental fees obtained by such foreign entities, except for income derived from entrepreneurial activities in such countries, which were not subject to tax under these amendments. We filed two motions in the Mexican federal courts challenging the constitutionality of the 2005 Tax Reform and obtained a favorable ruling from the lower Mexican federal court. However, on September 9, 2008, the Mexican Supreme Court, on appeal, ruled against our constitutional challenge of the controlled foreign corporation



tax rules in effect in Mexico for tax years 2005 to 2007. Because the Mexican Supreme Court's decision did not pertain to an amount of taxes due or other tax obligations, we had the right to self-assess any taxes due through the submission of amended tax returns. On March 1, 2012 and July 5, 2012, we self-assessed the taxes, filed the amended tax returns and paid 20% of the self-assessed amounts corresponding to the 2005 and 2006 tax years, respectively. The remaining 80% were to be paid in January 2013 and July 2013, respectively. No taxes were due in connection to the 2007 tax year. The tax authorities in Mexico agreed with our self-assessment and with the procedure to determine the taxes due for the 2005 and 2006 tax years and, as a result, the tax authorities in Mexico may not assess additional amounts of taxes past due for those years. On December 17, 2012, the Mexican authorities published the decree of the Federation Revenues Law for the 2013 tax year, which provides for a transitory amnesty provision (the "Amnesty Provision") that grants tax amnesty of up to 80% of certain tax proceedings originated before the 2007 tax period and 100% of interest and penalties of tax proceedings originated in the 2007 tax period and thereafter. The amounts due in connection to the 2005 and 2006 tax years were settled based on the Amnesty Provision and, as of March 31, 2015, there are no tax liabilities in connection to this matter.

In November 2009, the Mexican Congress approved a general tax reform, effective as of January 1, 2010 (the "2010 Tax Reform"). Specifically, the 2010 Tax Reform included changes to the tax consolidation regime that required CEMEX, among others, to determine and retroactively pay taxes at a current rate on items in past years that were eliminated in consolidation or that reduced consolidated taxable income ("Additional Consolidated Taxes"). The 2010 Tax Reform required CEMEX to pay taxes on certain previously exempted intercompany dividends, certain other special tax items and operating losses generated by members of the consolidated tax group not recovered by the individual company generating such losses within the succeeding 10-year period. The 2010 Tax Reform also increased the statutory income tax rate from 28% to 30% for the years 2010 to 2012, then lowered it to 29% for 2013 and 28% for 2014 and future years. However, in December of 2012, the Federal Revenue Law (*Ley de Ingresos de la Federación*) applicable in 2013, established that the statutory income tax rate would remain at 30% in 2013, and thereafter lowered to 29% for 2014 and 28% for 2015 and future years. As per the tax reforms enacted for 2014, the statutory income tax will remain at 30%.

For the 2010 fiscal year, CEMEX was required to pay (at the new, 30% tax rate) 25% of the Additional Consolidated Taxes for the period between 1999 and 2004, with the remaining 75% payable as follows: 25% in 2011, 20% in 2012, 15% in 2013 and 15% in 2014. Additional Consolidated Taxes arising after the 2004 tax year are taken into account in the sixth fiscal year after such year and are payable over the succeeding five years in the same proportions (25%, 25%, 20%, 15% and 15%). Applicable taxes payable as a result of this tax reform are increased by inflation adjustments as required by the Mexican Income Tax Law (*Ley del Impuesto Sobre la Renta*). In connection with these changes in the tax consolidation regime in Mexico, as of December 31, 2009, we recognized a liability of approximately Ps10.5 billion (approximately U.S.\$687.62 million as of March 31, 2015, based on an exchange rate of Ps15.27 to U.S.\$1.00), of which approximately Ps8.2 billion (approximately U.S.\$537.00 million as of March 31, 2015, based on an exchange rate of Mexican Ps15.27 to U.S.\$1.00) was recognized under "Other non-current assets" in connection with the net liability recognized under the new tax law and that we expect to realize in connection with the payment of this tax liability, and approximately Ps2.2 billion (approximately U.S.\$144.07 million as of March 31, 2015, based on an exchange rate of Ps15.27 to U.S.\$1.00) was recognized against "Retained earnings" upon adoption of IFRS according to the new law, related to: (a) the difference between the sum of the equity of the controlled entities for tax purposes and the equity for tax purposes of the consolidated entity, (b) dividends from the controlled entities for tax purposes to CEMEX, S.A.B. de C.V., and (c) other transactions among the companies included in the tax consolidation group that represented the transfer of resources within such group.

On February 15, 2010, we filed a constitutional challenge (*juicio de amparo*) against the 2010 Tax Reform. As of June 3, 2011, we were notified of a favorable verdict at the first stage of the trial; the Mexican tax authorities subsequently filed an appeal (*recurso de revisión*) before the Mexican Supreme Court, which, as of March 31, 2015, is pending. At this stage of the proceeding, it is probable that we will receive an adverse result to us on the appeal (*recurso de revision*) filed by the Mexican tax authorities before the Mexican Supreme Court, however, even if adversely resolved, we do not foresee any material adverse impact on our results of operations, liquidity and financial condition, additional to those described herein.

On March 31, 2010, additional tax rules (*miscelánea fiscal*) were published in connection with the general tax reform approved by the Mexican Congress in November 2009. These new rules provided certain taxpayers with benefits arising from the years 1999 to 2004.

On June 30, 2010, CEMEX paid approximately Ps325 million (approximately U.S.\$21.28 million as of March 31, 2015, based on an exchange rate of Ps15.27 to U.S.\$1.00) of Additional Consolidated Taxes. This first payment represented 25% of the Additional Consolidated Taxes for the period that includes from 1999 to 2004. On March 31, 2011, CEMEX made a second payment of approximately Ps506 million (approximately U.S.\$33.14 million as of March 31, 2015, based on an exchange rate of Ps15.27 to U.S.\$1.00). This second payment, together with the first payment, represented 50% of the Additional Consolidated Taxes for the period that includes from 1999 to 2004, and also included the first payment of 25% of the Additional Consolidated Taxes for the period that corresponds to 2005. On March 30, 2012, CEMEX paid Ps698 million (approximately U.S.\$45.71 million as of March 31, 2015, based on an exchange rate of Ps15.27 to U.S.\$1.00). This third payment together with the first and second payments represented 70% of the Additional Consolidated Taxes for the period that includes from 1999 to 2004, 50% of the Additional Consolidated Taxes for the period that corresponds to 2005 and it also included the first payment of 25% of the Additional Consolidated Taxes for the period that corresponds to 2006. On March 27, 2013, CEMEX paid Ps2 billion (approximately U.S.\$130.98 million as of March 31, 2015, based on an exchange rate of Ps15.27 to U.S.\$1.00). This fourth payment, together with the first, second and third payments represented 85% of the Additional Consolidated Taxes for the period that includes from 1999 to 2004, 70% of the Additional Consolidated Taxes for the period that corresponds to 2005, 50% of the Additional Consolidated Taxes for the period that corresponds to 2006 and 25% of the Additional Consolidated Taxes for the period that corresponds to 2007. On March 31, 2014, CEMEX paid Ps2 billion (approximately U.S.\$130.98 million as of March 31, 2015, based on an exchange rate of Ps15.27 to U.S.\$1.00). This fifth payment, together with the first, second, third and fourth payments represented 100% of the Additional Consolidated Taxes for the period that includes from 1999 to 2004, 85% of the Additional Consolidated Taxes for the period that corresponds to 2005, 70% of the Additional Consolidated Taxes for the period that corresponds to 2006 and 50% of the Additional Consolidated Taxes for the period that corresponds to 2007. On March 31, 2015, CEMEX paid Ps1.5 billion (approximately U.S.\$98.23 million as of March 31, 2015, based on an exchange rate of Ps15.27 to U.S.\$1.00). This sixth payment, together with the first, second, third, fourth and fifth payments represented 100% of the Additional Consolidated Taxes for the period that includes from 1999 to 2004, 100% of the Additional Consolidated Taxes for the period that corresponds to 2005, 85% of the Additional Consolidated Taxes for the period that corresponds to 2006 and 70% of the Additional Consolidated Taxes for the period that corresponds to 2007. As of March 31, 2015, we have paid an aggregate amount of approximately Ps7.1 billion (approximately U.S.\$464.96 million as of March 31, 2015, based on an exchange rate of Ps15.27 to U.S.\$1.00) of Additional Consolidated Taxes.

In December 2010, pursuant to certain additional rules, the tax authorities granted the option to defer the calculation and payment of certain items included in the law in connection with the taxable amount for the difference between the sum of the equity of controlled entities for tax purposes and the equity of the consolidated entity for tax purposes. As a result, CEMEX reduced its estimated tax payable by approximately Ps2.9 billion (approximately U.S.\$189.91 million as of March 31, 2015, based on an exchange rate of Ps15.27 to U.S.\$1.00) against a credit to the income statement when the new tax enactment took place. In addition, after accounting for the following that took place in 2010: (a) cash payments of Ps325 million (approximately U.S.\$21.28 million as of March 31, 2015, based on an exchange rate of Ps15.27 to U.S.\$1.00), (b) income tax from subsidiaries paid to the parent company of Ps2.4 billion (approximately U.S.\$157.17 million as of March 31, 2015, based on an exchange rate of Ps15.27 to U.S.\$1.00), and (c) other adjustments of Ps358 million (approximately U.S.\$23.44 million as of March 31, 2015, based on an exchange rate of Ps15.27 to U.S.\$1.00), the estimated tax payable for tax consolidation in Mexico amounted to approximately Ps10.1 billion (approximately U.S.\$661.43 million as of March 31, 2015, based on an exchange rate of Ps15.27 to U.S.\$1.00) as of December 31, 2010. Furthermore, after accounting for the following that took place in 2011: (a) cash payments in the amount of Ps506 million (approximately U.S.\$33.14 million as of March 31, 2015, based on an exchange rate of Ps15.27 to U.S.\$1.00), (b) income tax from subsidiaries paid to the parent company of Ps2.3 billion (approximately

U.S.\$150.62 million as of March 31, 2015, based on an exchange rate of Ps15.27 to U.S.\$1.00), and (c) other adjustments of Ps485 million (approximately U.S.\$31.76 million as of March 31, 2015, based on an exchange rate of Ps15.27 to U.S.\$1.00), the estimated tax payable for tax consolidation in Mexico increased to approximately Ps12.4 billion (approximately U.S.\$812.05 million as of March 31, 2015, based on an exchange rate of Ps15.27 to U.S.\$1.00) as of December 31, 2011. Additionally, after accounting for the following that took place in 2012: (a) cash payments in the amount of Ps698 million (approximately U.S.\$45.71 million as of March 31, 2015, based on an exchange rate of Ps15.27 to U.S.\$1.00), (b) income tax from the subsidiaries paid to the parent company of Ps2.1 billion (approximately U.S.\$137.52 million as of March 31, 2015, based on an exchange rate of Ps15.27 to U.S.\$1.00), and (c) other adjustments of Ps745 million (approximately U.S.\$48.79 million as of March 31, 2015, based on an exchange rate of Ps15.27 to U.S.\$1.00), as of December 31, 2012, the estimated tax payable for tax consolidation in Mexico increased to approximately Ps14.5 billion (approximately U.S.\$949.57 million as of March 31, 2015, based on an exchange rate of Ps15.27 to U.S.\$1.00). Furthermore, after accounting for the following that took place in 2013: (a) cash payments in the amount of Ps2 billion (approximately U.S.\$130.98 million as of March 31, 2015, based on an exchange rate of Ps15.27 to U.S.\$1.00), (b) income tax from subsidiaries paid to the parent company of Ps1.8 billion (approximately U.S.\$117.88 million as of March 31, 2015, based on an exchange rate of Ps15.27 to U.S.\$1.00), and (c) other adjustments of Ps1.2 billion (approximately U.S.\$78.59 million as of March 31, 2015, based on an exchange rate of Ps15.27 to U.S.\$1.00), and (d) effects of tax deconsolidation of Ps9.3 billion (approximately U.S.\$609.04 million as of March 31, 2015, based on an exchange rate of Ps15.27 to U.S.\$1.00), as of December 31, 2013, the estimated tax payable for tax consolidation in Mexico increased to approximately Ps24.8 billion (approximately U.S.\$1.62 billion as of March 31, 2015, based on an exchange rate of Ps15.27 to U.S.\$1.00). Additionally, after accounting for the following that took place in 2014: (a) payments, the majority of which were in cash, in the amount of Ps4.3 billion (approximately U.S.\$281.60 million as of March 31, 2015, based on an exchange rate of Ps15.27 to U.S.\$1.00), and (b) other adjustments of Ps955 million (approximately U.S.\$62.54 million as of March 31, 2015, based on an exchange rate of Ps15.27 to U.S.\$1.00), as of December 31, 2014, the estimated tax payable for tax consolidation in Mexico decreased to approximately Ps21.4 billion (approximately U.S.\$1.40 billion as of March 31, 2015, based on an exchange rate of Ps15.27 to U.S.\$1.00).

On January 21, 2011, the Mexican tax authorities notified CEMEX, S.A.B. de C.V. of a tax assessment pertaining to the 2005 tax year. The tax assessment was related to the corporate income tax in connection with the tax consolidation regime. On March 29, 2011, CEMEX challenged the assessment before the tax court. This tax assessment was settled in May of 2013 based on the Amnesty Provision.

On November 16, 2011, Mexican tax authorities notified Centro Distribuidor de Cemento, S.A. de C.V. (“CEDICE”) (now named Cemex Operaciones México, S.A. de C.V.) and Mexcement Holdings, S.A. de C.V. (“Mexcement”) (now merged to, and succeeded by CEDICE), both indirect subsidiaries of CEMEX, S.A.B. de C.V., of tax assessments, related to direct and indirect investments in entities considered to be preferential tax regimens for tax year 2004. On February 3, 2012, CEDICE and Mexcement filed a claim against the November 16, 2011 assessments. These tax assessments were settled in May 2013 based on the Amnesty Provision.

In addition, as a result of the enactment of the new Income Tax Law (*Ley del Impuesto Sobre la Renta*) in Mexico approved in December 2013 and effective beginning January 1, 2014 (the “2014 Tax Reform”), the statutory income tax rate for 2014 will remain at 30%, and the tax consolidation regime that was in effect up until December 31, 2013, was replaced prospectively by a new integration regime, to which CEMEX will not apply. In consequence, as of 2014, each company in Mexico will determine its income taxes based solely in its individual results, and a period of up to 10 years has been established for the settlement of the liability for income taxes related to the tax consolidation regime accrued until December 31, 2013 (“Deconsolidation Taxes”).

On February 12, 2014, we filed a constitutional challenge (*juicio de amparo*) against the 2014 Tax Reform that abrogated the tax consolidation regime. The purpose of the challenge is to obtain certainty in the applicable statutory rules in order to assess and pay the tax liability derived from such reform according to Constitutional

principles. As of March 31, 2015, we cannot assess the likelihood of an adverse result to the constitutional challenge we filed, but even if the constitutional challenge is adversely resolved, we do not foresee any material adverse impact on our results of operations, liquidity and financial condition, additional to those described above.

On April 30, 2014, CEMEX paid Ps2.3 billion (approximately U.S.\$150.62 million as of March 31, 2015, based on an exchange rate of Ps15.27 to U.S.\$1.00). From this amount, Ps987 million (approximately U.S.\$64.64 million as of March 31, 2015, based on an exchange rate of Ps15.27 to U.S.\$1.00) were paid in cash and Ps1.3 billion (approximately U.S.\$85.13 million as of March 31, 2015, based on an exchange rate of Ps15.27 to U.S.\$1.00) were paid through the application of a tax credit, which represented approximately 25% of the Deconsolidation Taxes for the period that corresponded to the 2008 tax year.

As of March 31, 2015, our estimated payment schedule of Deconsolidation Taxes (which includes the Additional Consolidated Taxes) is as follows: approximately Ps3.6 billion (approximately U.S.\$235.76 million as of March 31, 2015, based on an exchange rate of Ps15.27 to U.S.\$1.00) in 2015; approximately Ps4.3 billion (approximately U.S.\$281.60 million as of March 31, 2015, based on an exchange rate of Ps15.27 to U.S.\$1.00) in 2016; and approximately Ps12 billion (approximately U.S.\$785.85 million as of March 31, 2015, based on an exchange rate of Ps15.27 to U.S.\$1.00) in 2017 and thereafter.

*United States.* As of March 31, 2015, the Internal Revenue Service (“IRS”) concluded its audit for the year 2013. The final findings did not alter the reserves CEMEX had set aside for these tax matters as they were not considered material to our financial results and, as such, the reserves have been reversed. On April 25, 2014, the IRS commenced its audit of the 2014 tax year under the Compliance Assurance Process. We have not identified any material audit issues and, as such, no reserves are recorded for the 2014 audit in our financial statements.

*Colombia.* On November 10, 2010, the Colombian Tax Authority (*Dirección de Impuestos*) notified CEMEX Colombia of a proceeding (*requerimiento especial*) in which the Colombian Tax Authority rejected certain tax losses taken by CEMEX Colombia in its 2008 year-end tax return. In addition, the Colombian Tax Authority assessed an increase in taxes to be paid by CEMEX Colombia in the amount of approximately 43 billion Colombian Pesos (approximately U.S.\$16.69 million as of March 31, 2015, based on an exchange rate of 2,576.05 Colombian Pesos to U.S.\$1.00) and imposed a penalty in the amount of approximately 69 billion Colombian Pesos (approximately U.S.\$26.79 million as of March 31, 2015, based on an exchange rate of 2,576.05 Colombian Pesos to U.S.\$1.00). The Colombian Tax Authority argued that CEMEX Colombia was limited in its use of prior year tax losses to 25% of such losses per subsequent year. We believed that the tax provision that limited the use of prior year tax losses did not apply in the case of CEMEX Colombia because the applicable tax law was repealed in 2006. Furthermore, we believed that the Colombian Tax Authority was no longer able to review the 2008 tax return because the time to review such returns had already expired pursuant to Colombian law. In February 2011, CEMEX Colombia presented its arguments to the Colombian Tax Authority. On July 27, 2011, the Colombian Tax Authority issued its final determination, which confirmed the information in the November 10, 2010 proceeding notice. The official assessment was appealed by CEMEX Colombia on September 27, 2011. On July 31, 2012, the Colombian Tax Authority notified CEMEX Colombia of the resolution confirming the official liquidation. CEMEX Colombia filed a lawsuit on November 16, 2012; however, during the second quarter of 2013, CEMEX Colombia reached a settlement with the Colombian Tax Authority regarding the 2008, and also its 2007, year-end tax returns. The aggregate amount paid in connection with the settlement regarding the 2008 and 2007 year-end tax returns was approximately \$47 billion Colombian Pesos (approximately U.S.\$18.24 million as of March 31, 2015, based on an exchange rate of 2,576.05 Colombian Pesos to U.S.\$1.00). On August 26, 2013 and September 16, 2013, CEMEX Colombia received the final resolutions regarding the 2007 and 2008 year-end tax returns, respectively, effectively concluding both processes.

On April 1, 2011, the Colombian Tax Authority notified CEMEX Colombia of a proceeding notice in which the Colombian Tax Authority rejected certain deductions taken by CEMEX Colombia in its 2009 year-end tax return. The Colombian Tax Authority assessed an increase in taxes to be paid by CEMEX Colombia in the

amount of approximately 90 billion Colombian Pesos (approximately U.S.\$34.94 million as of March 31, 2015, based on an exchange rate of 2,576.05 Colombian Pesos to U.S.\$1.00) and imposed a penalty in the amount of approximately 144 billion Colombian Pesos (approximately U.S.\$55.90 million as of March 31, 2015, based on an exchange rate of 2,576.05 Colombian Pesos to U.S.\$1.00). The Colombian Tax Authority argues that certain expenses are not deductible for fiscal purposes because they are not linked to direct revenues recorded in the same fiscal year, without taking into consideration that future revenue will be taxed with income tax in Colombia. CEMEX Colombia responded to the proceeding notice on June 25, 2011. On December 15, 2011, the Colombian Tax Authority issued its final determination, which confirmed the information in the special proceeding. CEMEX Colombia appealed the final determination on February 15, 2012. On January 17, 2013, the Colombian Tax Authority notified CEMEX Colombia of the resolution confirming the official liquidation. CEMEX Colombia appealed the final determination on May 10, 2013 which was admitted on June 21, 2013. On July 3, 2013, the appeal was notified to the Colombian Tax Authority, and hearings took place on February 18, 2014 and March 11, 2014. An adverse resolution to the appeal was notified to CEMEX Colombia on July 14, 2014 and on July 22, 2014, CEMEX Colombia filed an appeal before the Colombian *Consejo de Estado* against such adverse resolution. At this stage of the proceeding, as of March 31, 2015, we are not able to assess the likelihood of an adverse result in this special proceeding, but if adversely resolved, they could have a material adverse impact on our results of operations, liquidity and financial condition.

*Spain.* On July 7, 2011, the tax authorities in Spain notified CEMEX España of a tax audit process in Spain covering the tax years from and including 2006 to 2009. The tax authorities in Spain have challenged part of the tax losses reported by CEMEX España for such years. CEMEX España has been formally notified of fines in the aggregate amount of approximately €456 million (approximately U.S.\$489.64 million as of March 31, 2015, based on an exchange rate of €0.9313 to U.S.\$1.00) resulting from the July 7, 2011 tax audit process in Spain. The laws of Spain provide a number of appeals that can be filed against such fines without CEMEX España having to make any payment until such appeals are finally resolved. On April 22, 2014, CEMEX España filed appeals against such fines. At this stage, as of March 31, 2015, we are not able to assess the likelihood of an adverse result regarding this matter, and the appeals that CEMEX España has filed could take an extended amount of time to be resolved, but if all appeals filed by CEMEX España are adversely resolved, it could have a material adverse impact on our results of operations, liquidity and financial condition.

*Egypt.* On February 9, 2014, ACC was notified of the decision of the Egyptian Ministry of Finance's Appeals Committee (the "Appeals Committee") pursuant to which ACC has been required to pay a development levy on clay applied to the Egyptian cement industry in the amount of: (i) approximately 322 million Egyptian Pounds (approximately U.S.\$42.28 million as of March 31, 2015, based on an exchange rate of Egyptian Pounds 7.6160 to U.S.\$1.00) for the period from May 5, 2008 to August 31, 2011; and (ii) approximately 50,235 Egyptian Pounds (approximately U.S.\$6,595.98 as of March 31, 2015, based on an exchange rate of Egyptian Pounds 7.6160 to U.S.\$1.00) for the period from September 1, 2011 to November 30, 2011. On March 10, 2014, ACC filed a claim before the North Cairo Court requesting the nullification of the Appeals Committee's decision and requesting that the North Cairo Court rule that the Egyptian tax authority is not entitled to require payment of the aforementioned amounts. This case has been adjourned until May 23, 2015. Furthermore, ACC has filed a request before the Ministerial Committee for Investments' Dispute Resolutions claiming non-entitlement of the Egyptian tax authority to the development levy on clay used in the production of cement from the date of enforceability of Law No. 114/2008 up until issuance of Law No. 73/2010, and from cement produced using imported clinker. At this stage, as of March 31, 2015, we are not able to assess the likelihood of an adverse result regarding this matter, but if ACC's claim before the North Cairo Court is adversely resolved, it should not have a material adverse impact on our results of operations, liquidity and financial condition.

### **Other Legal Proceedings**

*Colombian Construction Claims.* On August 5, 2005, the Urban Development Institute (*Instituto de Desarrollo Urbano*), or UDI, and an individual filed a lawsuit in the Fourth Anti-Corruption Court of Bogotá (*Fiscalía Cuarta Anticorrupción de Bogotá*) against a subsidiary of CEMEX Colombia claiming that it was liable, along with the other members of the *Asociación Colombiana de Productores de Concreto*, or

ASOCRETO, an association formed by the ready-mix concrete producers in Colombia, for the premature distress of the concrete slabs of the *Autopista Norte* trunk line of the TransMilenio bus rapid transit system of Bogotá in which ready-mix concrete and flowable fill supplied by CEMEX Colombia and other ASOCRETO members was used. The plaintiffs alleged that the base material supplied for the road construction failed to meet the quality standards offered by CEMEX Colombia and the other ASOCRETO members and/or that they provided insufficient or inaccurate information in connection with the product. The plaintiffs were seeking the repair of the concrete slabs in a manner which guarantees their service during the 20-year period for which they were originally designed, and estimate that the cost of such repair could have been approximately 100 billion Colombian Pesos (approximately U.S.\$38.82 million as of March 31, 2015, based on an exchange rate of 2,576.05 Colombian Pesos to U.S.\$1.00). The lawsuit was filed within the context of a criminal investigation against a former director and two officers of the UDI, the contractor, the inspector and two ASOCRETO officers. On January 21, 2008, a court issued an order, sequestering the El Tunjuelo quarry, as security for payment of a possible future money judgment against CEMEX Colombia. The court determined that in order to lift this attachment and prevent further attachments, CEMEX Colombia was required to deposit 337.8 billion Colombian Pesos (approximately U.S.\$131.13 million as of March 31, 2015, based on an exchange rate of 2,576.05 Colombian Pesos to U.S.\$1.00) in cash instead of posting an insurance policy to secure such recovery. CEMEX Colombia appealed this decision and the Superior Court of Bogotá (*Tribunal Superior de Bogotá*) allowed CEMEX to present an insurance policy in the amount of 20 billion Colombian Pesos (approximately U.S.\$7.76 million as of March 31, 2015, based on an exchange rate of 2,576.05 Colombian Pesos to U.S.\$1.00). CEMEX gave the aforementioned security and, on July 27, 2009, the court lifted the attachment on the quarry.

On October 10, 2012 the court issued a first instance judgment pursuant to which the accusation made against the ASOCRETO officers was nullified. The judgment also convicted a former UDI director, the contractor's legal representatives and the inspector to a prison term of 85 months and a fine of 32 million Colombian Pesos (approximately U.S.\$12,422.12 as of March 31, 2015, based on an exchange rate of 2,576.05 Colombian Pesos to U.S.\$1.00). As a consequence of the nullification, the judge ordered a restart of the proceeding against the ASOCRETO officers. The UDI and other parties to the legal proceeding appealed the first instance judgment and on August 30, 2013 the Superior Court of Bogotá resolved to reduce the prison term imposed to the former UDI director and the UDI officers to 60 months and imposed a fine equivalent to 8.8 million Colombian Pesos (approximately U.S.\$3,416.08 as of March 31, 2015, based on an exchange rate of 2,576.05 Colombian Pesos to U.S.\$1.00). Additionally, the UDI officers were sentenced to severally pay the amount of 108,000 million Colombian Pesos (approximately U.S.\$41.92 million as of March 31, 2015, based on an exchange rate of 2,576.05 Colombian Pesos to U.S.\$1.00) for the purported damages in the concrete slabs of the TransMilenio bus rapid transit system. Additionally, the Superior Court of Bogotá overturned the penalty imposed to the contractor's legal representatives and inspector because the criminal action against them was time barred. Furthermore, the Superior Court of Bogotá revoked the annulment in favor of the ASOCRETO officers and ordered the first instance judge to render a judgment regarding the ASOCRETO officers' liability or lack thereof. On June 25, 2014, the Supreme Court of Colombia's Penal Cassation Chamber (*Sala de Casación Penal de la Corte Suprema de Justicia de Colombia*) dismissed the cassation claim filed by the former UDI director and the UDI officers against the Superior Court of Bogotá's judgment. Dismissal of the cassation claim has no effect on CEMEX Colombia's or the ASOCRETO officers' interests in these proceedings. On January 21, 2015, the Penal Circuit Court of Bogotá issued a resolution agreeing with the arguments presented by CEMEX Colombia regarding the application of the statute of limitations to the criminal investigation against the ASOCRETO officers and acknowledging that the ASOCRETO officers were not public officers, and as a consequence, finalizing the process against the ASOCRETO officers and the civil responsibility claim against CEMEX Colombia. This resolution may be appealed before the Superior Court of Bogotá (*Tribunal Superior de Bogotá*). At this stage of the proceedings, as of March 31, 2015, we are not able to assess the likelihood of an adverse result or, due to the number of defendants, the potential damages which could be borne by CEMEX Colombia.

In addition, six legal actions related to the premature distress of the concrete slabs of the *Autopista Norte* trunk line of the TransMilenio bus rapid transit system were brought against CEMEX Colombia. The Cundinamarca Administrative Court (*Tribunal Administrativo de Cundinamarca*) nullified five of these actions

and currently, only one remains outstanding. In addition, the UDI filed another action alleging that CEMEX Colombia made misleading advertisements on the characteristics of the flowable fill used in the construction of the concrete slabs. CEMEX Colombia participated in this project solely and exclusively as supplier of the ready-mix concrete and flowable fill, which were delivered and received to the satisfaction of the contractor, complying with all the required technical specifications. CEMEX Colombia neither participated in nor had any responsibility on the design, sourcing of materials or their corresponding technical specifications or construction. At this stage of the proceedings, as of March 31, 2015, we are not able to assess the likelihood of an adverse result, but if adversely resolved, it could have a material adverse impact on our results of operations, liquidity and financial condition.

*Croatian Concession Litigation.* After an extended consultation period, in April 2006, the cities of Kaštela and Solin in Croatia published their respective Master (physical) Plans defining the development zones within their respective municipalities, adversely impacting the mining concession granted to Cemex Hrvatska d.d. (“CEMEX Croatia”), our subsidiary in Croatia, by the Government of Croatia in September 2005. During the consultation period, CEMEX Croatia submitted comments and suggestions to the Master Plans intended to protect and preserve the rights of CEMEX Croatia’s mining concession, but these were not taken into account or incorporated into the Master Plans by Kaštela and Solin. Immediately after publication of the Master Plans, CEMEX Croatia filed a series of lawsuits and legal actions before the local and federal courts to protect its acquired rights under the mining concessions, including: (i) on May 17, 2006, a constitutional appeal before the constitutional court in Zagreb, seeking a declaration by the court concerning CEMEX Croatia’s constitutional claim for decrease and obstruction of rights earned by investment and seeking prohibition of implementation of the Master Plans; and (ii) on May 17, 2006, an administrative proceeding before an administrative court seeking a declaration from the Government of Croatia confirming that CEMEX Croatia acquired rights under the mining concessions. The administrative court subsequently ruled in favor of CEMEX Croatia, validating the legality of the mining concession granted to CEMEX Croatia by the Government of Croatia, in September 2005. On June 15, 2012, we were notified that the case had been transferred from the constitutional court to the administrative court as a result of a new law that places the administrative courts in charge of disputes relating to environmental planning. In February 2014, the administrative court requested CEMEX Croatia to declare if it is still interested in proceeding with the concession litigation and if so, to provide additional clarification and documentation to support such claims. On March 3, 2014, CEMEX Croatia submitted the clarification and required documentation and on April 4, 2014, CEMEX Croatia was notified that the administrative court rejected its claims and found that its acquired rights or interests under the mining concessions had not been violated as a result of any act or decision made by the cities of Solin or Kaštela or any other governmental body. On April 29, 2014, CEMEX Croatia filed two claims before the Constitutional Court of the Republic of Croatia alleging that CEMEX Croatia’s constitutional rights to a fair trial and judicial protection had been violated. In order to alleviate the adverse impact of the Master Plans, as of March 31, 2015, we are in the process of negotiating a new revised mining concession. On August 1, 2014, CEMEX Croatia also filed an application before the European Court of Human Rights alleging that CEMEX Croatia’s constitutional rights to a fair trial, property rights, concession rights and investment had been violated due to irregularities in a general act, which has been denied. The European Court of Human Rights found the application to be inadmissible pursuant to articles 34 and 35 of the Convention for the Protection of Human Rights and Fundamental Freedoms, meaning that CEMEX Croatia did not exhaust all its domestic legal remedies, thus stipulating the Constitutional Court of the Republic of Croatia’s jurisdiction in this matter. At this stage of the proceedings, as of March 31, 2015, we are not able to assess the likelihood of an adverse result to the claims filed before the Constitutional Court of the Republic of Croatia, but if adversely resolved, it should not have a material adverse impact on our results of operations, liquidity and financial condition. In the meantime there are ongoing negotiations with the Croatian Ministry of Construction and Physical Planning in order to obtain a permit for CEMEX Croatia’s Sveti Juraj-Sveti Kajo quarry. Obtaining this permit is required for the renewal of the concession and as of March 31, 2015, CEMEX Croatia is in the process of preparing all documentation necessary to comply with applicable rules and regulations.

*Panamanian Height Restriction Litigation.* On July 30, 2008, the Panamanian Authority of Civil Aeronautics (*Autoridad de Aeronáutica Civil*), or AAC, denied a request from our subsidiary Cemento Bayano to erect structures above the permitted height restriction applicable to certain areas surrounding the Calzada Larga Airport. This height restriction was set according to applicable legal regulations and reaches the construction area of our cement plant's second line. Cemento Bayano has formally requested the above-mentioned authority to reconsider its denial. On October 14, 2008, the AAC granted permission for the construction of the tallest building of the second line, under the following conditions: that (a) Cemento Bayano assumes any liability arising from any incident or accident caused by the construction of such building; and (b) there would be no further permission for additional structures. Cemento Bayano filed an appeal with respect to both conditions considering that the construction involved building 12 additional structures. On March 13, 2009, the AAC issued an explanatory note stating that (a) should an accident occur in the Calzada Larga Airport's perimeter, an investigation shall be conducted in order to determine the cause and further responsibility; and (b) there will be no further permission for additional structures of the same height as the tallest structure was already authorized. Therefore, additional permits may be obtained as long as the structures are lower than the tallest building, on a case-by-case analysis to be conducted by the authority. Cemento Bayano filed an authorization request for the construction of the project's 12 remaining structures. On June 11, 2009, the AAC issued a resolution authorizing 3 of the 12 remaining structures and denying permits for 9 additional structures above the permitted height restriction applicable to certain areas surrounding Calzada Larga Airport. On June 16, 2009, Cemento Bayano requested the above-mentioned authority to reconsider its denial. On May 20, 2010, the ACC issued a report stating that all vertical structures erected by Cemento Bayano complied with the applicable signaling and lighting requirements in order to receive the respective authorization. Nonetheless, as of March 31, 2015, the AAC had not yet issued a ruling pursuant to our request for reconsideration for the 9 remaining structures, which have already been erected and are fully functional, and, therefore, we continue to monitor our request. At this stage, we are not able to determine if the AAC will issue a favorable decision to our request for reconsideration or if such denial would have a material adverse impact on our results of operations, liquidity and financial condition. We are also not able to assess the likelihood of any incident or accident occurring as a result of the construction of the second line of our cement plant and the responsibility, if any, that would be allocated to Cemento Bayano, but if any major incident or accident were to occur and if Cemento Bayano were to be held liable, any responsibility that is formally allocated to Cemento Bayano could have a material adverse impact on our results of operations, liquidity and financial condition.

*Colombian Water Use Litigation.* On June 5, 2010, the District of Bogotá's Environmental Secretary (*Secretaría Distrital de Ambiente de Bogotá*), or the Environmental Secretary, issued a temporary injunction suspending all mining activities at CEMEX Colombia's El Tunjuelo quarry, located in Bogotá, Colombia. As part of the temporary injunction, Holcim Colombia and Fundación San Antonio (local aggregates producers which also have mining activities located in the same area as the El Tunjuelo quarry) were ordered to suspend mining activities in that area. The Environmental Secretary alleged that during the past 60 years, CEMEX Colombia and the other companies illegally changed the course of the Tunjuelo River, used the percolating waters without permission and improperly used the edge of the river for mining activities. In connection with the temporary injunction, on June 5, 2010, CEMEX Colombia received a formal notification from the Environmental Secretary informing it of the initiation of proceedings to impose fines against CEMEX Colombia. CEMEX Colombia has requested that the temporary injunction be revoked, arguing that its mining activities are supported by all authorizations required pursuant to the applicable environmental laws and that all the environmental impact statements submitted by CEMEX Colombia have been reviewed and authorized by the Ministry of Environment and Sustainable Development (*Ministerio de Ambiente y Desarrollo Sostenible*). On June 11, 2010, the local authorities in Bogotá, in compliance with the Environmental Secretary's decision, sealed off the mine to machinery and prohibited the extraction of our aggregates inventory. Although there is not an official quantification of the possible fine, the District of Bogotá's environmental secretary has publicly declared that the fine could be as much as 300 billion Colombian Pesos (approximately U.S.\$116.46 million as of March 31, 2015, based on an exchange rate of 2,576.05 Colombian Pesos to U.S.\$1.00). The temporary injunction does not currently compromise the production and supply of ready-mix concrete to any of our clients in Colombia. At this stage, as of March 31, 2015, we are not able to assess the likelihood of an adverse result, but if adversely resolved, it could have a material adverse impact on our results of operations, liquidity and financial condition.



*Israeli Class Action Litigation.* On June 21, 2012, one of our subsidiaries in Israel was notified about an application for the approval of a class action suit against it. The application was filed by a homeowner who built his house with concrete supplied by our Israeli subsidiary in October 2010 (a same application was filed against three other companies by the same legal representative). According to the application, the plaintiff claims that the concrete supplied to him did not meet with the “Israel Standard for Concrete Strength No. 118” and that, as a result, our Israeli subsidiary acted unlawfully toward all of its customers who requested a specific type of concrete but that received concrete that did not comply with Israeli standard requirements. As per the application, the plaintiff claims that the supply of the alleged non-conforming concrete has caused financial and non-financial damages to those customers, including the plaintiff. We presume that the class action would represent the claim of all the clients who purchased the alleged non-conforming concrete from our Israeli subsidiary during the past 7 years, the limitation period according to applicable laws in Israel. The damages that could be sought amount to approximately 276 million Israeli Shekels (approximately U.S.\$69.35 million as of March 31, 2015, based on an exchange rate of 3.980 Israeli Shekels to U.S.\$1.00). Our Israeli subsidiary submitted a formal response to the corresponding court. Both parties presented their preliminary arguments. The applicant requested the court to join all claims brought by him against all four companies, including our subsidiary in Israel. In a hearing held on January 18, 2015, all four companies, including our subsidiary in Israel, opposed the applicants request to join the claims and the court decided to request its general legal counselor for his response to the aforementioned application (a common procedure in these cases). Hearings have taken place and a new hearing has been scheduled for July 7, 2015. As of March 31, 2015, our subsidiary in Israel is not able to assess the likelihood of the class action application being approved or, if approved, of an adverse result, such as an award for damages in the full amount that could be sought, but if adversely resolved, we do not believe the final resolutions would have a material adverse impact on our results of operations, liquidity and financial condition.

*Egypt Share Purchase Agreement.* On April 7, 2011 and March 6, 2012, lawsuits seeking, among other things, the annulment of the share purchase agreement entered into by and between CEMEX and state-owned Metallurgical Industries Company (the “Holding Company”) in November 1999 pursuant to which CEMEX acquired a controlling interest in ACC (the “Share Purchase Agreement”), were filed by different plaintiffs, including 25 former employees of ACC, before the 7<sup>th</sup> and 8<sup>th</sup> Circuits of Cairo’s State Council Administrative Judiciary Court, respectively. Hearings in both cases were adjourned in order for the State Commissioner Authority (“SCA”) to prepare the corresponding reports to be submitted for the consideration of the 7<sup>th</sup> and 8<sup>th</sup> Circuits of Cairo’s State Council Administrative Judiciary Court. During March 2015, the SCA submitted the relevant reports recommending, in both cases, that the 7<sup>th</sup> and 8<sup>th</sup> Circuits of Cairo’s State Council Administrative Judiciary Court stays the proceedings until the Constitutional Court pronounces itself with regards to the challenges against the constitutionality of the Presidential Decree on Law No. 32 of 2014 (“Law 32/2014”). As of March 31, 2015, a new hearing date has been scheduled for October 13, 2015, for the case before the 8<sup>th</sup> Circuit of Cairo’s State Council Administrative Judiciary Court, but no hearing has been scheduled for case before the 7<sup>th</sup> Circuit of Cairo’s State Council Administrative Judiciary Court. As of March 31, 2015, we are not able to assess the likelihood of an adverse resolution regarding these lawsuits, but if adversely resolved, we do not believe the resolution in this first instance would have an immediate material adverse impact on our results of operations, liquidity and financial condition as there are different legal recourses that we could take. However, if we exhaust all legal recourses available to us, a final adverse resolution of this matter could have a material adverse impact on our operations, liquidity and financial condition.

Regarding a different lawsuit submitted to a first instance court in Assiut, Egypt and notified to ACC on May 23, 2011, on September 13, 2012, the first instance court of Assiut, Egypt issued a judgment (the “First Instance Judgment”) to (i) annul the Share Purchase Agreement; and (ii) reinstate former employees to their former jobs at ACC. The First Instance Judgment was notified to ACC on September 19, 2012. On October 18, 2012, ACC filed an appeal against the First Instance Judgment, which was followed by the Holding Company’s appeal filed on October 20, 2012 before the Appeals Court in Assiut, Egypt (the “Appeals Court”). At a November 17, 2013 hearing, the Appeals Court decided to join the appeals filed by ACC and the Holding Company and adjourned the session to January 20, 2014 to render judgment. On January 20, 2014, the Appeals Court issued a judgment (the “Appeal Judgment”) accepting the appeals, revoking the First Instance Judgment,

ruling for non-qualitative jurisdiction of the first instance court to review the case and referred the matter to the administrative court in Assiut, Egypt (the “Administrative Court”) for a hearing to be held on March 16, 2014. This hearing was subsequently rescheduled to May 17, 2014 and ultimately was not held because the case file had not been completed on time in order for it to be referred to the Administrative Court. The SCA submitted a report recommending the Administrative Court to declare itself incompetent to review this case and to refer it to the Assiut Administrative Judiciary Court (the “Assiut Administrative Judiciary Court”). The Administrative Court scheduled a new hearing for October 11, 2014 to review the case. On October 15, 2014, the Administrative Court ruled for its non- jurisdiction to review the case and referred the case to the Assiut Administrative Judiciary Court. On December 11, 2014, ACC filed an appeal against the Administrative Court ruling requesting that its enforcement be suspended until a judgment is issued on the appeal filed before the Cassation Court on March 12, 2014. On February 10, 2015 and March 17, 2015, hearings were held before the Assiut Administrative Judiciary Court’s SCA in which the SCA decided to adjourn in order to prepare the corresponding report to be submitted for the consideration of the Assiut Administrative Judiciary Court.

On March 12, 2014, ACC filed an appeal before the Cassation Court against the part of the Appeal Judgment that refers to the referral of the case to the Administrative Court and payment of the appeal expenses and attorney fees, and requested a suspension of the Appeal Judgment execution in respect to these matters until the Cassation Court renders its judgment. As of March 31, 2015, a hearing date before the Cassation Court has not been scheduled. As of March 31, 2015, we are not able to assess the likelihood of an adverse resolution regarding these lawsuits, but if adversely resolved, we do not believe the resolution would have an immediate material adverse impact on our results of operations, liquidity and financial condition as there are different recourses that we could take. However, if we exhaust all legal recourses available to us, a final adverse resolution of this matter could have a material adverse impact on our operations, liquidity and financial condition.

Also, on February 23, 2014, two plaintiffs filed a lawsuit before the Assiut Administrative Judiciary Court requesting the cancellation of the resolutions taken by the Holding Company’s shareholders during the extraordinary general shareholders meeting pursuant to which it was agreed to sell ACC’s shares and enter into the Share Purchase Agreement in 1999. A hearing held on May 17, 2014 was adjourned in order for the SCA to prepare a report to be submitted for the consideration of the Assiut Administrative Judiciary Court. On September 4, 2014, ACC received the report issued by the SCA which is non-binding to the Assiut Administrative Judiciary Court. On December 11, 2014, the Assiut Administrative Judiciary Court resolved to refer the case to the 7<sup>th</sup> Circuit of Cairo’s State Council Administrative Judiciary Court. As of March 31, 2015, we do not have sufficient information to assess the likelihood of the 7<sup>th</sup> Circuit of Cairo’s State Council Administrative Judiciary Court cancelling the resolutions adopted by the Holding Company’s shareholders, or, if such shareholders’ resolutions are cancelled, how would such cancellation affect us, but if adversely resolved, we do not believe the resolution in this first instance would have an immediate material adverse impact on our results of operations, liquidity and financial condition as there are different legal recourses that we could take. However, if we exhaust all legal recourses available to us, a final adverse resolution of this matter could have a material adverse impact on our operations, liquidity and financial condition.

On April 22, 2014, Law 32/2014, which regulates legal actions to challenge agreements entered into by the Egyptian State (including its ministries, departments, special budget entities, local administrative units, authorities and state-participated companies) and third parties, was published in the Official Gazette, becoming effective as of April 23, 2014, but subject to its presentation, discussion and approval by the House of Representatives 15 days after it has been elected. As per the provisions of Law 32/2014, and considering certain exceptions, only the parties to these agreements have standing to challenge the validity of an agreement. As of March 31, 2015, several constitutional challenges have been filed against Law 32/2014 before the Constitutional Court, and the House of Representatives had not been yet elected (as of March 31, 2015, it is expected that parliamentary elections to the House of Representatives will take place during the second half of 2015). In consideration of the aforementioned, as of March 31, 2015, we are not able to assess if the Constitutional Court will dismiss Law 32/2014 or if Law 32/2014 will not be presented, discussed and ratified by the House of Representatives, but if the Constitutional Court dismisses Law 32/2014 or if Law 32/2014 is not presented,

discussed and ratified by the House of Representatives, this could adversely impact the ongoing matters regarding the Share Purchase Agreement, which could have a material adverse impact on our operations, liquidity and financial condition.

#### *South Louisiana Flood Protection Authority-East Claim*

On July 24, 2013 a Petition for Damages and Injunctive Relief was filed by the South Louisiana Flood Protection Authority-East (“SLFPAE”) in the Civil District Court for the Parish of Orleans, State of Louisiana, against approximately 100 defendants, including CEMEX, Inc. SLFPAE is seeking compensation for and the restoration of certain coastal lands near New Orleans alleged to have been damaged by activities related to oil and gas exploration and production since the early 1900’s. CEMEX, Inc., which was previously named Southdown, Inc., may have acquired liabilities, to the extent there may be any, in connection with oil and gas operations that were divested in the late 1980’s. The matter was removed to the United States District Court for the Eastern District of Louisiana (the “Louisiana District Court”) and a motion by the Plaintiffs to remand to State Court was denied. In addition, on June 6, 2014, Louisiana Senate Bill No. 469 was enacted into Act No. 544 (“Act 544”) which prohibits certain state or local governmental entities such as the SLFPAE from initiating certain causes of action including the claims asserted in this matter. The effect of Act 544 on the pending matter has yet to be determined by the Louisiana District Court. Further, CEMEX, Inc. was dismissed without prejudice by the plaintiffs. On February 13, 2015, the Louisiana District Court dismissed the plaintiffs’ claims with prejudice. On February 27, 2015, the plaintiffs appealed this ruling. As of March 31, 2015, we cannot assess the likelihood of an adverse result or, because of the number of defendants, the potential damages which could be borne by CEMEX, Inc., if any, or if such damages, if any, would have a material adverse impact on our results of operations, liquidity and financial condition.

As of March 31, 2015, we are involved in various legal proceedings involving, but not limited to, product warranty claims, environmental claims, indemnification claims relating to acquisitions and similar types of claims brought against us that have arisen in the ordinary course of business. We believe we have made adequate provisions to cover both current and contemplated general and specific litigation risks, and we believe these matters will be resolved without any significant effect on our operations, financial position and results of operations. We are sometimes able to make and disclose reasonable estimates of the expected loss or range of possible loss, as well as disclose any provision accrued for such loss. However, for a limited number of ongoing legal proceedings, we may not be able to make a reasonable estimate of the expected loss or range of possible loss or may be able to do so but believe that disclosure of such information on a case-by-case basis would seriously prejudice our position in the ongoing legal proceedings or in any related settlement discussions. Accordingly, in these cases, we have disclosed qualitative information with respect to the nature and characteristics of the contingency, but have not disclosed the estimate of the range of potential loss.

#### **Item 4A—Unresolved Staff Comments**

Not applicable.

#### **Item 5—Operating and Financial Review and Prospects**

##### **Cautionary Statement Regarding Forward-Looking Statements**

This annual report contains forward-looking statements within the meaning of the U.S. federal securities laws. We intend these forward-looking statements to be covered by the safe harbor provisions for forward-looking statements in the U.S. federal securities laws. In some cases, these statements can be identified by the use of forward-looking words such as “may,” “should,” “could,” “anticipate,” “estimate,” “expect,” “plan,” “believe,” “predict,” “potential” and “intend” or other similar words. These forward-looking statements reflect our current expectations and projections about future events based on our knowledge of present facts and circumstances and assumptions about future events. These statements necessarily involve risks and uncertainties

that could cause actual results to differ materially from our expectations. Some of the risks, uncertainties and other important factors that could cause results to differ, or that otherwise could have an impact on us or our subsidiaries, include:

- the cyclical activity of the construction sector;
- our exposure to other sectors that impact our business, such as the energy sector;
- competition;
- general political, economic and business conditions in the markets in which we operate;
- the regulatory environment, including environmental, tax, antitrust and acquisition-related rules and regulations;
- our ability to satisfy our obligations under our material debt agreements, the indentures that govern our Existing Senior Secured Notes (as defined herein) and our other debt instruments;
- the impact of our below investment grade debt rating on our cost of capital;
- our ability to consummate asset sales, fully integrate newly acquired businesses and to achieve cost-savings from our cost-reduction initiative and implement our global pricing initiatives for our products;
- the increasing reliance on information technology infrastructure for our invoicing, procurement, financial statements and other processes that can adversely affect operations in the event that the infrastructure does not work as intended, experiences technical difficulties or is subject to cyber-attacks;
- weather conditions;
- natural disasters and other unforeseen events; and
- other risks and uncertainties described under “Item 3—Key Information—Risk Factors” and elsewhere in this annual report.

Readers are urged to read this annual report and carefully consider the risks, uncertainties and other factors that affect our business. The information contained in this annual report is subject to change without notice, and we are not obligated to publicly update or revise forward-looking statements. Readers should review future reports filed by us with the SEC.

This annual report also includes statistical data regarding the production, distribution, marketing and sale of cement, ready-mix concrete, clinker and aggregates. We generated some of this data internally, and some was obtained from independent industry publications and reports that we believe to be reliable sources. We have not independently verified this data nor sought the consent of any organizations to refer to their reports in this annual report.

## **Overview**

The following discussion should be read in conjunction with our consolidated financial statements included elsewhere in this annual report. Our financial statements have been prepared in accordance with IFRS.

The regulations of the SEC do not require foreign private issuers that prepare their financial statements on the basis of IFRS (as published by IASB) to reconcile such financial statements to U.S. GAAP. As such, while we had in the past reconciled our consolidated financial statements prepared in accordance with MFRS to U.S. GAAP, those reconciliations are no longer presented in our filings with the SEC. Any references to accounting treatments under MFRS or U.S. GAAP relate solely to the application of MFRS or U.S. GAAP to our historical consolidated financial statements.

The percentage changes in cement sales volumes described in this annual report for our operations in a particular country or region include the number of tons of cement and/or the number of cubic meters of ready-mix concrete sold to our operations in other countries and regions. Likewise, unless otherwise indicated, the net sales financial information presented in this annual report for our operations in each country or region includes the Mexican Peso amount of sales derived from sales of cement and ready-mix concrete to our operations in other countries and regions, which have been eliminated in the preparation of our consolidated financial statements included elsewhere in this annual report.

The following table sets forth selected consolidated financial information as of December 31, 2014 and 2013 and for each of the three years ended December 31, 2014 by principal geographic segment expressed as an approximate percentage of our total consolidated group. We operate in countries and regions with economies in different stages of development and structural reform and with different levels of fluctuation in exchange rates, inflation and interest rates. These economic factors may affect our results of business, financial condition and results of operations, depending upon the depreciation or appreciation of the exchange rate of each country and region in which we operate compared to the Mexican Peso and the rate of inflation of each of these countries and regions.

	Net Sales For the Period Ended December 31,			Operating Earnings Before Other Expenses, Net For the Period Ended December 31,			Total Assets at December 31,	
	2012(1)	2013(1)	2014(1)	2012(2)	2013(2)	2014(2)	2013(2)	2014(2)
Mexico . . . . .	21%	20%	22%	79%	53%	50%	15%	15%
United States . . . . .	19%	20%	21%	(36)%	(15)%	(2)%	42%	44%
<b>Northern Europe</b>								
United Kingdom . . . . .	7%	7%	7%	5%	1%	3%	6%	6%
Germany . . . . .	7%	7%	6%	(2)%	1%	1%	3%	2%
France . . . . .	6%	6%	6%	4%	4%	2%	3%	3%
Rest of Northern Europe . .	6%	6%	6%	6%	2%	2%	3%	3%
<b>The Mediterranean</b>								
Spain . . . . .	2%	2%	2%	4%	(1)%	(1)%	5%	4%
Egypt . . . . .	3%	3%	3%	11%	10%	10%	1%	2%
Rest of the Mediterranean . . . . .	4%	5%	4%	4%	5%	5%	2%	2%
<b>SAC</b>								
Colombia . . . . .	6%	6%	6%	27%	25%	20%	4%	3%
Rest of SAC . . . . .	8%	7%	7%	22%	20%	18%	3%	4%
<b>Asia</b>								
Philippines . . . . .	2%	3%	3%	4%	4%	5%	2%	2%
Rest of Asia . . . . .	1%	1%	1%	—	—	—	—	—
<b>Corporate and Other</b>								
<b>Operations</b> . . . . .	8%	7%	6%	(28)%	(9)%	(13)%	11%	10%
Combined . . . . .	209,912	209,506	230,972	17,001	19,504	22,183	496,130	514,961
Eliminations . . . . .	(12,876)	(13,845)	(20,949)	—	—	—	—	—
<b>Consolidated</b> . . . . .	<u>197,036</u>	<u>195,661</u>	<u>210,023</u>	<u>17,001</u>	<u>19,504</u>	<u>22,183</u>	<u>496,130</u>	<u>514,961</u>

(1) Percentages by reporting segment are determined before eliminations resulting from consolidation.

(2) Percentages by reporting segment are determined after eliminations resulting from consolidation.

### Critical Accounting Policies

The preparation of financial statements in accordance with IFRS principles requires management to make estimates and assumptions that affect reported amounts of assets and liabilities and the disclosure of contingent

assets and liabilities at the date of the financial statements, as well as the reported amounts of revenues and expenses during the period. These assumptions are reviewed on an ongoing basis using available information. Actual results could differ from these estimates.

The main items subject to estimates and assumptions by management include, among others, impairment tests of long-lived assets, allowances for doubtful accounts and inventories, recognition of deferred income tax assets, as well as the measurement of financial instruments at fair value, and the assets and liabilities related to employee benefits. Significant judgment by management is required to appropriately assess the amounts of these assets and liabilities.

Identified below are the accounting policies we have applied under IFRS that are critical to understanding our overall financial reporting.

### ***Income Taxes***

Our operations are subject to taxation in many different jurisdictions throughout the world. Under IFRS, we recognize deferred tax assets and liabilities using a balance sheet methodology which requires a determination of the temporary differences resulting from comparing the book and taxable values of assets and liabilities, considering tax loss carrying forwards as well as other recoverable tax and credits, to the extent that it is probable that future taxable profits will be available against which they can be utilized. Our worldwide tax position is highly complex and subject to numerous laws that require interpretation and application and that are not consistent among the countries in which we operate. Significant judgment is required to appropriately assess the amounts of tax assets and liabilities. We expect to recover or settle the carrying amount of our assets and liabilities at the end of the reporting period. If this determination cannot be made, a valuation allowance is established to reduce the carrying value of the asset.

For the recognition of deferred tax assets derived from net operating losses and their corresponding valuation reserve, we make an assessment of:

(a) the aggregate amount of self-determined tax loss carryforwards included in our income tax returns in each country where we consider, based on available evidence, that the tax authorities would not reject such self-determined tax loss carryforwards; and

(b) the likelihood of the recoverability of such tax loss carryforwards prior to their expiration through an analysis of estimated future taxable income.

If we consider that it is more likely than not that the tax authorities would reject a self-determined deferred tax asset, we would decrease such deferred tax assets. Likewise, if we consider that we would not be able to use a deferred tax carryforward asset before its expiration, we would increase our valuation reserve. Both situations would result in additional income tax for the period in which such determination is made.

We consider all available positive and negative evidence including factors such as market conditions, industry analysis, our expansion plans, projected taxable income, carryforward periods, current tax structure, potential changes or adjustments in tax structure, tax planning strategies, future reversals of existing temporary differences, etc., in the determination of whether it is probable that such deferred tax assets will ultimately be realized.

Every reporting period, we analyze our actual results versus our estimates and adjust our tax asset valuations as necessary. If actual results vary from our estimates, the deferred tax asset and/or valuations may be affected and necessary adjustments will be made based on relevant information. Any adjustments recorded will affect our statement of operations in such period.

The income tax effects from an uncertain tax position are recognized when it is more-likely-than-not that the position will be sustained based on its technical merits and assuming that the tax authorities will examine each position and have full knowledge of all relevant information, and they are measured using a cumulative probability model. Each position has been considered on its own, regardless of its relation to any other broader tax settlement. The more-likely-than-not threshold represents a positive assertion by management that we are entitled to the economic benefits of a tax position. If a tax position is not considered more-likely-than-not to be sustained, no benefits of the position are recognized. Our policy is to recognize interest and penalties related to unrecognized tax benefits as part of the income tax in the consolidated statements of operations.

Our overall strategy is to structure our worldwide operations to minimize or defer the payment of income taxes on a consolidated basis. Many of the activities we undertake in pursuing this tax reduction strategy are highly complex and involve interpretations of tax laws and regulations in multiple jurisdictions and are subject to review by the relevant taxing authorities. It is possible that the taxing authorities could challenge our application of these regulations to our operations and transactions. The taxing authorities have in the past challenged interpretations that we have made and have assessed additional taxes. Although we have, from time to time, paid some of these additional assessments, in general, we believe that these assessments have not been material and that we have been successful in sustaining our positions. No assurance can be given, however, that we will continue to be as successful as we have been in the past or that pending appeals of current tax assessments will be judged in our favor.

#### *Derivative financial instruments*

In compliance with the guidelines established by our risk management committee and the restrictions in our debt agreements and debt instruments, we use derivative financial instruments such as interest rate and currency swaps, currency and equity forward arrangements, and other instruments, in order to change the risk profile associated with changes in interest rates, the foreign exchange rates of debt agreements, or both, as an alternative source of financing, and as hedges of: (i) highly probable forecasted transactions, (ii) purchases of certain commodities, and (iii) our net assets in foreign subsidiaries. These instruments have been negotiated with institutions with significant financial capacity; therefore, we consider the risk of non-compliance with the obligations agreed upon by such counterparties to be minimal.

Derivative financial instruments are recognized as assets or liabilities in the balance sheet at their estimated fair values, and the changes in such fair values are recognized in the statements of operations within "Other financial expense, net" for the period in which they occur, except for changes in the fair value of derivative instruments associated with cash flow hedges, in which case, such changes in fair value are recognized in stockholders' equity, and are reclassified to earnings as the interest expense of the related debt is accrued, in the case of interest rate swaps, or when the underlying products are consumed in the case of contracts on the price of raw materials and commodities. Likewise, in hedges of the net investment in foreign subsidiaries, changes in fair value are recognized in stockholders' equity as part of the foreign currency translation result, which reversal to earnings would take place upon disposal of the foreign investment. During the reported periods, we have not designated any derivative instruments in fair value hedges. See note 16D to our 2014 audited consolidated financial statements included elsewhere in this annual report. Derivative instruments are negotiated with institutions with significant financial capacity; therefore, we believe the risk of non-performance of the obligations agreed to by such counterparties to be minimal.

Accrued interest generated by derivative financial instruments, when applicable, is recognized as financial expense, adjusting the effective interest rate of the related debt.

Pursuant to their recognition at fair value under IFRS, our balance sheets and statements of operations are subject to volatility arising from variations in interest rates, exchange rates, share prices and the counterparty's credit risk, among other conditions established in our derivative financial instruments. The estimated fair value

under IFRS represents the price that would be received to sell an asset or paid to transfer a liability in an orderly transaction between market participants at the measurement date, considering the counterparty's credit risk in the valuation, that is, an exit price or a market-based measurement.

The concept of exit value is premised on the existence of a market and market participants for the specific asset or liability. When there is no market and/or market participants willing to make a market, IFRS establishes a fair value hierarchy that prioritizes the inputs to valuation techniques used to measure fair value. The hierarchy gives the highest priority to unadjusted quoted prices in active markets for identical assets or liabilities (Level 1 measurements) and the lowest priority to measurements involving significant unobservable inputs (Level 3 measurements). The three levels of the fair value hierarchy are as follows:

- Level 1 inputs are quoted prices (unadjusted) in active markets for identical assets or liabilities that we have the ability to access at the measurement date. A quote price in an active market provides the most reliable evidence of fair value and is used without adjustment to measure fair value whenever available.
- Level 2 inputs are inputs other than quoted prices in active markets that are observable for the asset or liability, either directly or indirectly, and are used mainly to determine the fair value of securities, investments or loans that are not actively traded. Level 2 inputs included equity prices, certain interest rates and yield curves, implied volatility, credit spreads and other market corroborated inputs, including inputs extrapolated from other observable inputs. In the absence of Level 1 inputs CEMEX determined fair values by iteration of the applicable Level 2 inputs, the number of securities and/or the other relevant terms of the contract, as applicable.
- Level 3 inputs are unobservable inputs for the asset or liability. We use unobservable inputs to determine fair values, to the extent there are no Level 1 or Level 2 inputs, in valuation models such as Black-Scholes, binomial, discounted cash flows or multiples of Operative EBITDA, including risk assumptions consistent with what market participants would use to arrive at fair value.

Significant judgment and estimates by management are required to appropriately identify the corresponding level of fair value applicable to each derivative financing transaction, as well as to assess the amounts of the resulting assets and liabilities, mainly in respect of level 2 and level 3 fair values, in order to account for the effects of derivative financial instruments in the financial statements. See note 16D to our 2014 audited consolidated financial statements included elsewhere in this annual report.

The estimated fair values of derivative financial instruments fluctuate over time determined by measuring the effect of future relevant economic variables according to the yield curves shown in the market as of the reporting date. These values should be viewed in relation to the fair values of the underlying instruments or transactions, and as part of our overall exposure to fluctuations in foreign exchange rates, interest rates and prices of shares. The notional amounts of derivative financial instruments do not necessarily represent amounts exchanged by the parties and, therefore, are not a direct measure of our exposure through our use of derivatives. The amounts exchanged are determined on the basis of the notional amounts and other variables included in the derivative instruments.

### ***Impairment of long-lived assets***

Our balance sheet reflects significant amounts of long-lived assets (including property, machinery and equipment, intangible assets of definite life and other investments) associated with our operations throughout the world. Many of these amounts have resulted from past acquisitions, which have required us to reflect these assets at their fair market values at the dates of acquisition. According to their characteristics and the specific accounting rules related to them, we assess the recoverability of our long-lived assets at least once a year, normally during the fourth quarter, as is the case for goodwill, or whenever events or circumstances arise that we believe trigger a requirement to review such carrying values, as is the case with property, machinery and equipment and intangible assets of definite life.



Property, machinery and equipment, intangible assets of definite life and other investments are tested for impairment upon the occurrence of factors such as the occurrence of a significant adverse event, changes in our operating environment, changes in projected use or in technology, as well as expectations of lower operating results for each cash generating unit, in order to determine whether their carrying amounts may not be recovered. In such cases, an impairment loss is recorded in the statements of operations for the period when such determination is made within "Other expenses, net." The impairment loss of an asset results from the excess of the asset's carrying amount over its recoverable amount, corresponding to the higher of the fair value of the asset, less costs to sell such asset, and the asset's value in use, the latter represented by the net present value of estimated cash flows related to the use and eventual disposal of the asset.

Goodwill and other intangible assets of indefinite life are tested for impairment when required due to significant adverse changes or at least once a year, during the last quarter of such year, by determining the recoverable amount of the group of cash-generating units ("CGUs") to which goodwill balances have been allocated, which consists of the higher of such group of CGUs fair value, less cost to sell and its value in use, represented by the discounted amount of estimated future cash flows to be generated by such CGUs to which goodwill has been allocated. Other intangible assets of indefinite life may be tested at the CGU or group of CGUs level, depending on their allocation. We determine discounted cash flows generally over periods of 5 years. In specific circumstances, when, according to our experience, actual results for a given cash-generating unit do not fairly reflect historical performance and most external economic variables provide the Company with confidence that a reasonably determinable improvement in the mid-term is expected in their operating results, management uses cash flow projections over a period of up to 10 years, to the extent we have detailed, explicit and reliable financial forecasts and is confident and can demonstrate its ability, based on past experience, to forecast cash flows accurately over that longer period. The number of additional periods above the standard period of 5 years of cash flow projections up to 10 years is determined by the extent to which future expected average performance resembles the historical average performance. If the value in use of a group of CGUs to which goodwill has been allocated is lower than its corresponding carrying amount, we determine the fair value of our reporting units using methodologies generally accepted in the market to determine the value of entities, such as multiples of Operating EBITDA and by reference to other market transactions, among others. An impairment loss under IFRS is recognized within other expenses, net, if the recoverable amount is lower than the net book value of the group of CGUs to which goodwill has been allocated. Impairment charges recognized on goodwill are not reversed in subsequent periods.

For the years ended December 31, 2012, 2013 and 2014, the geographic segments we reported in note 4 to our 2014 audited consolidated financial statements included elsewhere in this annual report, each integrated by groups of CGUs to which goodwill has been allocated for purposes of testing goodwill for impairment. In arriving at this conclusion, we considered: (a) that after the acquisition, goodwill was allocated at the level of the geographic operating segment; (b) that the operating components that comprise the reported segment have similar economic characteristics; (c) that the reported segments are used by us to organize and evaluate its activities in its internal information system; (d) the homogenous nature of the items produced and traded in each operative component, which are all used by the construction industry; (e) the vertical integration in the value chain of the products comprising each component; (f) the type of clients, which are substantially similar in all components, (g) the operative integration among components; and (h) the compensation system of specific country is based on the consolidated results of the geographic segment and not on the particular results of the components. In addition, the country level represents the lowest level within CEMEX at which goodwill is monitored for internal management purposes.

Significant judgment by management is required to appropriately assess the fair values and values in use of these assets. Impairment tests are significantly sensitive to, among other factors, the estimation of future prices of our products, the development of operating expenses, local and international economic trends in the construction industry, the long-term growth expectations in the different markets as well as the discount rates and the growth rates in perpetuity applied. For purposes of estimating future prices, we use, to the extent available, historical data plus the expected increase or decrease according to information issued by trusted external sources, such as

national construction or cement producer chambers and/or in governmental economic expectations. Operating expenses are normally measured as a constant proportion of revenues, following past experience. However, such operating expenses are also reviewed considering external information sources in respect to inputs that behave according to international prices, such as gas and oil. We use specific pre-tax discount rates for each group of CGUs to which goodwill is allocated, which are applied to pre-tax cash flows. The amounts of estimated undiscounted cash flows are significantly sensitive to the growth rate in perpetuity applied. Likewise, the amounts of discounted estimated future cash flows are significantly sensitive to the weighted average cost of capital (discount rate) applied. The higher the growth rate in perpetuity applied, the higher the amount obtained of undiscounted future cash flows by group of CGUs obtained. Conversely, the higher the discount rate applied, the lower the amount obtained of discounted estimated future cash flows by group of CGUs obtained. Additionally, we monitor the lives assigned to these long-lived assets for purposes of depreciation and amortization, when applicable. This determination is subjective and is integral to the determination of whether impairment has occurred.

During the last quarter of 2012, 2013 and 2014, we performed our annual goodwill impairment test. Based on these analyses, in 2014, 2013 and 2012 we did not determine impairment losses of goodwill, whereas, in 2011, we determined an impairment loss of goodwill for approximately Ps145 million (U.S.\$12 million) associated with our groups of CGUs to which goodwill has been allocated in Latvia, representing 100% of the goodwill balance associated with such country. The estimated impairment loss was mainly attributable to market dynamics in this country and its position in the business economic cycle, generating that the net book value exceeded its respective recoverable amount. See note 15C to our 2014 audited consolidated financial statements included elsewhere in this annual report.

Pretax discount rates and long-term growth rates used in the reporting units that represent most of the consolidated balance of goodwill under IFRS in 2012, 2013 and 2014 are as follows:

Reporting units	Discount rates			Growth rates		
	2012	2013	2014	2012	2013	2014
United States . . . . .	9.9%	9.8%	8.7%	2.5%	2.5%	2.5%
Spain . . . . .	11.5%	11.4%	10.1%	2.5%	2.3%	2.0%
Mexico . . . . .	10.7%	10.9%	9.7%	3.0%	3.8%	3.8%
Colombia . . . . .	10.7%	10.9%	9.7%	3.5%	4.2%	3.0%
France . . . . .	10.3%	10.7%	9.2%	1.9%	1.7%	1.7%
United Arab Emirates . . . . .	13.3%	12.2%	10.4%	3.6%	3.4%	3.4%
United Kingdom . . . . .	10.3%	10.5%	9.0%	2.7%	2.1%	2.4%
Egypt . . . . .	13.5%	13.0%	11.6%	4.0%	4.0%	4.0%
Range of discount rates in other countries . . . . .	11.1%—13.3%	11.0%—12.3%	9.2%—14.0%	3.4%—4.0%	2.4%—5.0%	2.1%—4.9%

As of December 31, 2014, the discount rates we used in our cash flows projections generally decreased from the discount rates we used in 2013, mainly as a result of reductions in both the funding cost observed in the industry and the risk free rate, which are significant assumptions made to determine discount rates. The funding cost decreased from 7.0% in 2013 to 6.1% in 2014, while the risk free rate decreased from 3.7% in 2013 to 3.1% in 2014. As of December 31, 2013, the discount rates changed slightly from the values determined in 2012, in each case mainly as a result of variations in the country specific sovereign yield as compared to the prior year. In respect to long-term growth rates, following general practice under IFRS, we use country specific rates, which are mainly obtained from the Consensus Economics, a compilation of analysts' forecast worldwide, or from the International Monetary Fund when the first are not available for a specific country.

In connection with our assumptions included in the table above, as of December 31, 2012, 2013 and 2014, we performed sensitivity analyses to changes in assumptions, affecting the value in use of all groups of cash-generating units with an independent reasonable possible increase of 1% in the pre-tax discount rate, and an independent possible decrease of 1% in the long-term growth rate. In addition, we performed cross-check

analyses for reasonableness of our results using multiples of Operating EBITDA. In order to arrive at these multiples, which represent a reasonableness check of our discounted cash flow model; we determined a weighted average of multiples of Operating EBITDA to enterprise value observed in the industry. The average multiple was then applied to a stabilized amount of Operating EBITDA and the result was compared to the corresponding carrying amount for each group of cash-generating units to which goodwill has been allocated. As of December 31, 2013 and 2014, we considered an industry weighted average Operating EBITDA multiple of 10.3 and 9.5, respectively. Our own EBITDA multiples to enterprise value as of the same dates were 11.6 times in 2013 and 10.9 times in 2014. The lowest multiple observed in our benchmark as of December 31, 2013 and 2014 was 7.2 times and 6.0 times, and the highest was 20.9 times and 16.4 times, respectively.

As of December 31, 2014 and 2013, none of our sensitivity analyses resulted in a relative impairment risk in our operating segments. As of December 31, 2012, the impairment charges resulting from the sensitivity analyses that would have resulted from an independent change of each one of the variables and/or by the use of multiples of Operating EBITDA, regarding the operating segment that presented a relative impairment risk, would have been as follows:

As of December 31, 2012		Sensitivity analysis of described change in assumptions			Multiples of Operating EBITDA
		Recognized impairment charges	Discount rate + 1pt	Long-term growth rate - 1pt	
(Amounts in millions)					
Spain . . . . .	U.S.\$	—	99	—	39
United Arab Emirates . . .		—	8	—	—

Nonetheless, we will continue to monitor the evolution of the specific cash-generating units to which goodwill has been allocated that presented relative goodwill impairment risk and, in the event that the relevant economic variables and the related cash flows projections would be negatively affected, it may result in a goodwill impairment loss in the future.

We maintain a market capitalization significantly lower than our levels prior to the 2008 global crisis, which we believe is due to factors such as: a) the contraction of the construction industry in the United States, which has experienced a continued slow recovery after the 2008 crisis, that has significantly affected our operations in such country and consequently our overall generation of cash flows; b) our significant amount of consolidated debt and our operating since August 2009 under the 2009 Financing Agreement and, since September 2012 under the Facilities Agreement (see note 16A to our 2014 audited consolidated financial statements included elsewhere in this annual report), has also significantly affected our valuation, considering the high uncertainty perceived by stakeholders regarding our odds of successfully achieving the different milestones established with our main creditors; and c) the transfer of capital during the last few years, mainly due to high volatility generated by continued liquidity problems in certain European countries, from variable income securities in developing countries such as Mexico to fixed income securities in developed countries such as the United States. The market price of CEMEX, S.A.B. de C.V.'s CPOs has recovered significantly after we entered into the Facilities Agreement (see note 16A to our 2014 audited consolidated financial statements included elsewhere in this annual report). In U.S. Dollar terms, our market capitalization decreased by approximately 6% in 2014 compared to 2013, to approximately U.S.\$12.7 billion (Ps186.8 billion).

Goodwill allocated to the United States accounted for approximately 78% and 77% of our total amount of consolidated goodwill as of December 31, 2014 and 2013. In connection with our determination of value in use relative to our groups of CGUs in the United States as of December 31, 2014 and 2013, we have considered several factors, such as the historical performance of such operating segment, including operating losses in recent years, the long-term nature of our investment, the recent signs of recovery in the construction industry, the significant economic barriers for new potential competitors considering the high investment required, and the lack of susceptibility of the industry to technology improvements or alternate construction products, among other factors. We has also considered recent developments in our operations in the United States, such as the 2%, 8% and 20% increases in ready-mix concrete volumes in 2014, 2013 and 2012, respectively, and the 8%, 6% and 4%

increases in 2012, 2013 and 2014, respectively, of ready-mix concrete prices, respectively, which are key drivers for cement consumption and our profitability, and which trends are expected to continue over the next few years, as anticipated in our cash flow projections.

In addition, as mentioned above, we performed a reasonableness test of the estimated value in use by performing a sensitivity analysis on key cash flow assumptions, and estimated the recoverable amount by using the method of multiples of Operating EBITDA.

Based on the above, considering economic assumptions that were verified for reasonableness with information generated by external sources, to the extent available, the value in use of the our operating segment in the United States exceeded the respective carrying amount for goodwill impairment test purposes as of December 31, 2013. The additional sensitivity analyses were as follows:

	<u>2013</u>
Basic test . . . . .	U.S.\$ 5,275
Sensitivity to plus 1 percent point in discount rate . . . . .	1,131
Sensitivity to minus 1 percent point in long-term growth . . . . .	2,263
Excess of multiples of Operating EBITDA over carrying amount . . . . .	1,878

As of December 31, 2013 and 2014, we consider that our combination of discount rate and long-term growth rate applied in the base model for our group of cash-generating units in the United States to which goodwill has been allocated reflect the particular risk factors existing as of the date of analysis.

In addition, we have significant balances of property, machinery and equipment. During 2012, 2013 and 2014, we recognized impairment losses of property, plant and equipment, mainly in connection with the permanent closing of operating assets for an aggregate amount of approximately Ps542 million (U.S.\$41 million), Ps1,358 million (U.S.\$106 million) and Ps589 million (U.S.\$40 million), respectively. See note 14 to our 2014 audited consolidated financial statements included elsewhere in this annual report.

As of December 31, 2013 and 2014, the consolidated balances of property, machinery and equipment, net, represented approximately 41.5% and 39.4%, respectively, of our total consolidated assets. Property, machinery and equipment are tested for impairment upon the occurrence of factors, such as a significant adverse event, changes in our operating environment, changes in projected use or in technology, as well as expectations of lower operating results for each CGU, in order to determine whether their carrying amounts may not be recovered. In such cases, an impairment loss is recorded in the income statements for the period when such determination is made within "Other expenses, net." The impairment loss of an asset results from the excess of such asset's carrying amount over its recoverable amount, corresponding to the higher of the fair value of the asset, less costs to sell such asset, and the asset's value in use, the latter represented by the net present value of estimated cash flows related to the use and eventual disposal of the asset. Significant judgment by management is required to appropriately assess the fair values and values in use of these assets. The main assumptions utilized to develop these estimates are a discount rate that reflects the risk of the cash flows associated with the assets evaluated and the estimations of generation of future income. Those assumptions are evaluated for reasonableness by comparing such discount rates to available market information and by comparing to third-party expectations of industry growth, such as governmental agencies or industry chambers of commerce.

As a result of impairment tests conducted on several cash-generating units considering certain triggering events, mainly: a) the closing and/or reduction of operations of cement and ready-mix concrete plants resulting from adjusting our supply to current demand conditions and b) the transferring of installed capacity to more efficient plants, for the years ended December 31, 2014 and 2013, we adjusted the related fixed assets to their estimated value in use in those circumstances in which the assets would continue in operation based on estimated cash flows during their remaining useful life, or to their realizable value, in case of permanent shut down, and recognized impairment losses in the following countries for the following amounts:

	<b>For the Year Ended December 31,</b>	
	<b>2013</b>	<b>2014</b>
	(in millions of Mexican Pesos)	
Spain . . . . .	Ps917	Ps125
Puerto Rico . . . . .	187	—
United States . . . . .	134	108
Germany . . . . .	59	19
Mexico . . . . .	36	221
United Kingdom . . . . .	—	59
Latvia . . . . .	2	—
Bangladesh . . . . .	—	14
Ireland . . . . .	—	—
Other countries . . . . .	23	43
	<u>Ps1,358</u>	<u>Ps589</u>

***Valuation reserves on accounts receivable and inventories***

On a periodic basis, we analyze the recoverability of our accounts receivable and our inventories (supplies, raw materials, work-in-process and finished goods), in order to determine if due to credit risk or other factors in the case of our receivables and due to weather or other conditions in the case of our inventories, some receivables may not be recovered or certain materials in our inventories may not be utilizable in the production process or for sale purposes. If we determine such a situation exists, book values related to the non-recoverable assets are adjusted and charged to the income statement through an increase in the doubtful accounts reserve or the inventory obsolescence reserve, as appropriate. These determinations require substantial management judgment and are highly complex when considering the various countries in which we have operations, each having its own economic circumstances that require continuous monitoring, and our numerous plants, deposits, warehouses and quarries. As a result, final losses from doubtful accounts or inventory obsolescence could differ from our estimated reserves

***Asset retirement obligations***

We recognize unavoidable obligations, legal or constructive, to restore operating sites upon retirement of long-lived assets at the end of their useful lives are measured at the net present value of estimated future cash flows to be incurred in the restoration process, and are initially recognized against the related assets' book value. The increase to the assets' book value is depreciated during its remaining useful life. The increase of the liability, related to the passage of time is charged to the line item "Other financial expenses, net." Adjustments to the liability for changes in estimations are recognized against fixed assets, and depreciation is modified prospectively.

Asset retirement obligations are related mainly to future costs of demolition, cleaning and reforestation, so that at the end of their operation, raw materials extraction sites, maritime terminals and other production sites are left in acceptable condition. Significant management judgment is required in assessing the estimated cash outflows that will be disbursed upon retirement of the related assets. See notes 17 and 24 to our 2014 audited consolidated financial statements included elsewhere in this annual report.

### ***Transactions in our own stock***

From time to time we have entered into various transactions involving our own stock. These transactions have been designed to achieve various financial goals but were primarily executed to give us a means of satisfying future transactions that may require us to deliver significant numbers of shares of our own stock. These transactions are described in detail in the notes to our 2014 audited consolidated financial statements included elsewhere in this annual report. We have viewed these transactions as hedges against future exposure even though they do not meet the definition of hedges under accounting principles. There is significant management judgment necessary to properly account for these transactions, as the obligations underlying the related transactions are required to be reflected at market value, with the changes in such value reflected in our income statement, including the mandatory convertible securities embedded and our optional convertible notes. These transactions raise the possibility that we could be required to reflect losses on the transactions in our own shares without having a converse reflection of gains on the transactions under which we would deliver such shares to others. See note 16D to our 2014 audited consolidated financial statements included elsewhere in this annual report.

### ***Emission rights***

In some of the countries where we operate, such as in countries of the European Union, governments have established mechanisms aimed at reducing CO<sub>2</sub> by means of which, industries releasing CO<sub>2</sub> must submit to the environmental authorities at the end of a compliance period, emission rights for a volume equivalent to the tons of CO<sub>2</sub> released. Since the mechanism for emissions reduction in the European Union has been in operation, a certain number of emission rights based on historical levels have been granted by the environmental authorities to industries free of cost. Therefore, companies are required to buy additional emission rights to meet any deficit between actual CO<sub>2</sub> emissions during the compliance period and emission rights held. Companies with surplus emission rights can also dispose of such surpluses in the market. In addition, the UNFCCC grants CERs to qualified CO<sub>2</sub> emission reduction projects. CERs may be used in specified proportions to settle emission rights obligations in the European Union. We actively participate in the development of projects aimed to reduce CO<sub>2</sub> emissions. Some of these projects have been awarded with CERs.

In the absence of an IFRS that defines the accounting treatment for these schemes, we account for the effects associated with CO<sub>2</sub> emission reduction mechanisms as follows:

- Emission rights granted by governments are not recognized in the balance sheet considering their cost is zero.
- Revenues from the sale of any surplus of emission rights are recognized decreasing cost of sales; in the case of forward sale transactions, revenues are recognized upon physical delivery of the emission certificates.
- Emission rights and/or CERs acquired to hedge current CO<sub>2</sub> emissions are recognized as intangible assets at cost, and are further amortized to cost of sales during the compliance period. In the case of forward purchases, assets are recognized upon physical reception of the emission certificates.
- We accrue a provision against cost of sales when the estimated annual emissions of CO<sub>2</sub> are expected to exceed the number of emission rights, net of any benefit obtained through swap transactions of emission rights for CERs.
- CERs received from the UNFCCC are recognized as intangible assets at their development cost, which are attributable mainly to legal expenses incurred with authorities in the process of obtaining such CERs.
- We do not maintain emission rights, CERs and/or forward transaction with trading purposes.

The combined effect of the use of alternate fuels that help reduce the emission of CO<sub>2</sub> and the downturn in produced cement volumes in the EU, has generated a surplus of emission rights held over the estimated CO<sub>2</sub>

emissions in recent years. From the consolidated surplus of emission rights, during 2011, we sold an aggregate amount of approximately 13.4 million certificates, receiving revenues of approximately Ps1,518 million (U.S.\$122 million), respectively. During 2012, 2013 and 2014, there were no sales of emission rights.

Significant judgment by management is required to appropriately assess estimated CO2 emissions and resulting excesses or deficit of allowances.

### ***Revenue recognition***

We consolidated net sales represent the value, before tax on sales, of products and services sold by consolidated subsidiaries as a result of ordinary activities, after the elimination of related parties transactions and are quantified at the fair value of the consideration received or receivable, decreased by any trade discounts or volume rebates granted to customers.

Revenue from the sale of goods and services is recognized when goods are delivered or services are rendered to customers, there is no condition or uncertainty implying a reversal thereof, and they have assumed the risk of loss. Revenues from trading activities, in which we acquire finished goods from a third party and subsequently we sell the goods to another third party, are recognized on a gross basis, considering that we assume the total risk of property on the goods purchased and we are not acting as agent or broker.

Revenue and costs associated with construction contracts are recognized in the period in which the work is performed by reference to the stage of completion of the contract activity at the end of the period, considering that the following have been defined: (a) each party's enforceable rights regarding the asset to be constructed; (b) the consideration to be exchanged; (c) the manner and terms of settlement; (d) actual cost incurred and contract costs required to complete the asset are effectively controlled; and (e) it is probable that the economic benefits associated with the contract will flow to us.

The percentage of completion of construction contracts represents the proportion that contract costs incurred for work performed to date bear to the estimated total contract costs or the surveys of work performed or the physical proportion of the contract work completed, whichever better reflects the percentage of completion under the specific circumstances. Progress payments and advances received from customers do not reflect the work performed and are recognized as a short or long term advanced payments, as appropriate.

## **Results of Operations**

### ***Consolidation of Our Results of Operations***

Our 2014 audited consolidated financial statements, included elsewhere in this annual report, include those subsidiaries in which we hold a controlling interest or which we otherwise control. Control exists when we have the power, directly or indirectly, to govern the administrative, financial and operating policies of an entity in order to obtain benefits from its activities.

Investments in associates are accounted for by the equity method, when we have significant influence, which is generally presumed with a minimum equity interest of 20% unless it is proven that we have significant influence with a lower percentage. Under the equity method, after acquisition, the investment's original cost is adjusted for the proportional interest of the holding company in the associate's equity and earnings, considering the effects of inflation.

All significant balances and transactions between related parties have been eliminated in consolidation.

For the periods ended December 31, 2012, 2013 and 2014, our consolidated results reflect the following transactions:

- On October 31, 2014, we announced that we had entered into agreements with Holcim, regarding a series of transactions in Europe, which closed on January 5, 2015, with retrospective effect as of

January 1, 2015. Pursuant to these agreements: a) in the Czech Republic, CEMEX acquired all of Holcim's assets, including a cement plant, four aggregates quarries and 17 ready-mix plants for approximately €115 million (U.S.\$139 million or Ps2,049 million); b) in Germany, CEMEX sold to Holcim its assets in the western part of the country, consisting of one cement plant, two cement grinding mills, one slag granulator, 22 aggregates quarries and 79 ready-mix plants for approximately €171 million (U.S.\$207 million or Ps3,047 million), while CEMEX maintained its operations in the north, east and south of the country; and c) in Spain, CEMEX acquired from Holcim one cement plant in the southern part of the country with a production capacity of 850 thousand tons, one cement mill in the central part of the country with grinding capacity of 900 thousand tons, as well as certain related train cargo facilities and warehouses, among other assets, for approximately €89 million (U.S.\$108 million or Ps1,592 million). The related assets in the western region of Germany were recognized at their estimated realizable value, net of costs to sell, and the reclassification from fixed assets to assets held for sale resulted in losses of approximately Ps242 million (U.S.\$16 million), which includes a loss of approximately Ps210 million (U.S.\$14 million) from the proportional reclassification to earnings of currency translation adjustments of the net investment in Germany accrued in equity.

- In November 2012, CEMEX Latam, a then wholly-owned subsidiary of CEMEX España, completed the sale of newly issued common shares in the CEMEX Latam Offering, representing approximately 26.65% of CEMEX Latam's outstanding common shares. CEMEX Latam is the main holding company for CEMEX's operations in Brazil, Colombia, Costa Rica, Guatemala, Nicaragua, Panama and El Salvador. CEMEX recognized within "Other equity reserves" a gain of approximately U.S. \$630 million (approximately Ps8,096 million). See "Item 5—Operating and Financial Review and Prospects—Investments, Acquisitions and Divestitures" for additional information regarding the CEMEX Latam Offering.
- In October 2012, Corporación Cementera Latinoamericana, S.L.U. (Sociedad Unipersonal), an indirect subsidiary of CEMEX España, completed the acquisition of the 49% non-controlling interest in CEMEX Guatemala, S.A., CEMEX's subsidiary in Guatemala, in a private transaction for approximately U.S.\$54 million (approximately Ps694 million), recognizing a reduction in the line items of "Other equity reserves" of approximately U.S.\$32 million (approximately Ps411 million).
- On May 17, 2012, through a public tender offer commenced on March 12, 2012, and after compliance with applicable regulations in Ireland, Readymix Investments, an indirect subsidiary of CEMEX España, acquired the 38.8% interest in Readymix plc, our main subsidiary in Ireland, that had not been owned by us for approximately €11 million (U.S.\$15 million or Ps187 million), for €0.25 per share in cash. The listing and trading of Readymix plc's shares on the Irish Stock Exchange was cancelled beginning on May 18, 2012.
- In August 2011, as a result of Ready Mix USA's exercise of its put option (see note 15B to our 2013 audited consolidated financial statements included elsewhere in this annual report), and after performance of the obligations by both parties under the put option agreement, effective as of August 1, 2011, through the payment of approximately U.S.\$352 million (approximately Ps4,914 million), we acquired our former joint venture partner's interests in CEMEX Southeast, LLC and Ready Mix USA, LLC, including a non-compete and a transition services agreement. In accordance with the joint venture agreements, from the date on which Ready Mix USA exercised its put option until the date we acquired Ready Mix USA's interest, Ready Mix USA continued to control and manage Ready Mix USA, LLC. Nonetheless, based on IAS 27, considering the existence of a settlement price that could have been paid any time until September 30, 2011 at our election, Ready Mix USA LLC's balance sheet was consolidated as of March 31, 2011 and its operating results beginning April 1, 2011. Upon consolidation, the purchase price was assigned to each joint venture in proportion to our relative contribution interest in CEMEX Southeast, LLC and Ready Mix USA, LLC considering the original fair values as of the dates of the agreements in 2005. We fully consolidated the acquisition of the minority interest in CEMEX Southeast, LLC, as of the acquisition date, and Ready Mix USA, LLC generated an aggregate gain of approximately U.S.\$24 million (approximately Ps316



million), which was recognized within “Other expenses, net.” During 2012 after the completion of the purchase price allocation, there were changes in the values of certain assets and liabilities, none of which were individually significant, which decreased the aggregate gain on purchase by approximately U.S.\$1 million (approximately Ps13 million). Our 2012 20-F includes the balance sheet of Ready Mix USA, LLC as of December 31, 2012, based on the best estimate of its net asset’s fair value as of the acquisition date of approximately Ps4,487 million, including cash and cash equivalents for approximately Ps912 million and debt for approximately Ps1,352 million, and its results of operations for the nine-month period ended December 31, 2011.

### Selected Consolidated Statement of Operations Data

The following table sets forth our selected consolidated statement of operations data for each of the three years ended December 31, 2012, 2013 and 2014 expressed as a percentage of net sales.

	<b>Year Ended December 31,</b>		
	<b>2012</b>	<b>2013</b>	<b>2014</b>
Net sales . . . . .	100%	100%	100%
Cost of sales . . . . .	<u>(70.4)</u>	<u>(68.9)</u>	<u>(68.0)</u>
Gross profit . . . . .	29.6	31.1	32.0
Administrative and selling expenses . . . . .	(12.1)	(12.3)	(12.0)
Distribution expenses . . . . .	<u>(8.9)</u>	<u>(8.8)</u>	<u>(9.4)</u>
Total administrative, selling and distribution expenses . .	<u>(21.0)</u>	<u>(21.1)</u>	<u>(21.4)</u>
Operating earnings before other expenses, net . . . . .	8.6	10.0	10.6
Other expenses, net . . . . .	<u>(2.8)</u>	<u>(2.5)</u>	<u>(2.4)</u>
Operating earnings . . . . .	5.8	7.5	8.2
Financial expense . . . . .	(9.4)	(10.2)	(10.2)
Other financial income, net . . . . .	0.5	0.9	1.2
Equity in gain of associates . . . . .	<u>0.4</u>	<u>0.1</u>	<u>0.1</u>
Loss before income tax . . . . .	<u>(2.7)</u>	<u>(1.7)</u>	<u>(0.7)</u>
Income taxes . . . . .	<u>(3.1)</u>	<u>(3.2)</u>	<u>(1.9)</u>
Consolidated net loss . . . . .	<u>(5.8)</u>	<u>(4.9)</u>	<u>(2.6)</u>
Non-controlling interest net income . . . . .	0.3	0.6	0.5
Controlling interest net loss . . . . .	<u>(6.1)</u>	<u>(5.5)</u>	<u>(3.1)</u>

## Year Ended December 31, 2014 Compared to Year Ended December 31, 2013

Summarized in the table below are the percentage (%) increases (+) and decreases (-) for the year ended December 31, 2014 compared to the year ended December 31, 2013 in our domestic cement and ready-mix concrete sales volumes, as well as export sales volumes of cement and domestic cement and ready-mix concrete average sales prices for each of our geographic segments. The table below and the other volume data presented by geographic segment in this “—Selected Consolidated Statement of Operations Data” section are presented before eliminations resulting from consolidation (including those shown on note 4 to our 2014 audited consolidated financial statements included elsewhere in this annual report).

<u>Geographic Segment</u>	<u>Domestic Sales Volumes</u>		<u>Export Sales Volumes</u>	<u>Average Domestic Sales Prices in Local Currency(1)</u>	
	<u>Cement</u>	<u>Ready-Mix Concrete</u>	<u>Cement</u>	<u>Cement</u>	<u>Ready-Mix Concrete</u>
Mexico . . . . .	+2%	+3%	-25%	+2%	+2%
United States . . . . .	+7%	+2%	—	+6%	+8%
<b>Northern Europe</b>					
United Kingdom . . . . .	+2%	+1%	—	+1%	+5%
Germany . . . . .	flat	-1%	+8%	+1%	+2%
France . . . . .	—	-6%	—	—	-1%
Rest of Northern Europe(2) . . . . .	+11%	+1%	+26%	-6%	-5%
<b>Mediterranean</b>					
Spain . . . . .	+2%	+6%	+99%	-5%	+6%
Egypt . . . . .	-6%	+12%	—	+19%	+18%
Rest of the Mediterranean(3) . . . . .	+14%	+8%	—	-6%	Flat
<b>South America and the Caribbean</b>					
Colombia . . . . .	+16%	+14%	—	-4%	+1%
Rest of SAC(4) . . . . .	-2%	+2%	+7%	-2%	-3%
<b>Asia</b>					
Philippines . . . . .	+11%	—	-30%	+3%	—
Rest of Asia(5) . . . . .	+1%	-15%	—	-3%	+7%

“—” = Not Applicable.

- (1) Represents the average change in domestic cement and ready-mix concrete prices in local currency terms. For purposes of a geographic segment consisting of a region, the average prices in local currency terms for each individual country within the region are first translated into U.S. Dollar terms (except for the Rest of Northern Europe and the Rest of the Mediterranean regions, which is translated first into Euros) at the exchange rates in effect as of the end of the reporting period. Variations for a region represent the weighted average change of prices in U.S. Dollar terms (except for the Rest of Northern Europe and the Rest of the Mediterranean regions, which represent the weighted average change of prices in Euros) based on total sales volumes in the region.
- (2) Refers primarily to our operations in the Czech Republic, Austria, Poland, Hungary and Latvia, as well as trading activities in Scandinavia and Finland.
- (3) Includes mainly the operations in Croatia, the UAE and Israel.
- (4) Includes the operations in Costa Rica, Panama, Puerto Rico, the Dominican Republic, Nicaragua, Jamaica and other countries in the Caribbean, Guatemala, and small ready-mix concrete operations in Argentina.
- (5) Includes our operations in Thailand, Bangladesh and Malaysia.

On a consolidated basis, our cement sales volumes increased approximately 5%, from 65.0 million tons in 2013 to 68.0 million tons in 2014, and our ready-mix concrete sales volumes increased approximately 2%, from 54.9 million cubic meters in 2013 to 56.0 million cubic meters in 2014. Our net sales increased approximately 7%, from Ps195.7 billion in 2013 to Ps210 billion in 2014, and our operating earnings before other expenses, net, increased approximately 14%, from Ps19.5 billion in 2013 to Ps22.2 billion in 2014.

The following tables present selected financial information of net sales and operating earnings before other expenses, net, for each of our geographic segments for the years ended December 31, 2014 and 2013. The net sales information in the table below is presented before eliminations resulting from consolidation (including those shown on note 4 to our 2014 audited consolidated financial statements included elsewhere in this annual report). Variations in net sales determined on the basis of Mexican Pesos include the appreciation or depreciation which occurred during the period between the local currencies of the countries in the regions vis-à-vis the Mexican Peso; therefore, such variations differ substantially from those based solely on the countries' local currencies:

<u>Geographic Segment</u>	<u>Variation in Local Currency(1)</u>	<u>Approximate Currency Fluctuations Effects</u>	<u>Variation in Mexican Pesos</u>	<u>Net Sales For the Year Ended December 31,</u>	
				<u>2013</u>	<u>2014</u>
				(in millions of Mexican Pesos)	
Mexico .....	+26%	—	+26%	Ps 40,932	Ps 51,411
United States .....	+11%	+4%	+15%	42,582	49,127
<b>Northern Europe</b>					
United Kingdom .....	+9%	+10%	+19%	14,368	17,071
Germany .....	+1%	+2%	+3%	13,715	14,138
France .....	-7%	+3%	-4%	13,393	12,914
Rest of Northern Europe(2) .....	—	+6%	+6%	12,250	12,936
<b>Mediterranean</b>					
Spain .....	+19%	+3%	+22%	3,856	4,717
Egypt .....	+14%	+2%	+16%	6,162	7,123
Rest of the Mediterranean(3) .....	+4%	+3%	+8%	9,517	10,294
<b>South America and the Caribbean</b>					
Colombia .....	+3%	-3%	flat	13,203	13,242
Rest of SAC(4) .....	flat	+5%	+5%	15,527	16,292
<b>Asia</b>					
Philippines .....	+17%	flat	+17%	5,067	5,912
Rest of Asia(5) .....	-7%	+4%	-3%	2,330	2,263
<b>Others(6)</b> .....	-25%	+6%	-19%	16,604	13,532
Net sales before eliminations .....			+10%	Ps 209,506	Ps 230,972
Eliminations from consolidation .....				(13,845)	(20,949)
<b>Consolidated net sales</b> .....			+7%	<u>Ps 195,661</u>	<u>Ps 210,023</u>

Geographic Segment	Variation in Local Currency(1)	Approximate Currency Fluctuations Effects	Variation in Mexican Pesos	Operating Earnings (Loss) Before Other Expenses, Net For the Year Ended December 31,	
				2013	2014
(in millions of Mexican Pesos)					
Mexico . . . . .	+8%	—	+8%	Ps 10,247	Ps 11,060
United States . . . . .	+86%	+1%	+87%	(2,906)	(381)
<b>Northern Europe</b>					
United Kingdom . . . . .	+416%	+27%	+443%	123	668
Germany . . . . .	+45%	-12%	+33%	183	244
France . . . . .	-57%	+2%	-55%	742	336
Rest of Northern Europe(2) . . . . .	+13%	-6%	+7%	421	451
<b>Mediterranean</b>					
Spain . . . . .	+20%	+3%	+23%	(269)	(208)
Egypt . . . . .	+13%	+2%	+15%	1,911	2,190
Rest of the Mediterranean(3) . . . . .	-7%	+2%	-5%	1,109	1,059
<b>South America and the Caribbean</b>					
Colombia . . . . .	-10%	-2%	-12%	4,964	4,362
Rest of SAC(4) . . . . .	-1%	+7%	+6%	3,843	4,079
<b>Asia</b>					
Philippines . . . . .	+19%	+2%	+21%	853	1,036
Rest of Asia(5) . . . . .	+28%	+8%	+36%	73	99
<b>Others(6)</b> . . . . .	-28%	-29%	-57%	(1,790)	(2,812)
Operating earnings before other expenses, net . . . . .			+14%	Ps 19,504	Ps 22,183

“—” = Not Applicable.

- (1) Represents the variation in local currency terms. For purposes of a geographic segment consisting of a region, the variation in local currency terms for each individual country within the region are first translated into U.S. Dollar terms (except for the Rest of Northern Europe and the Rest of the Mediterranean regions, which is translated first into Euros) at the exchange rates in effect as of the end of the reporting period. Variations for a region represent the change in U.S. Dollar terms (except for the Rest of Northern Europe and the Rest of the Mediterranean regions, which represent the change in Euros), net, in the region.
- (2) Refers primarily to our operations in the Czech Republic, Austria, Poland, Hungary and Latvia, as well as trading activities in Scandinavia and Finland.
- (3) Includes mainly the operations in Croatia, the UAE and Israel.
- (4) Includes the operations in Costa Rica, Panama, Puerto Rico, the Dominican Republic, Nicaragua, Jamaica and other countries in the Caribbean, Guatemala, and small ready-mix concrete operations in Argentina.
- (5) Includes our operations in Thailand, Bangladesh and Malaysia.
- (6) Our Others segment refers to: (i) cement trade maritime operations, (ii) our information technology solutions business (Neoris N.V.), (iii) CEMEX, S.A.B. de C.V. and other corporate entities and (iv) other minor subsidiaries with different lines of business.

#### *Net sales*

Our consolidated net sales increased approximately 7%, from Ps195.7 billion in 2013 to Ps210.0 billion in 2014. The increase was primarily attributable to higher prices of our products, in local currency terms, in most of our operations, as well as higher volumes in Mexico, the United States, the United Kingdom and our Mediterranean, South and Central America and the Caribbean and Asia regions. Set forth below is a quantitative and qualitative analysis of the various factors affecting our net sales on a geographic segment basis. The discussion of volume data and net sales information below is presented before eliminations resulting from consolidation as described in note 4 to our 2014 audited consolidated financial statements included elsewhere in this annual report.

### *Mexico*

Our domestic cement sales volumes from our operations in Mexico increased approximately 2% in 2014 compared to 2013, and ready-mix concrete sales volumes increased approximately 3% over the same period. Our net sales from our operations in Mexico represented approximately 22% of our total net sales for the year ended December 31, 2014, in Mexican Peso terms, before eliminations resulting from consolidation. The increases in domestic cement and ready-mix concrete sales volumes were primarily attributable to an increase in the demand for our products driven by higher activity in the formal residential and the industrial-and-commercial sectors. In addition, increased activity in the infrastructure sector supported by the continued strong levels of public investment, and a recovery in the informal residential sector driven by improved macroeconomic indicators such as job creation and remittances, also contributed to the increase in domestic cement and ready-mix concrete sales volumes. Our cement export volumes of our operations in Mexico, which represented approximately 5% of our Mexican cement sales volumes for the year ended December 31, 2014, decreased approximately 25% in 2014 compared to 2013, primarily as a result of lower export volumes to South America. Of our total cement export volumes from our operations in Mexico during 2014, approximately 29% was shipped to the United States, approximately 35% to Central America and the Caribbean and approximately 36% to South America. Our average sales price of domestic cement from our operations in Mexico increased approximately 2%, in Mexican Peso terms, in 2014 compared to 2013, and our average sales price of ready-mix concrete also increased approximately 2%, in Mexican Peso terms, over the same period. For the year ended December 31, 2014, cement represented approximately 53%, ready-mix concrete approximately 24% and our aggregates and other businesses approximately 23% of our net sales from our operations in Mexico before intra-sector eliminations within the segment and before eliminations from consolidation, as applicable.

As a result of the increases in domestic cement and ready-mix concrete sales volumes and average sales prices, our net sales in Mexico, in Mexican Peso terms, increased approximately 26% in 2014 compared to 2013.

### *United States*

Our domestic cement sales volumes from our operations in the United States increased approximately 7% in 2014 compared to 2013, and ready-mix concrete sales volumes increased approximately 2% over the same period. The increases in domestic cement and ready-mix concrete sales volumes of our operations in the U.S. resulted primarily from an increased demand in most of our U.S. markets. The industrial-and-commercial sector and the residential sector were the main drivers for volume growth. Office, hotels and manufacturing construction activity contributed favorably to the performance of the industrial-and-commercial sector. Activity in the residential sector was driven mainly by the multi-family segment supported by positive fundamentals such as large pent-up demand, relatively high affordability, and low levels of inventories. Our operations in the United States represented approximately 21% of our total net sales for the year ended December 31, 2014, in Mexican Peso terms, before eliminations resulting from consolidation. Our average domestic cement sales prices of our operations in the United States increased approximately 6%, in U.S. Dollar terms, in 2014 compared to 2013, and our average ready-mix concrete sales price increased approximately 8%, in U.S. Dollar terms, over the same period. For the year ended December 31, 2014, cement represented approximately 29%, ready-mix concrete approximately 35% and our aggregates and other businesses approximately 36% of net sales from our operations in the United States before intra-sector eliminations within the segment and before eliminations from consolidation, as applicable.

As a result of the increases in domestic cement and ready-mix concrete sales volumes and average sales prices, net sales from our operations in the United States, in U.S. Dollar terms, increased approximately 11% in 2014 compared to 2013.

### *Northern Europe*

In 2014, our operations in the Northern Europe region consisted of our operations in the United Kingdom, Germany and France, which represent the most significant operations in this region, in addition to our Rest of Northern Europe segment, which refers primarily to our operations in the Czech Republic, Austria, Poland,

Hungary and Latvia, as well as trading activities in Scandinavia and Finland. Our net sales from our operations in the Northern Europe region represented approximately 25% of our total net sales for the year ended December 31, 2014, in Mexican Peso terms, before eliminations resulting from consolidation. As of December 31, 2014, our operations in the Northern Europe region represented approximately 14% of our total assets. Set forth below is a quantitative and qualitative analysis of the effects of the various factors affecting our net sales for our main operations in the Northern Europe region. See “Item 5—Operating and Financial Review and Prospects—Recent Developments Relating to Our Operations—CEMEX and Holcim Close a Series of Transactions in Europe.”

#### *United Kingdom*

Our domestic cement sales volumes from our operations in the United Kingdom increased approximately 2% in 2014 compared to 2013, and ready-mix concrete sales volumes increased approximately 1% over the same period. The increases in domestic cement and ready-mix concrete sales volumes resulted primarily from the increased activity in the residential sector that continued to grow, at a more moderate rate, supported by a rise in consumer confidence and government incentives to promote home ownership. The industrial-and-commercial sector performed favorably during 2014 driven by office construction in large cities. Our operations in the United Kingdom represented approximately 7% of our total net sales for the year ended December 31, 2014, in Mexican Peso terms, before eliminations resulting from consolidation. Our average sales price of domestic cement from our operations in the United Kingdom increased approximately 1%, in Pound terms, in 2014 compared to 2013, and our average sales price of ready-mix concrete increased approximately 5%, in Pound terms, over the same period. For the year ended December 31, 2014, cement represented approximately 16%, ready-mix concrete approximately 27% and our aggregates and other businesses approximately 57% of net sales from our operations in the United Kingdom before intra-sector eliminations within the segment and before eliminations from consolidation, as applicable.

As a result of the increases in domestic cement and ready-mix concrete sales volumes and average sales prices, net sales from our operations in the United Kingdom, in Pound terms, increased approximately 9% in 2014 compared to 2013.

#### *Germany*

Our domestic cement sales volumes from our operations in Germany remained flat in 2014 compared to 2013, and ready-mix concrete sales volumes decreased approximately 1% over the same period. The decrease in our ready-mix concrete sales volumes reflects the general change in the economic outlook, as well as some construction-workforce constraints. The residential sector continued to benefit from low levels of unemployment and mortgage rates despite land availability and regulatory caps in rental increases. A growth in wages and net immigration also contributed to housing demand. In the industrial-and-commercial sector, there have been postponements and cancellations of projects. Our cement export volumes of our operations in Germany, which represented approximately 31% of our Germany cement sales volumes for the year ended December 31, 2014, increased approximately 8% in 2014 compared to 2013, primarily as a result of higher export volumes to Europe. Our operations in Germany represented approximately 6% of our total net sales for the year ended December 31, 2014, in Mexican Peso terms, before eliminations resulting from consolidation. Our average sales price of domestic cement from our operations in Germany increased approximately 1%, in Euro terms, in 2014 compared to 2013, and our average sales price of ready-mix concrete increased approximately 2%, in Euro terms, over the same period. For the year ended December 31, 2014, cement represented approximately 27%, ready-mix concrete approximately 37% and our aggregates and other businesses approximately 36% of net sales from our operations in Germany before intra-sector eliminations within the segment and before eliminations from consolidation, as applicable.

As a result of the increases in domestic cement and ready-mix concrete average sales prices, partially offset by a decrease in ready-mix concrete sales volumes, net sales from our operations in Germany, in Euro terms, increased approximately 1% in 2014 compared to 2013.

### *France*

Our ready-mix concrete sales volumes from our operations in France decreased approximately 6% in 2014 compared to 2013. The decrease in ready-mix concrete sales volumes resulted primarily from the deterioration of the French economy. In the infrastructure sector, activity slowed down due to public financing constraints and the cancellation or postponement of some projects due to the government's deficit reduction objectives; however, the sector continues to be supported by a number of ongoing highway and high-speed-railway projects that started in 2012. The performance of the residential sector continues to be affected by high levels of unemployment, loss of buying power and a less attractive buy-to-let program. Our operations in France represented approximately 6% of our total net sales for the year ended December 31, 2014, in Mexican Peso terms, before eliminations resulting from consolidation. Our average sales price of ready-mix concrete of our operations in France decreased approximately 1%, in Euro terms, in 2014 compared to 2013. For the year ended December 31, 2014, ready-mix concrete represented approximately 69% and our aggregates and other businesses approximately 31% of net sales from our operations in France before intra-sector eliminations within the segment and before eliminations from consolidation, as applicable.

As a result of the decreases in ready-mix concrete sales volumes and average sales price, net sales from our operations in France, in Euro terms, decreased approximately 7% in 2014 compared to 2013.

### *Rest of Northern Europe*

In 2014, our operations in our Rest of Northern Europe segment consisted primarily of our operations in the Czech Republic, Austria, Poland, Hungary and Latvia, as well as trading activities in Scandinavia and Finland. Our domestic cement sales volumes of our operations in our Rest of Northern Europe segment increased approximately 11% in 2014 compared to 2013, and ready-mix concrete sales volumes increased approximately 1% over the same period. The increase in domestic cement volumes resulted primarily from an increase in sales volumes in our Poland operations. Our cement export volumes of our operations in the Rest of Northern Europe, which represented approximately 27% of our Rest of Northern Europe cement sales volumes for the year ended December 31, 2014, increased approximately 26% in 2014 compared to 2013, primarily as a result of higher export volumes to Europe and Asia. Our net sales from our operations in our Rest of Northern Europe segment represented approximately 6% of our total net sales for the year ended December 31, 2014, in Mexican Peso terms, before eliminations resulting from consolidation. Our average sales price of domestic cement from our operations in our Rest of Northern Europe segment decreased approximately 6%, in Euro terms, in 2014 compared to 2013, and our average sales price of ready-mix concrete decreased approximately 5%, in Euro terms, over the same period. For the year ended December 31, 2014, cement represented approximately 37%, ready-mix concrete approximately 40% and our aggregates and other businesses approximately 23% of net sales from our operations in our Rest of Northern Europe segment before intra-sector eliminations within the segment and before eliminations resulting from consolidation, as applicable.

As a result of the increases in domestic cement and ready-mix concrete sales volumes, completely offset by decreased in domestic cement and ready-mix concrete average sales prices, net sales in our Rest of Northern Europe segment, in Euro terms, remained flat in 2014 compared to 2013.

### *The Mediterranean*

In 2014, our operations in the Mediterranean region consisted of our operations in Spain and Egypt, which represent the most significant operations in this region, in addition to our Rest of the Mediterranean segment, which includes mainly our operations in Croatia, the UAE and Israel. Our net sales from our operations in the Mediterranean region represented approximately 9% of our total net sales for the year ended December 31, 2014, in Mexican Peso terms, before eliminations resulting from consolidation. As of December 31, 2014, our operations in the Mediterranean region represented approximately 8% of our total assets. Set forth below is a quantitative and qualitative analysis of the effects of the various factors affecting our net sales for our main operations in the Mediterranean region.

### *Spain*

Our domestic cement sales volumes from our operations in Spain increased approximately 2% in 2014 compared to 2013, while ready-mix concrete sales volumes increased approximately 6% over the same period. The increases in domestic cement and ready-mix concrete sales volumes resulted primarily from the activity in the residential sector that continues to improve supported by macroeconomic and better credit conditions in the country. In addition, the increase in public biddings started to reflect in activity in the infrastructure sector. Our operations in Spain represented approximately 2% of our total net sales for the year ended December 31, 2014, in Mexican Peso terms, before eliminations resulting from consolidation. Our cement export volumes of our operations in Spain, which represented approximately 64% of our Spain cement sales volumes for the year ended December 31, 2014, increased approximately 99% in 2014 compared to 2013, primarily as a result of higher export volumes to Africa and Europe. Of our total cement export volumes of our operations in Spain during 2014, approximately 4% were to Central America and the Caribbean, approximately 9% were to South America, approximately 36% were to Europe and to the Middle East and approximately 51% were to Africa. Our average sales price of domestic cement of our operations in Spain decreased approximately 5%, in Euro terms, in 2014 compared to 2013, and our average sales price of ready-mix concrete increased approximately 6%, in Euro terms, over the same period. For the year ended December 31, 2014, cement represented approximately 75%, ready-mix concrete approximately 15% and our aggregates and other businesses approximately 10% of net sales from our operations in Spain before intra-sector eliminations within the segment and before eliminations from consolidation, as applicable.

As a result of the increases in domestic cement and ready-mix concrete sales volumes and the average ready-mix-concrete sales price, partially offset by a decrease in the average domestic cement sales price, net sales from our operations in Spain, in Euro terms, increased approximately 19% in 2014 compared to 2013.

### *Egypt*

Our domestic cement sales volumes from our operations in Egypt decreased approximately 6% in 2014 compared to 2013, while ready-mix concrete sales volumes increased approximately 12% over the same period. The decrease in domestic cement sales volumes resulted primarily from electricity shortages and the increased cement-production capacity in the country. The informal sector continues to be the main driver of demand for our products. In addition, the formal residential sector continued to see increased activity. Our net sales from our operations in Egypt represented approximately 3% of our total net sales for the year ended December 31, 2014, in Mexican Peso terms. Our average sales price of domestic cement increased approximately 19%, in Egyptian pound terms, in 2014 compared to 2013, and our average sales price of ready-mix concrete increased approximately 18%, in Egyptian pound terms, over the same period. For the year ended December 31, 2014, cement represented approximately 88%, ready-mix concrete approximately 7% and our aggregates and other businesses approximately 5% of net sales from our operations in Egypt before intra-sector eliminations within the segment and before eliminations from consolidation, as applicable.

As a result of the increases in ready-mix concrete sales volumes and domestic cement and ready-mix concrete average sales prices, partially offset by a decrease in domestic cement sales volumes, our net sales in Egypt, in Egyptian pound terms, increased approximately 14% in 2014 compared to 2013.

### *Rest of the Mediterranean*

In 2014, our operations in our Rest of the Mediterranean segment consisted mainly of our operations in Croatia, the UAE and Israel. Our domestic cement sales volumes of our operations in our Rest of the Mediterranean segment increased approximately 14% in 2014 compared to 2013, and ready-mix concrete sales volumes increased approximately 8% over the same period. The increases in domestic cement and ready-mix concrete sale volumes resulted primarily from increased levels of activity in the infrastructure and residential sectors in Israel and increased levels of construction in the UAE. Our cement export volumes of our operations in



the Rest of the Mediterranean, which represented approximately 42% of our Rest of the Mediterranean cement sales volumes for the year ended December 31, 2014, increased approximately 2% in 2014 compared to 2013, primarily as a result of higher export volumes to the Middle East, partially offset by lower export volumes to Europe. Our net sales from our operations in our Rest of the Mediterranean segment represented approximately 4% of our total net sales for the year ended December 31, 2014, in Mexican Peso terms, before eliminations resulting from consolidation. Our average sales price of domestic cement from our operations in our Rest of the Mediterranean decreased approximately 6%, in Euro terms, in 2014 compared to 2013, and our average sales price of ready-mix concrete remained flat in Euro terms, over the same period. For the year ended December 31, 2014, cement represented approximately 19%, ready-mix concrete approximately 58% and our aggregates and other businesses approximately 23% of our net sales from our operations in our Rest of the Mediterranean segment before intra-sector eliminations within the segment and before eliminations resulting from consolidation, as applicable.

As a result of the increases in domestic cement and ready-mix concrete sales volumes, partially offset by a decrease in the domestic cement average sales price, net sales in our Rest of the Mediterranean segment, in Euro terms, increased approximately 4% in 2014 compared to 2013.

### ***South America and the Caribbean***

In 2014, our operations in the South America and the Caribbean region consisted of our operations in Colombia, which represents the most significant operations in this region, in addition to our Rest of South America and the Caribbean segment, which includes our operations in Costa Rica, Guatemala, Panama, Nicaragua, Puerto Rico, the Dominican Republic, Jamaica and other countries in the Caribbean, as well as small ready-mix concrete operations in Argentina. Some of these trading operations in the Caribbean region consist of the resale of cement produced by our operations in Mexico. Our net sales from our operations in the South America and the Caribbean region represented approximately 13% of our total net sales for the year ended December 31, 2014, in Mexican Peso terms, before eliminations resulting from consolidation. As of December 31, 2014, our operations in the South America and the Caribbean region represented approximately 7% of our total assets. Set forth below is a quantitative and qualitative analysis of the effects of the various factors affecting our net sales for our main operations in the South America and the Caribbean region.

### ***Colombia***

Our domestic cement sales volumes from our operations in Colombia increased approximately 16% in 2014 compared to 2013, and ready-mix concrete sales volumes increased approximately 14% over the same period. The increases in domestic cement and ready-mix concrete sales volumes resulted primarily from increased demand in all sectors. The residential sector, including self-construction and formal housing, continued its positive trend. Infrastructure remained also an important driver for demand of our products with the execution of several ongoing highway projects. The industrial-and-commercial sector continued with a strong performance driven by office and commercial buildings. Our net sales from our operations in Colombia represented approximately 6% of our total net sales for the year ended December 31, 2014, in Mexican Peso terms, before eliminations resulting from consolidation. Our average sales price of domestic cement from our operations in Colombia decreased approximately 4%, in Colombian Peso terms, in 2014 compared to 2013, and our average sales price of ready-mix concrete increased approximately 1%, in Colombian Peso terms, over the same period. For the year ended December 31, 2014, cement represented approximately 57%, ready-mix concrete approximately 30% and our aggregates and other businesses approximately 13% of our net sales from our operations in Colombia before intra-sector eliminations within the segment and before eliminations from consolidation, as applicable.

As a result of the increases in domestic cement and ready-mix concrete sales volumes and the average in ready-mix concrete sales price, partially offset by a decrease in the average domestic cement sales price, net sales of our operations in Colombia, in Colombian Peso terms, increased approximately 3% in 2014 compared to 2013.

### *Rest of South America and the Caribbean*

For the year ended December 31, 2014, our operations in our Rest of South America and the Caribbean segment included our operations in Costa Rica, Guatemala, Panama, Nicaragua, Puerto Rico, the Dominican Republic, Jamaica and other countries in the Caribbean, and small ready-mix concrete operations in Argentina. Our domestic cement volumes from our operations in our Rest of South America and the Caribbean segment decreased approximately 2% in 2014 compared to 2013, and ready-mix concrete sales volumes increased approximately 2%, over the same period. The decrease in domestic cement sales volumes resulted primarily from a decrease in our sales volumes in our operations in Panama, while the increase in our ready-mix concrete sales volumes resulted primarily from an increase in our sales volumes in our operations in the Dominican Republic. Our net sales from our operations in our Rest of South America and the Caribbean segment represented approximately 7% of our total net sales for the year ended December 31, 2014, in Mexican Peso terms, before eliminations resulting from consolidation. Our average sales price of domestic cement from our operations in our Rest of South America and the Caribbean segment decreased approximately 2% in U.S. Dollar terms, in 2014 compared to 2013, and our average sales price of ready-mix concrete decreased approximately 3%, in U.S. Dollar terms, over the same period. For the year ended December 31, 2014, cement represented approximately 73%, ready-mix concrete approximately 19% and our other businesses approximately 8% of net sales from our operations in our Rest of South America and the Caribbean segment before intra-sector eliminations within the segment and before eliminations from consolidation, as applicable.

As a result of the decreases in domestic cement sales volumes and domestic cement and ready-mix concrete average sales volumes, completely offset by an increase of ready-mix concrete sales price, net sales of our operations in our Rest of South America and the Caribbean segment, in U.S. Dollar terms, remained flat in 2014 compared to 2013.

### *Asia*

For the year ended December 31, 2014, our operations in the Asia region consisted of our operations in the Philippines, which represent the most significant operations in this region, in addition to our Rest of Asia segment, which includes our operations in Thailand, Bangladesh and Malaysia. Our net sales from our operations in the Asia region represented approximately 5% of our total net sales for the year ended December 31, 2014, in Mexican Peso terms, before eliminations resulting from consolidation. As of December 31, 2014, our operations in the Asia region represented approximately 2% of our total assets. Set forth below is a quantitative and qualitative analysis of the effects of the various factors affecting our net sales for our main operations in the Asia region.

#### *The Philippines*

Our domestic cement sales volumes from our operations in the Philippines increased approximately 11% in 2014 compared to 2013. The increase in our domestic cement sales volumes resulted primarily from strong public and private spending and also reflect the introduction of the new cement-grinding mill at the end of the year. Favorable economic conditions such as stable levels of inflation and mortgage rates, and healthy remittances inflows continue to support the activity in the residential sector. Increased investor confidence contributed to the positive performance of the industrial-and-commercial sector during 2014 supported by different industries including manufacturing, automotive, business process outsourcing, gaming and hospitality, among others. Investment in the infrastructure sector has increased, although at a moderate pace reflecting a slow implementation of projects. In addition, the infrastructure and industrial-and-commercial sectors continued with their positive performance. Our cement export volumes of our operations in Philippines, which represented approximately 1% of our Philippines cement sales volumes for the year ended December 31, 2014, decreased approximately 30% in 2014 compared to 2013, primarily as a result of lower export volumes to the Asia region. Our net sales from our operations in the Philippines represented approximately 3% of our total net sales for the year ended December 31, 2014, in Mexican Peso terms, before eliminations resulting from consolidation. Our average sales price of domestic cement from our operations in the Philippines increased approximately 3% in

Philippine Peso terms, in 2014 compared to 2013. For the year ended December 31, 2014, cement represented approximately 99% of our net sales from our operations in the Philippines before intra-sector eliminations within the segment and before eliminations from consolidation, as applicable.

As a result of the increases in domestic cement sales volumes and average sales price, net sales of our operations in the Philippines, in Philippine Peso terms, increased approximately 17% in 2014 compared to 2013.

#### *Rest of Asia*

For the year ended December 31, 2014, our operations in our Rest of Asia segment included our operations in Thailand, Bangladesh and Malaysia. Our domestic cement sales volumes from our operations in our Rest of Asia segment increased approximately 1% in 2014 compared to 2013, and ready-mix concrete sales volumes decreased approximately 15% over the same period. The decrease in ready-mix concrete sales volumes resulted primarily from the fact that we consolidated the results of our operations in China for the full year in 2013 while we only consolidated such results through August 31st in 2014. Our net sales from our operations in our Rest of Asia segment represented approximately 2% of our total net sales for the year ended December 31, 2014, in Mexican Peso terms, before eliminations resulting from consolidation. Our average sales price of domestic cement decreased approximately 3% in U.S. Dollar terms, in 2014 compared to 2013, and the average sales price of ready-mix concrete increased approximately 7%, in U.S. Dollar terms, over the same period. For the year ended December 31, 2014, cement represented approximately 44%, the average ready-mix concrete approximately 48% and our other businesses approximately 8% of net sales from our operations in our Rest of Asia segment before intra-sector eliminations within the segment and before eliminations from consolidation, as applicable.

As a result of the decreases in ready-mix concrete sales volumes and the average domestic cement sales price, partially offset by an increase in domestic cement sales volumes and ready-mix concrete sales price, net sales from our operations in our Rest of Asia segment, in U.S. Dollar terms, decreased approximately 7% in 2014 compared to 2013.

#### *Others*

Our Others segment refers to: (i) cement trade maritime operations, (ii) our information technology solutions business (Neoris N.V.), (iii) CEMEX, S.A.B. de C.V. and other corporate entities and (iv) other minor subsidiaries with different lines of business. Net sales from our Others segment decreased approximately 25% before intra-sector eliminations within the segment and before eliminations from consolidation, as applicable, in 2014 compared to 2013, in U.S. Dollar terms. The decrease in net sales in our Others segment primarily was a result of a decrease in our worldwide cement volumes of our trading operations. For the year ended December 31, 2014, our information technology solutions company represented approximately 35% and our trading operations represented approximately 31% of our net sales in our Others segment, in U.S. Dollar terms.

*Cost of Sales.* Our cost of sales, including depreciation, increased approximately 6% from Ps134.8 billion in 2013 to Ps142.7 billion in 2014. As a percentage of net sales, cost of sales decreased from 68.9% in 2013 to 68.0% in 2014. The decrease in cost of sales as a percentage of net sales was mainly driven by our improvement on operating efficiencies and product mix. Our cost of sales includes freight expenses of raw materials used in our producing plants and delivery expenses of our ready-mix concrete business.

*Gross Profit.* For the reasons explained above, our gross profit increased approximately 10% from approximately Ps60.9 billion in 2013 to approximately Ps67.3 billion in 2014. As a percentage of net sales, gross profit increased from approximately 31.1% in 2013 to 32.0% in 2014. In addition, our gross profit may not be directly comparable to those of other entities that include all their freight expenses in cost of sales. As described above, we include freight expenses of finished products from our producing plants to our points of sale and from our points of sale to our customers' locations within distribution expenses, which in aggregate represented costs of approximately Ps17.2 billion in 2013 and approximately Ps19.8 billion in 2014.

*Administrative, selling and distribution expenses.* Our administrative, selling and distribution expenses increased approximately 9%, from approximately Ps41.3 billion in 2013 to approximately Ps45.1 billion in 2014. As a percentage of net sales, administrative, selling and distribution expenses increased from approximately 21.2% in 2013 to 21.5% in 2014. Our administrative, selling and distribution expenses includes (i) expenses related to personnel and equipment comprising our selling network and those expenses related to warehousing at the points of sale, which were included as part of our administrative and selling expenses line item in the amount of approximately Ps8.1 billion in 2013 and Ps6.2 billion in 2014; and (ii) freight expenses of finished products from our producing plants to our points of sale and from our points of sale to our customers' facilities, which were included as part of our distribution expenses line item and which, for the years ended December 31, 2013 and 2014, represented Ps17.2 billion and Ps19.8 billion, respectively.

*Operating Earnings Before Other Expenses, Net.* For the reasons mentioned above, our operating earnings before other expenses, net increased approximately 14% from approximately Ps19.5 billion in 2013 to approximately Ps22.2 billion in 2014. As a percentage of net sales, operating earnings before other expenses, net increased from approximately 10.0% in 2013 to 10.6% in 2014. Additionally, set forth below is a quantitative and qualitative analysis of the effects of the various factors affecting our operating earnings before other expenses, net on a geographic segment basis.

#### *Mexico*

Our operating earnings before other expenses, net, from our operations in Mexico increased approximately 8%, in Mexican Peso terms, from operating earnings before other expenses, net, of approximately Ps10.3 billion in 2013 to operating earnings before other expenses, net, of approximately Ps11.1 billion in 2014. The increase resulted primarily from the increases in domestic cement and ready-mix concrete sales volumes and average sales prices driven by higher activity in the formal residential, industrial-and-commercial and infrastructure sectors.

#### *United States*

Our operating loss before other expenses, net, from our operations in the United States decreased approximately 86% in U.S. Dollar terms. The decrease in operating loss before other expenses net, resulted primarily from the increases in domestic cement and ready-mix concrete sales volumes and average sales prices and by our continuous improvement operating efficiencies.

#### *Northern Europe*

##### *United Kingdom*

Our operating earnings before other expenses, net, from our operations in the United Kingdom increased significantly in Pound terms. The increase resulted primarily from increases in domestic cement and ready-mix concrete sales volumes and average sales prices supported by favorable performance in the residential and industrial-and-commercial sectors.

##### *Germany*

Our operating earnings before other expenses, net, from our operations in Germany increased 45% in Euro terms. The increase resulted primarily from the increases in cement and ready-mix concrete sales average sales prices as a result of housing demand in the residential sector.

##### *France*

Our operating earnings before other expenses, net, from our operations in France decreased approximately 57% in Euro terms. The decrease resulted primarily by the decreases in ready-mix concrete sales volumes and average sales price affected by the deterioration of the economy that has mainly slowed down the activity in the infrastructure and residential sectors.

### *Rest of Northern Europe*

Our operating earnings before other expenses, net, from our operations in our Rest of Northern Europe segment increased approximately 13% in Euro terms. The increase resulted primarily from the increases in domestic cement and ready-mix concrete sales volumes, supported by the infrastructure and industrial-and-commercial sectors.

### ***The Mediterranean***

#### *Spain*

Our operating loss before other expenses, net, from our operations in Spain increased approximately 20% in Euro terms. The increase in the operating loss before other expenses, net, resulted primarily from the increases in domestic cement and ready-mix concrete sales volumes and the average ready-mix concrete sales price as a result of the improvement in the residential and infrastructure sectors.

#### *Egypt*

Our operating earnings before other expenses, net, from our operations in Egypt increased 13% in Egypt Pound terms. The increase resulted primarily from the increases in ready-mix concrete sales volumes and domestic cement and ready-mix concrete average sales prices, partially offset by a decrease in domestic cement volumes.

#### *Rest of the Mediterranean*

Our operating earnings before other expenses, net, from our operations in our Rest of the Mediterranean segment decreased approximately 7% in Euro terms. The decrease resulted primarily from lower domestic cement and ready-mix concrete sales volumes in Croatia and Israel, partially offset by our operating results in UAE.

### ***South America and the Caribbean***

#### *Colombia*

Our operating earnings before other expenses, net, from our operations in Colombia decreased approximately 10% in Colombian Peso terms. The decrease resulted primarily from an increase in our Colombian cost of sales, mainly from higher production and maintenance costs.

#### *Rest of South America and the Caribbean*

Our operating earnings before other expenses, net, from our operations in our Rest of South America and the Caribbean segment decreased approximately 1% in U.S. Dollar terms. The decrease resulted primarily from the decreases in domestic cement volumes and domestic cement and ready-mix concrete average sales prices and from an increase in our Dominican Republic cost of sales.

### ***Asia***

#### *The Philippines*

Our operating earnings before other expenses, net, from our operations in the Philippines increased approximately 19% in Philippine Peso terms. The increase resulted primarily from the increases in domestic cement sales volumes and average sales prices and was driven mainly by strong public and private spending and favorable economic conditions that had a positive impact in all of our markets in the country.

### *Rest of Asia*

Our operating earnings before other expenses, net, from our operations in our Rest of Asia segment increased approximately 28% in U.S. Dollar terms. The increase resulted primarily from an increase in ready-mix concrete sales volumes.

### *Others*

Our operating loss before other expenses, net, from our operations in our Others segment increased approximately 28% in U.S. Dollar terms. The increase in our operating loss resulted primarily from a decrease in trading operations and others, such as transport and concrete multiproducts.

*Other Expenses, Net.* Our other expenses, net, increased approximately 5%, in Mexican Peso terms, from approximately Ps4.9 billion in 2013 to approximately Ps5.1 billion in 2014. The increase resulted primarily from impairment losses from assets held for sale.

The most significant items included under this caption for the years ended December 31, 2013 and 2014 are as follows:

	<u>For the Year Ended December 31,</u>	
	<u>2013</u>	<u>2014</u>
	<u>(in millions of Mexican Pesos)</u>	
Impairment losses and effects from assets held for sale . . .	Ps(1,591)	Ps(3,867)
Restructuring costs . . . . .	(963)	(546)
Charitable contributions . . . . .	(25)	(18)
Results from sales of assets and others, net . . . . .	<u>(2,324)</u>	<u>(697)</u>
	<u>Ps(4,903)</u>	<u>Ps(5,128)</u>

### **Financial Items**

Pursuant to IFRS, financial items include:

- financial or interest expense on borrowed funds;
- financial income on cash and cash equivalents;
- changes in the fair value resulting from the valuation of financial instruments, including derivative instruments and marketable securities;
- foreign exchange gains or losses associated with monetary assets and liabilities denominated in foreign currencies; and
- accretion result from assets and liabilities and others.

	<u>Year Ended December 31,</u>	
	<u>2013</u>	<u>2014</u>
	<u>(in millions of Mexican Pesos)</u>	
Financial items:		
Financial expense . . . . .	Ps(19,937)	Ps(21,504)
Other financial income, net:		
Financial income . . . . .	424	324
Results from financial instruments . . . . .	2,075	(874)
Foreign exchange results . . . . .	57	3,920
Effects of net present value on assets and liabilities and others, net . . . .	<u>(850)</u>	<u>(875)</u>
	<u>Ps(18,231)</u>	<u>Ps(19,009)</u>

Our financial items in 2014, which comprises financial expense and other financial income, net, as reported in our statements of operations, increased 4% from a loss of approximately Ps18.2 billion in 2013 to a loss of approximately Ps19.0 billion in 2014. The components of the change are shown above.

Our financial expense increased approximately 8%, from approximately Ps19.9 billion in 2013 to approximately Ps21.5 billion in 2014, primarily attributable to premium payments, partially offset by lower interest rates on our financial debt.

Our other financial income, net decreased approximately 24%, from Ps424 million in 2013 to Ps324 million in 2014. Our result from financial instruments decreased significantly from a gain of approximately Ps2,075 million in 2013 to a loss of approximately Ps874 million in 2014, primarily attributable to derivatives related to CEMEX shares. Our foreign exchange result increased significantly, from a gain of approximately Ps57 million in 2013 to a gain of approximately Ps3.9 billion in 2014. The increase was primarily attributable to the fluctuation of the Mexican Peso against the U.S. Dollar. The accretion expense, which represents the effects on our net assets and liabilities recognized at amortized cost due to the passage of time, increased by approximately 3% from an expense of approximately Ps850 million in 2013 to an expense of Ps875 million in 2014.

*Derivative Financial Instruments.* For the years ended December 31, 2013 and 2014, our derivative financial instruments that had a potential impact on our other financial income consisted of equity forward in third-party shares contracts, interest rate swaps contracts derivatives related to energy projects, conversion options embedded in the March 2015 Optional Convertible Subordinated U.S. Dollar Notes and the March 2016 and March 2018 Optional Convertible Subordinated U.S. Dollar Notes until December 31, 2012 and since then, the conversion option embedded in the November 2019 Mandatory Convertible Mexican Peso Notes, as discussed in note 16D to our 2014 audited consolidated financial statements included elsewhere in this annual report.

For the year ended December 31, 2014, our loss from our financial instruments decreased significantly for the reasons described above. See “Item 5—Operating and Financial Review and Prospects—Liquidity and Capital Resources—Our Equity Forward Arrangements.”

*Income Taxes.* Our income tax effect in the statement of operations, which is primarily comprised of current income taxes plus deferred income taxes, decreased approximately 35% from an expense of approximately Ps6.2 billion in 2013 to an expense of Ps4.0 billion in 2014.

The decrease in the income tax expense is mainly attributable to current income taxes, which decreased from an expense of approximately Ps14.2 billion in 2013 to an expense of approximately Ps4.2 billion in 2014, resulting primarily from the absence of no material negative effects related to the consolidation regime in Mexico in 2014 compared to 2013.

Our deferred tax expense decreased from an income of approximately Ps8.0 billion in 2013 to an income of approximately Ps195 million in 2014. Our deferred tax benefit decrease was primarily attributable to the changes in income tax rates in some of the countries where CEMEX operates. See notes 19B and 19D to our 2014 audited consolidated financial statements included elsewhere in this annual report.

For each of the years ended December 31, 2013 and 2014, our approximate statutory income tax rate was 30%. Our effective tax rate in 2013 resulted in a negative tax rate of 182.6%, considering a loss before income tax of approximately Ps3.4 billion, while our effective tax rate in 2014 resulted in a negative tax rate of 242.7%, considering a loss before income tax of approximately Ps1.7 billion. See “Item 3—Key Information—Risk Factors—Certain tax matters may have an adverse effect on our cash flow, financial condition and net income.”

*Consolidated Net Loss.* For the reasons described above, our consolidated net loss (before deducting the portion allocable to non-controlling interest) for 2014 decreased 41%, from a consolidated net loss of approximately Ps9.6 billion in 2013 to a consolidated net loss of approximately Ps5.7 billion in 2014.

*Non-controlling Interest Net Income.* Changes in non-controlling interest net income in any period reflect changes in the percentage of the stock of our subsidiaries held by non-associated third-parties as of the end of each month during the relevant period and the consolidated net loss attributable to those subsidiaries. Non-controlling interest net income decreased, from a gain of Ps1.2 billion in 2013 to a gain of Ps1.1 billion in 2014, primarily attributable to a decrease in the net income of the consolidated entities in which others have a non-controlling interest.

*Controlling Interest Net Loss.* Controlling interest net loss represents the difference between our consolidated net loss and non-controlling interest net income, which is the portion of our consolidated net loss attributable to those of our subsidiaries in which non-associated third-parties hold interests. For the reasons described above, our controlling interest net loss decreased 37%, from a net loss of approximately Ps10.8 billion in 2013 to a controlling interest net loss of approximately Ps6.8 billion in 2014.

### Year Ended December 31, 2013 Compared to Year Ended December 31, 2012

Summarized in the table below are the percentage (%) increases (+) and decreases (-) for the year ended December 31, 2013 compared to the year ended December 31, 2012 in our domestic cement and ready-mix concrete sales volumes, as well as export sales volumes of cement and domestic cement and ready-mix concrete average prices for each of our geographic segments. The table below and the other volume data presented by geographic segment in this “—Selected Consolidated Statement of Operations Data” section are presented before eliminations resulting from consolidation (including those shown on note 4 to our 2013 audited consolidated financial statements included elsewhere in this annual report).

<u>Geographic Segment</u>	<u>Domestic Sales Volumes</u>		<u>Export Sales Volumes</u>	<u>Average Domestic Prices in Local Currency(1)</u>	
	<u>Cement</u>	<u>Ready-Mix Concrete</u>	<u>Cement</u>	<u>Cement</u>	<u>Ready-Mix Concrete</u>
Mexico . . . . .	-8%	-6%	+6%	-3%	Flat
United States . . . . .	+5%	+8%	—	+3%	+6%
<b>Northern Europe</b>					
United Kingdom . . . . .	+7%	+4%	—	-3%	+2%
Germany . . . . .	+1%	-4%	-9%	-1%	+5%
France . . . . .	—	-6%	—	—	+2%
Rest of Northern Europe(2) . . . . .	-10%	-4%	-7%	+5%	+1%
<b>Mediterranean</b>					
Spain . . . . .	-28%	-27%	-13%	+5%	-5%
Egypt . . . . .	+7%	-11%	—	+14%	+15%
Rest of the Mediterranean(3) . . . . .	-2%	+15%	+100%	-2%	+8%
<b>SAC</b>					
Colombia . . . . .	+1%	+8%	—	+5%	+8%
Rest of SAC(4) . . . . .	+5%	-4%	—	-2%	+4%
<b>Asia</b>					
Philippines . . . . .	+8%	—	-28%	+5%	—
Rest of Asia(5) . . . . .	-4%	-12%	—	+9%	+4%

N/A = Not Applicable

- (1) Represents the average change in domestic cement and ready-mix concrete prices in local currency terms. For purposes of a geographic segment consisting of a region, the average prices in local currency terms for each individual country within the region are first translated into U.S. Dollar terms (except for the Rest of Northern Europe and the Rest of the Mediterranean regions, which is translated first into Euros) at the exchange rates in effect as of the end of the reporting period. Variations for a region represent the weighted average change of prices in U.S. Dollar terms (except for the Rest of Northern Europe and the Rest of the Mediterranean regions, which represent the weighted average change of prices in Euros) based on total sales volumes in the region.



- (2) Refers primarily to operations in Ireland, the Czech Republic, Austria, Poland, Hungary and Latvia, as well as trading activities in Scandinavia and Finland.
- (3) Includes mainly the operations in Croatia, the UAE and Israel.
- (4) Includes the operations in Costa Rica, Panama, Puerto Rico, the Dominican Republic, Nicaragua, Jamaica and other countries in the Caribbean, Guatemala, and small ready-mix concrete operations Argentina.
- (5) Includes primarily our operations in Thailand, Bangladesh, China and Malaysia.

On a consolidated basis, our cement sales volumes decreased approximately 1%, from 65.8 million tons in 2012 to 65 million tons in 2013, and our ready-mix concrete sales volumes remained flat at approximately 54.9 million cubic meters in 2012 and 2013. Our net sales decreased approximately 1%, from Ps197 billion in 2012 to Ps195.7 billion in 2013, and our operating earnings before other expenses, net, increased approximately 15%, from Ps17 billion in 2012 to Ps19.5 billion in 2013.

The following tables present selected financial information of net sales and operating earnings before other expenses, net, for each of our geographic segments for the years ended December 31, 2013 and 2012. The net sales information in the table below is presented before eliminations resulting from consolidation (including those shown on note 4 to our 2013 audited consolidated financial statements included elsewhere in this annual report). Variations in net sales determined on the basis of Mexican Pesos include the appreciation or depreciation which occurred during the period between the local currencies of the countries in the regions vis-à-vis the Mexican Peso; therefore, such variations differ substantially from those based solely on the countries' local currencies:

<u>Geographic Segment</u>	<u>Variation in Local Currency(1)</u>	<u>Approximate Currency Fluctuations Net of inflation effect</u>	<u>Variation in Mexican Pesos</u>	<u>Net Sales For the Year Ended December 31,</u>	
				<u>2012</u>	<u>2013</u>
				(in millions of Mexican Pesos)	
Mexico . . . . .	-8%	—	-8%	Ps 44,412	Ps40,932
United States . . . . .	+8%	-2%	+6%	40,319	42,582
<b>Northern Europe</b>					
United Kingdom . . . . .	+2%	-4%	-2%	14,620	14,368
Germany . . . . .	-6%	+1%	-5%	14,406	13,715
France . . . . .	Flat	+1%	+1%	13,324	13,393
Rest of Northern Europe(2) . . . . .	-7%	+3%	-4%	12,778	12,250
<b>Mediterranean</b>					
Spain . . . . .	-21%	+1%	-20%	4,841	3,856
Egypt . . . . .	+16%	-19%	-3%	6,382	6,162
Rest of the Mediterranean(3) . . . . .	+19%	-2%	+17%	8,160	9,517
<b>SAC</b>					
Colombia . . . . .	+18%	-7%	+11%	11,932	13,203
Rest of SAC(4) . . . . .	+2%	-8%	-6%	16,450	15,527
<b>Asia</b>					
Philippines . . . . .	+12%	-4%	+8%	4,704	5,067
Rest of Asia(5) . . . . .	-2%	-2%	-4%	2,430	2,330
<b>Others(6)</b> . . . . .	-9%	+19%	+10%	15,154	16,604
Net sales before eliminations . . . . .			Flat	Ps209,912	Ps209,506
Eliminations from consolidation . . . . .					
Eliminations from consolidation . . . . .				(12,876)	(13,845)
<b>Consolidated net sales</b> . . . . .			-1%	<u>Ps197,036</u>	<u>Ps195,661</u>

<u>Geographic Segment</u>	<u>Variation in Local Currency(1)</u>	<u>Approximate Currency Fluctuations Net of inflation effect</u>	<u>Variation in Mexican Pesos</u>	<u>Operating Earnings (Loss) Before Other Expenses, Net For the Year Ended December 31,</u>	
				<u>2012</u>	<u>2013</u>
				<u>(in millions of Mexican Pesos)</u>	
Mexico . . . . .	-24%	—	-24%	Ps13,403	Ps10,247
United States . . . . .	+54%	-2%	+52%	(6,059)	(2,906)
<b>Northern Europe</b>					
United Kingdom . . . . .	-98%	+11%	-87%	914	123
Germany . . . . .	+154%	+5%	+159%	(311)	183
France . . . . .	-2%	—	-2%	759	742
Rest of Northern Europe(2) . . . . .	-52%	—	-52%	879	421
<b>Mediterranean</b>					
Spain . . . . .	-142%	-1%	-141%	659	(269)
Egypt . . . . .	+19%	-19%	Flat	1,917	1,911
Rest of the Mediterranean(3) . . . . .	+51%	-5%	+46%	762	1,109
<b>SAC</b>					
Colombia . . . . .	+17%	-7%	+10%	4,509	4,964
Rest of SAC(4) . . . . .	+16%	-11%	+5%	3,656	3,843
<b>Asia</b>					
Philippines . . . . .	+39%	+4%	+43%	596	853
Rest of Asia(5) . . . . .	+249%	-140%	+109%	35	73
<b>Others(6)</b> . . . . .	-9%	+71%	+62%	(4,718)	(1,790)
Operating earnings before other expenses, net . . .			+15%	<u>Ps17,001</u>	<u>Ps19,504</u>

“—” = Not Applicable

- (1) Represents the variation in local currency terms. For purposes of a geographic segment consisting of a region, the variation in local currency terms for each individual country within the region are first translated into U.S. Dollar terms (except for the Rest of Northern Europe and the Rest of the Mediterranean regions, which is translated first into Euros) at the exchange rates in effect as of the end of the reporting period. Variations for a region represent the change in U.S. Dollar terms (except for the Rest of Northern Europe and the Rest of the Mediterranean regions, which represent the change in Euros), net, in the region.
- (2) Refers primarily to operations in Ireland, the Czech Republic, Austria, Poland, Hungary and Latvia, as well as trading activities in Scandinavia and Finland.
- (3) Includes mainly the operations in Croatia, the UAE and Israel.
- (4) Includes the operations in Costa Rica, Panama, Puerto Rico, the Dominican Republic, Nicaragua, Jamaica and other countries in the Caribbean, Guatemala, and small ready-mix concrete operations Argentina.
- (5) Includes primarily our operations in Thailand, Bangladesh, China and Malaysia.
- (6) Our Others segment refers to: (i) cement trade maritime operations, (ii) our information technology solutions business (Neoris N.V.), (iii) CEMEX, S.A.B. de C.V. and other corporate entities and (iv) other minor subsidiaries with different lines of business.

*Net sales.* Our consolidated net sales decrease approximately 1%, from Ps197.0 billion in 2012 to Ps195.7 billion in 2013. The decrease was primarily attributable to lower volumes and prices from our operations in Mexico and Spain, partially mitigated by higher volumes and prices in local currency terms in the United States and Colombia. Set forth below is a quantitative and qualitative analysis of the various factors affecting our net sales on a geographic segment basis. The discussion of volume data and net sales information below are presented before eliminations resulting from consolidation (including those shown on note 4 to our 2013 audited consolidated financial statements included elsewhere in this annual report).

### *Mexico*

Our domestic cement sales volumes from our operations in Mexico decreased approximately 8% in 2013 compared to 2012, and ready-mix concrete sales volumes decreased approximately 6% over the same period. Our net sales from our operations in Mexico represented approximately 20% of our total net sales for the year ended December 31, 2013, in Mexican Peso terms, before eliminations resulting from consolidation. The decrease in domestic cement and ready-mix concrete sales volumes were primarily attributable to homebuilder's working capital financial constraints and high levels of inventories, resulting in lower demand in residential sector. The decrease in sales volumes was partially offset by positive performance in the industrial and commercial sectors and infrastructure spending accelerated during the second half of 2013. Our cement export volumes of our operations in Mexico, which represented approximately 7% of our Mexican cement sales volumes for the year ended December 31, 2013, increased approximately 6% in 2013 compared to 2012, primarily as a result of higher export volumes to South America, Central American and the Caribbean, and the United States. Of our total cement export volumes from our operations in Mexico during 2013, approximately 17% was shipped to the United States, 19% to Central America and the Caribbean and 64% to South America. Our average sales price of domestic cement from our operations in Mexico decreased approximately 3%, in Mexican Peso terms, in 2013 compared to 2012, and our average sales price of ready-mix concrete remained flat, in Mexican Peso terms, over the same period. For the year ended December 31, 2013, cement represented approximately 52%, ready-mix concrete approximately 24% and our aggregates and other businesses approximately 24% of our net sales from our operations in Mexico before intra-sector eliminations within the segment and before eliminations from consolidation, as applicable.

As a result of the decreases in domestic cement and ready-mix concrete sales volumes and domestic cement average sale prices, our net sales in Mexico, in Mexican Peso terms, decreased approximately 8% in 2013 compared to 2012.

### *United States*

Our domestic cement sales volumes from our operations in the United States increased approximately 5% in 2013 compared to 2012, and ready-mix concrete sales volumes increased approximately 8% over the same period. The increases in domestic cement and ready-mix concrete sales volumes of our operations in the U.S. resulted primarily from the strong fundamentals such as high affordability, large pent-up demand and low levels of inventories that continued to be the main driver of the demand in the residential sector. In addition, the industrial and commercial sectors also contributed favorably to demand growth and the infrastructure sector showed a slight improvement in highway spending. Our operations in the United States represented approximately 20% of our total net sales for the year ended December 31, 2013, in Mexican Peso terms, before eliminations resulting from consolidation. Our average domestic cement sales price of our operations in the United States increased approximately 3%, in U.S. Dollar terms, in 2013 compared to 2012, and our average ready-mix concrete sales prices increased approximately 6%, in U.S. Dollar terms, over the same period. For the year ended December 31, 2013, cement represented approximately 29%, ready-mix concrete approximately 35% and our aggregates and other businesses approximately 36% of net sales from our operations in the United States before intra-sector eliminations within the segment and before eliminations from consolidation, as applicable.

As a result of the increases in domestic cement and ready-mix concrete sales volumes as well as the increase in average domestic cement and ready-mix concrete sales prices, net sales from our operations in the United States, in U.S. Dollar terms, increased approximately 8% in 2013 compared to 2012.

### *Northern Europe*

In 2013, our operations in the Northern Europe region consisted of our operations in the United Kingdom, Germany and France, which represent the most significant operations in this region, in addition to our Rest of Northern Europe segment, which refers primarily to our operations in Ireland, the Czech Republic, Austria, Poland, Hungary and Latvia, as well as trading activities in Scandinavia and Finland. Our net sales from our operations in the Northern Europe region represented approximately 26% of our total net sales for the year ended

December 31, 2013, in Mexican Peso terms, before eliminations resulting from consolidation. As of December 31, 2013, our operations in the Northern Europe region represented approximately 15% of our total assets. Set forth below is a quantitative and qualitative analysis of the effects of the various factors affecting our net sales for our main operations in the Northern Europe region.

#### *United Kingdom*

Our domestic cement sales volumes from our operations in the United Kingdom increased approximately 7% in 2013 compared to 2012, and ready-mix concrete sales volumes increased approximately 4% over the same period. The increases in domestic cement and ready-mix concrete sales volumes resulted primarily from the improved macroeconomic conditions that contributed to higher activity in the country. In addition, the residential sector continued driving the demand for our products, which benefited from the governmental incentives to promote home ownership. Our operations in the United Kingdom represented approximately 7% of our total net sales for the year ended December 31, 2013, in Mexican Peso terms, before eliminations resulting from consolidation. Our average sales price of domestic cement from our operations in the United Kingdom decreased approximately 3%, in Pound terms, in 2013 compared to 2012, and our average sales price of ready-mix concrete increased approximately 2%, in Pound terms, over the same period. For the year ended December 31, 2013, cement represented approximately 16%, ready-mix concrete approximately 27% and our aggregates and other businesses approximately 57% of net sales from our operations in the United Kingdom before intra-sector eliminations within the segment and before eliminations from consolidation, as applicable.

As a result of the increases in domestic cement and ready-mix concrete sales volumes and average ready-mix concrete sales prices, partially offset by the decrease in domestic cement average sales prices, net sales from our operations in the United Kingdom, in Pound terms, increased approximately 2% in 2013 compared to 2012.

#### *Germany*

Our domestic cement sales volumes from our operations in Germany increased approximately 1% in 2013 compared to 2012, and ready-mix concrete sales volumes decreased approximately 4% over the same period. The decrease in ready-mix concrete sales volumes resulted primarily from adverse weather conditions that mitigated the demand for our products. The decrease in ready-mix concrete sales volumes, was partially offset by low unemployment and mortgage rates, as well as higher wages and salaries that contributed to an increase activity in the residential sector, which was the main driver of demand for our products. Moreover, the performance of the infrastructure sector remained stable. Our cement export volumes of our operations in Germany, which represented approximately 29% of our Germany cement sales volumes for the year ended December 31, 2013, decreased approximately 9% in 2013 compared to 2012, primarily as a result of lower export volumes to Europe. Our operations in Germany represented approximately 7% of our total net sales for the year ended December 31, 2013, in Mexican Peso terms, before eliminations resulting from consolidation. Our average sales price of domestic cement from our operations in Germany decreased approximately 1%, in Euro terms, in 2013 compared to 2012, and our average sales price of ready-mix concrete increased approximately 5%, in Euro terms, over the same period. For the year ended December 31, 2013, cement represented approximately 26%, ready-mix concrete approximately 37% and our aggregates and other businesses approximately 37% of net sales from our operations in Germany before intra-sector eliminations within the segment and before eliminations from consolidation, as applicable.

As a result of the decrease in ready-mix concrete sales volumes and domestic cement sales price, partially offset by the increases in domestic cement sales volumes and ready-mix concrete average sales prices, net sales from our operations in Germany, in Euro terms, decreased approximately 6% in 2013 compared to 2012.

#### *France*

Our ready-mix concrete sales volumes from our operations in France decreased approximately 6% in 2013 compared to 2012. The decrease in ready-mix concrete sales volumes resulted primarily from a high level of

unemployment, a less attractive buy-to-let program and limited credit availability which affected the performance in the residential sector. In contrast, the activity in the industrial and commercial sectors, especially in industrial buildings, mitigated the decline in volumes. The infrastructure activity continues to be supported by a number of ongoing highway and high-speed-railway projects. Our operations in France represented approximately 6% of our total net sales for the year ended December 31, 2013, in Mexican Peso terms, before eliminations resulting from consolidation. Our average sales price of ready-mix concrete of our operations in France increased approximately 2%, in Euro terms, in 2013 compared to 2012. For the year ended December 31, 2013, ready-mix concrete represented approximately 71% and our aggregates and other businesses approximately 29% of net sales from our operations in France before intra-sector eliminations within the segment and before eliminations from consolidation, as applicable.

As a result of the decrease in ready-mix concrete sales volumes, offset by the increase in ready-mix concrete average sales prices, net sales from our operations in France, in Euro terms, remained flat in 2013 compared to 2012.

#### *Rest of Northern Europe*

In 2013, our operations in our Rest of Northern Europe segment consisted primarily of our operations in Ireland, the Czech Republic, Austria, Poland, Hungary and Latvia, as well as trading activities in Scandinavia and Finland. Our domestic cement sales volumes of our operations in our Rest of Northern Europe segment decreased approximately 10% in 2013 compared to 2012, and ready-mix concrete sales volumes decreased approximately 4% over the same period. The decreases in domestic cement and ready-mix concrete sales volumes resulted primarily from lower activity in the infrastructure sector as well as high levels of unemployment and limited credit availability in the residential sector, mainly in Poland. Our cement export volumes of our operations in the Rest of Northern Europe, which represented approximately 24% of our Rest of Northern Europe cement sales volumes for the year ended December 31, 2013, decreased approximately 7% in 2013 compared to 2012, primarily as a result of lower export volumes to Europe and Asia. Our net sales from our operations in our Rest of Northern Europe segment represented approximately 6% of our total net sales for the year ended December 31, 2013, in Mexican Peso terms, before eliminations resulting from consolidation. Our average sales price of domestic cement from our operations in our Rest of Northern Europe segment increased approximately 5%, in Euro terms, in 2013 compared to 2012, and our average sales price of ready-mix concrete increased approximately 1%, in Euro terms, over the same period. For the year ended December 31, 2013, cement represented approximately 39%, ready-mix concrete approximately 41% and our aggregates and other businesses approximately 20% of net sales from our operations in our Rest of Northern Europe segment before intra-sector eliminations within the segment and before eliminations resulting from consolidation, as applicable.

As a result of the decreases in domestic cement and ready-mix concrete sales volumes, partially mitigated by increases in average sales prices, net sales in our Rest of Northern Europe segment, in Euro terms, decreased approximately 7% in 2013 compared to 2012.

#### *The Mediterranean*

In 2013, our operations in the Mediterranean region consisted of our operations in Spain and Egypt, which represent the most significant operations in this region, in addition to our Rest of the Mediterranean segment, which includes mainly our operations in Croatia, the UAE and Israel. Our net sales from our operations in the Mediterranean region represented approximately 10% of our total net sales for the year ended December 31, 2013, in Mexican Peso terms, before eliminations resulting from consolidation. As of December 31, 2013, our operations in the Mediterranean region represented approximately 8% of our total assets. Set forth below is a quantitative and qualitative analysis of the effects of the various factors affecting our net sales for our main operations in the Mediterranean region.

### *Spain*

Our domestic cement sales volumes from our operations in Spain decreased approximately 28% in 2013 compared to 2012, while ready-mix concrete sales volumes decreased approximately 27% over the same period. The decreases in domestic cement and ready-mix concrete sales volumes resulted primarily from government spending cuts that kept infrastructure activity at low levels and a gradual reduction in home inventories in the residential sector, while house prices showed signs of stabilization. Our operations in Spain represented approximately 2% of our total net sales for the year ended December 31, 2013, in Mexican Peso terms, before eliminations resulting from consolidation. Our cement export volumes of our operations in Spain, which represented approximately 48% of our Spain cement sales volumes for the year ended December 31, 2013, decreased approximately 13% in 2013 compared to 2012, primarily as a result of lower export volumes to Africa and Europe. Of our total cement export volumes of our operations in Spain during 2013, approximately 10% to Central America and the Caribbean, approximately 24% was shipped to Europe and to the Middle East and approximately 66% to Africa. Our average sales price of domestic cement of our operations in Spain increases approximately 5%, in Euro terms, in 2013 compared to 2012, and our average sales price of ready-mix concrete decreases approximately 5%, in Euro terms, over the same period. For the year ended December 31, 2013, cement represented approximately 71%, ready-mix concrete approximately 16% and our aggregates and other businesses approximately 13% of net sales from our operations in Spain before intra-sector eliminations within the segment and before eliminations from consolidation, as applicable.

As a result of the decreases in domestic cement and ready-mix concrete sales volumes and ready-mix average sales prices, partially offset by increase in our domestic cement sales prices, net sales from our operations in Spain, in Euro terms, decreased approximately 21% in 2013 compared to 2012.

### *Egypt*

Our domestic cement sales volumes from our operations in Egypt increased approximately 7% in 2013 compared to 2012, while ready-mix concrete sales volumes decreased approximately 11% over the same period. The increase in domestic cement sales volumes resulted primarily from the informal residential sector that continues to be the main driver of demand. Our net sales from our operations in Egypt represented approximately 3% of our total net sales for the year ended December 31, 2013, in Mexican Peso terms. Our average sales price of domestic cement increased approximately 14%, in Egyptian pound terms, in 2013 compared to 2012, and our average sales price of ready-mix concrete increased approximately 15%, in Egyptian pound terms, over the same period. For the year ended December 31, 2013, cement represented approximately 91%, ready-mix concrete approximately 6% and our aggregates and other businesses approximately 3% of net sales from our operations in Egypt before intra-sector eliminations within the segment and before eliminations from consolidation, as applicable.

As a result of the increases in domestic cement sales volumes and domestic cement and ready-mix concrete average sale prices, partially offset by the decrease in ready-mix concrete sales volumes, our net sales in Egypt, in Egyptian pound terms, increased approximately 16% in 2013 compared to 2012.

### *Rest of the Mediterranean*

In 2013, our operations in our Rest of the Mediterranean segment consisted mainly of our operations in Croatia, the UAE and Israel. Our domestic cement sales volumes of our operations in our Rest of the Mediterranean segment decreased approximately 2% in 2013 compared to 2012, and ready-mix concrete sales volumes increased approximately 15% over the same period. The decrease in domestic cement sales volumes resulted primarily from lower construction levels. The increase in ready-mix concrete sales volumes, resulted primary from higher volumes in Croatia, market reactivation in UAE and strong demand in the residential and infrastructure sectors in Israel. Our cement export volumes of our operations in the Rest of the Mediterranean, which represented approximately 44% of our Rest of the Mediterranean cement sales volumes for the year ended December 31, 2013, increased significantly in 2013 compared to 2012, primarily as a result of higher export

volumes to Middle East and South American. Our net sales from our operations in our Rest of the Mediterranean segment represented approximately 5% of our total net sales for the year ended December 31, 2013, in Mexican Peso terms, before eliminations resulting from consolidation. Our average sales price of domestic cement from our operations in our Rest of the Mediterranean decreased approximately 2%, in U.S. Dollar terms, in 2013 compared to 2012, and our average sales price of ready-mix concrete increased approximately 8%, in U.S. Dollar terms, over the same period. For the year ended December 31, 2013, cement represented approximately 20%, ready-mix concrete approximately 58% and our aggregates and other businesses approximately 22% of our net sales from our operations in our Rest of the Mediterranean segment before intra-sector eliminations within the segment and before eliminations resulting from consolidation, as applicable.

As a result of the increases in ready-mix concrete sales volumes and ready-mix concrete average sale prices, partially offset by decreases in domestic cement sale volumes and domestic cement average sale prices, net sales in our Rest of the Mediterranean segment, in U.S. Dollar terms, increased approximately 19% in 2013 compared to 2012.

### *South America and the Caribbean*

In 2013, our operations in the South America and the Caribbean region consisted of our operations in Colombia, which represents the most significant operation in this region, in addition to our Rest of South America and the Caribbean segment, which includes our operations in Costa Rica, Guatemala, Panama, Nicaragua, Puerto Rico, the Dominican Republic, Jamaica and other countries in the Caribbean, as well as small ready-mix concrete operations in Argentina. Some of these trading operations in the Caribbean region consist of the resale of cement produced by our operations in Mexico. Our net sales from our operations in the South America and the Caribbean region represented approximately 13% of our total net sales for the year ended December 31, 2013, in Mexican Peso terms, before eliminations resulting from consolidation. As of December 31, 2013, our operations in the South America and the Caribbean region represented approximately 7% of our total assets. Set forth below is a quantitative and qualitative analysis of the effects of the various factors affecting our net sales for our main operations in the South America and the Caribbean region.

### *Colombia*

Our domestic cement volumes from our operations in Colombia increased approximately 1% in 2013 compared to 2012, and ready-mix concrete sales volumes increased approximately 8% over the same period. The increases in domestic cement and ready-mix concrete sales volumes resulted primarily from the government-sponsored free-home program, a driver of demand in the residential sector. The positive economic outlook, higher investor confidence and new trade agreements were factors that continued to support the favorable trend in the industrial and commercial sectors. Our net sales from our operations in Colombia represented approximately 6% of our total net sales for the year ended December 31, 2013, in Mexican Peso terms, before eliminations resulting from consolidation. Our average sales price of domestic cement from our operations in Colombia increased approximately 5% in Colombian Peso terms, in 2013 compared to 2012, and our average sales price of ready-mix concrete increased approximately 8% in Colombian Peso terms, over the same period. For the year ended December 31, 2013, cement represented approximately 58%, ready-mix concrete approximately 29% and our aggregates and other businesses approximately 13% of our net sales from our operations in Colombia before intra-sector eliminations within the segment and before eliminations from consolidation, as applicable.

As a result of the increases in domestic cement and ready-mix concrete sales volumes and domestic cement and ready-mix concrete average sales prices, net sales of our operations in Colombia, in Colombian Peso terms, increased approximately 18% in 2013 compared to 2012.

### *Rest of South America and the Caribbean*

For the year ended December 31, 2013, our operations in our Rest of South America and the Caribbean segment included our operations in Costa Rica, Guatemala, Panama, Nicaragua, Puerto Rico, the Dominican Republic, Jamaica and other countries in the Caribbean, and small ready-mix concrete operations in Argentina. Our domestic cement volumes from our operations in our Rest of South America and the Caribbean segment increased approximately 5% in 2013 compared to 2012, and ready-mix concrete sales volumes decreased approximately 4% over the same period. The increase in domestic cement volumes resulted primarily from higher consumption levels due to projects in Panama, Costa Rica and Nicaragua. The decrease in ready-mix concrete sales volumes resulted primarily from lower construction levels caused by cuts in public spending and the culmination of commercial and infrastructure projects in Dominican Republic, Puerto Rico and Costa Rica. Our net sales from our operations in our Rest of South America and the Caribbean segment represented approximately 7% of our total net sales for the year ended December 31, 2013, in Mexican Peso terms, before eliminations resulting from consolidation. Our average sales price of domestic cement from our operations in our Rest of South America and the Caribbean segment decreased approximately 2% in U.S. Dollar terms, in 2013 compared to 2012, and our average sales price of ready-mix concrete increased approximately 4% in U.S. Dollar terms, over the same period. For the year ended December 31, 2013, cement represented approximately 74% ready-mix concrete approximately 19% and our other businesses approximately 7% of net sales from our operations in our Rest of South America and the Caribbean segment before intra-sector eliminations within the segment and before eliminations from consolidation, as applicable.

As a result of the increases in domestic cement sales volumes and ready-mix concrete average sales price, partially offset by the decrease in ready-mix concrete sales volumes and domestic cement average sales prices, net sales of our operations in our Rest of South America and the Caribbean segment, in U.S. Dollar terms, increased approximately 2% in 2013 compared to 2012.

### *Asia*

For the year ended December 31, 2013, our operations in the Asia region consisted of our operations in the Philippines, which represent the most significant operation in this region, in addition to our Rest of Asia segment, which includes our operations in Malaysia, Thailand, Bangladesh and China. Our net sales from our operations in the Asia region represented approximately 4% of our total net sales for the year ended December 31, 2013, in Mexican Peso terms, before eliminations resulting from consolidation. As of December 31, 2013, our operations in the Asia region represented approximately 2% of our total assets. Set forth below is a quantitative and qualitative analysis of the effects of the various factors affecting our net sales for our main operations in the Asia region.

#### *The Philippines*

Our domestic cement volumes from our operations in the Philippines increased approximately 8% in 2013 compared to 2012. The increase in domestic cement sales volumes resulted primarily from favorable economic conditions such as a stable level of inflation and mortgage rates, healthy remittances inflows that contributed to an increase in the activity in the residential sector. In addition, the infrastructure and industrial and commercial sectors continued with their positive performance. Our cement export volumes of our operations in Philippines, which represented approximately 1% of our Philippines cement sales volumes for the year ended December 31, 2013, decreased approximately 28% in 2013 compared to 2012, primarily as a result of lower export volumes to Asia. Our net sales from our operations in the Philippines represented approximately 3% of our total net sales for the year ended December 31, 2013, in Mexican Peso terms, before eliminations resulting from consolidation. Our average sales price of domestic cement from our operations in the Philippines increased approximately 5% in Philippine Peso terms, in 2013 compared to 2012. For the year ended December 31, 2013, cement represented approximately 100% of our net sales from our operations in the Philippines before intra-sector eliminations within the segment and before eliminations from consolidation, as applicable.



As a result of the increases in domestic cement sales volumes and average sales price, net sales of our operations in the Philippines, in Philippine Peso terms, increased approximately 12% in 2013 compared to 2012.

#### *Rest of Asia*

For the year ended December 31, 2013, our operations in our Rest of Asia segment included our operations in Malaysia, Thailand, Bangladesh and China. Our domestic cement sales volumes from our operations in our Rest of Asia segment decreased approximately 4% in 2013 compared to 2012, and ready-mix concrete sales volumes decreased approximately 12% over the same period. The decreases in domestic cement and ready-mix concrete sales volumes resulted primarily from unfavorable market conditions that caused lower construction levels in our markets. Our net sales from our operations in our Rest of Asia segment represented approximately 1% of our total net sales for the year ended December 31, 2013, in Mexican Peso terms, before eliminations resulting from consolidation. Our average sales price of domestic cement increased approximately 9% in U.S. Dollar terms, in 2013 compared to 2012, and the average sales price of ready-mix concrete increased approximately 4%, in U.S. Dollar terms, over the same period. For the year ended December 31, 2013, cement represented approximately 41% ready-mix concrete approximately 49% and our other businesses approximately 10% of net sales from our operations in our Rest of Asia segment before intra-sector eliminations within the segment and before eliminations from consolidation, as applicable.

As a result of the decreases in domestic cement and ready-mix concrete sales volumes, offset by the increases in domestic cement and ready-mix concrete average sales price, net sales from our operations in our Rest of Asia segment, in U.S. Dollar terms, decreased approximately 2% in 2013 compared to 2012.

#### *Others*

Our Others segment refers to: (i) cement trade maritime operations, (ii) our information technology solutions business (Neoris N.V.), (iii) CEMEX, S.A.B. de C.V. and other corporate entities and (iv) other minor subsidiaries with different lines of business. Net sales from our Others segment decreased approximately 9% before intra-sector eliminations within the segment and before eliminations from consolidation, as applicable, in 2013 compared to 2012, in U.S. Dollar terms. The decrease in net sales in our Others segment primarily was a result of lower trading operations and others, such as transport, asphalt, concrete products and multiproducts. For the year ended December 31, 2013, our trading operations represented approximately 44% and our information technology solutions company represented approximately 18% of our net sales in our Others segment.

*Cost of Sales.* Our cost of sales, including depreciation, decreased approximately 3% from Ps138.7 billion in 2012 to Ps134.8 billion in 2013. As a percentage of net sales, cost of sales decreased from 70.4% in 2012 to 68.9% in 2013. The decrease in cost of sales as a percentage of net sales resulted primarily from a reduction in workforce and other cost reduction initiatives. In our cement and aggregates business, we have several producing plants and many selling points. Our cost of sales includes freight expenses of raw materials used in our producing plants and delivery expenses of our ready-mix concrete business. However, our costs of sales excludes (i) expenses related to personnel and equipment comprising our selling network and those expenses related to warehousing at the points of sale, which were included as part of our administrative and selling expenses line item in the amount of approximately Ps7.9 billion in 2012 and Ps8.1 billion in 2013; and (ii) freight expenses of finished products from our producing plants to our points of sale and from our points of sale to our customers' facilities, which are included as part of our distribution expenses line item (except for distribution or delivery expenses related to our ready-mix concrete business, which are included in our cost of sales), and which, for the years ended December 31, 2012 and 2013, represented Ps17.6 billion and Ps17.2 billion, respectively.

*Gross Profit.* For the reasons explained above, our gross profit increased approximately 4% from approximately Ps58.3 billion in 2012 to approximately Ps60.9 billion in 2013. As a percentage of net sales, gross profit increased from approximately 29.6% in 2012 to 31.1% in 2013. In addition, our gross profit may not be directly comparable to those of other entities that include all their freight expenses in cost of sales. As described

above, we include freight expenses of finished products from our producing plants to our points of sale and from our points of sale to our customers' locations within distribution expenses, which in aggregate represented costs of approximately Ps17.6 billion in 2012 and approximately Ps17.2 billion in 2013.

*Operating Earnings Before Other Expenses, Net.* For the reasons mentioned above, our operating earnings before other expenses, net, increased approximately 15% from approximately Ps17.0 billion in 2012 to approximately Ps19.5 billion in 2013. As a percentage of net sales, operating earnings before other expenses, net, increased from approximately 8.6% in 2012 to 10.0% in 2013. Additionally, set forth below is a quantitative and qualitative analysis of the effects of the various factors affecting our operating earnings before other expenses, net, on a geographic segment basis.

#### *Mexico*

Our operating earnings before other expenses, net, from our operations in Mexico decreased approximately 24%, in Mexican Peso terms, from operating earnings before other expenses, net, of approximately Ps13.4 billion in 2012 to operating earnings before other expenses, net, of approximately Ps10.3 billion in 2013. The decrease resulted primarily from lower domestic cement and ready-mix concrete sales volumes and domestic cement average sales prices caused by lower demand in the residential sector.

#### *United States*

Our operating loss before other expenses, net, from our operations in the United States decreased approximately 54% in U.S. Dollar terms. The decrease resulted primarily from higher domestic cement and ready-mix concrete sales volumes and domestic cement and ready-mix concrete average sale prices, driven by the growth demand in the residential, industrial and commercial sectors.

#### *Northern Europe*

##### *United Kingdom*

Our operating earnings before other expenses, net, from our operations in the United Kingdom decreased 98% in Pound terms. The decrease resulted primarily from the net gain in operating results due to changes in defined benefit plans of approximately Ps1,914 million (U.S.\$146 million) recognized during 2012.

##### *Germany*

Our operating loss before other expenses, net, from our operations in Germany decreased significantly in Euro terms. The decrease resulted primarily from higher ready-mix concrete sales volumes and sales prices as well as our cost reduction initiatives.

##### *France*

Our operating earnings before other expenses, net, from our operations in France decreased approximately 2% in Euro terms. The decrease resulted primarily from lower ready-mix concrete sales volumes caused by a slowdown in the residential, industrial and commercial sectors.

##### *Rest of Northern Europe*

Our operating earnings before other expenses, net, from our operations in our Rest of Northern Europe segment decreased approximately 52% in Euro terms. The decrease resulted primarily from lower domestic cement and ready-mix concrete sales volumes as a result of lower activity in the infrastructure and residential sectors.

### ***The Mediterranean***

#### *Spain*

Our operating earnings before other expenses, net, from our operations in Spain decreased significantly in Euro terms. The decrease resulted primarily from lower domestic cement and ready-mix concrete sales volumes mainly driven by government spending cuts in the infrastructure sector and continued unfavorable market conditions.

#### *Egypt*

Our operating earnings before other expenses, net, from our operations in Egypt increased 19% in Egypt Pound terms. The increase resulted from higher domestic cement sales volumes, as well as higher domestic cement and ready-mix concrete sales price, partially mitigated by a decrease in ready-mix concrete sales volumes.

#### *Rest of the Mediterranean*

Our operating earnings before other expenses, net, from our operations in our Rest of the Mediterranean segment increased approximately 51% in U.S. Dollar terms. The increase resulted primarily from higher ready-mix concrete sales volumes and average sales prices, mainly driven by strong demand in residential and infrastructure projects in Israel and favorable market conditions in Croatia and the UAE.

### ***South America and the Caribbean***

#### *Colombia*

Our operating earnings before other expenses, net, from our operations in Colombia increased approximately 17% in Colombian Peso terms. The increase resulted primarily from higher domestic cement and ready-mix concrete sales volumes as well as higher average sales prices, driven by the continued favorable trend in the residential, industrial and commercial sectors supported by the positive economic outlook and investor confidence.

#### *Rest of South America and the Caribbean*

Our operating earnings before other expenses, net, from our operations in our Rest of South America and the Caribbean segment increased approximately 16% in U.S. Dollar terms. The increase resulted primarily from higher domestic cement volumes and ready-mix concrete sales prices, driven by higher consumption levels due to current projects, despite of the culmination of others.

### ***Asia***

#### *The Philippines*

Our operating earnings before other expenses, net, from our operations in the Philippines increased approximately 39% in Philippine Peso terms. The increase resulted primarily from higher domestic cement sales volumes and average sales prices caused by favorable economic conditions and positive performance in all sectors.

#### *Rest of Asia*

Our operating earnings before other expenses, net, from our operations in our Rest of Asia segment increased significantly in U.S. Dollar terms. The increase resulted primarily from increases in domestic cement and ready-mix concrete average sales prices, as well as our cost reduction initiatives.

### Others

Our operating loss before other expenses, net, from our operations in our Others segment decreased approximately 62% in Mexican Peso terms, from an operating loss before other expenses, net, of approximately Ps4.7 billion in 2012 to an operating loss before other expenses, net, of approximately Ps1.8 billion in 2013. The decrease resulted primarily from a decrease in trading operations and others, such as transport, asphalt, concrete products and multiproducts.

Other Expenses, Net. Our other expenses, net, decreased approximately 11%, in Mexican Peso terms, from approximately Ps5.5 billion in 2012 to approximately Ps4.9 billion in 2013. The decrease resulted primarily from one-time restructuring costs in connection with a 10-year services agreement with IBM incurred during last year. The decrease was partially offset by an increase in fixed asset sales, net, in 2013 compared with 2012.

The most significant items included under this caption for the years ended December 31, 2012 and 2013 are as follows:

	<b>For the Year Ended December 31,</b>	
	<b>2012</b>	<b>2013</b>
	<b>(in millions of Mexican Pesos)</b>	
Restructuring costs .....	Ps(3,079)	Ps(963)
Impairment losses .....	(1,661)	(1,591)
Charitable contributions .....	(100)	(25)
Results from sales of assets and others, net .....	(650)	(2,324)
	<u>Ps(5,490)</u>	<u>Ps(4,903)</u>

### Financial Items

Pursuant to IFRS, financial items include:

- financial or interest expense on borrowed funds;
- financial income on cash and cash equivalents;
- changes in the fair value resulting from the valuation of financial instruments, including derivative instruments and marketable securities;
- foreign exchange gains or losses associated with monetary assets and liabilities denominated in foreign currencies; and
- accretion result from assets and liabilities and others.

	<b>Year Ended December 31,</b>	
	<b>2012</b>	<b>2013</b>
	<b>(in millions of Mexican Pesos)</b>	
<b>Financial items:</b>		
Financial expense .....	Ps(18,511)	Ps(19,937)
Other financial income (expense), net:		
Financial income .....	620	424
Results from financial instruments .....	178	2,075
Foreign exchange results .....	1,142	57
Effects of net present value on assets and liabilities and others, net ..	(963)	(850)
	<u>Ps(17,534)</u>	<u>Ps(18,231)</u>

Our financial items in 2013, which comprises financial expense and other financial (expense) income, net, as reported in our statements of operations, increased 4% from a loss of approximately Ps17.5 billion in 2012 to a loss of approximately Ps18.2 billion in 2013. The components of the change are shown above.

Our financial expense increased approximately 8%, from approximately Ps18.5 billion in 2012 to approximately Ps19.9 billion in 2013, primarily attributable to our liability management activities, through which we replaced debt with shorter term maturities with mostly fixed coupon bonds of longer term maturities.

Our other financial income (expense), net, comprises our financial income which decreased approximately 32%, from Ps620 million in 2012 to Ps424 million in 2013. Our result from financial instruments increased significantly from a gain of approximately Ps178 million in 2012 to a gain of approximately Ps2,075 million in 2013, primarily attributable to valuations of equity derivatives related to shares of CEMEX, S.A.B. de C.V. Our foreign exchange result decreased significantly, from a gain of approximately Ps1.1 billion in 2012 to a gain of approximately Ps57 million in 2013. The decrease was primarily attributable to the depreciation of the Mexican Peso and Euro against the U.S. Dollar. The accretion expense, which represents the effects on our net assets and liabilities recognized at amortized cost due to the passage of time, decreased by approximately 12% from an expense of approximately Ps963 million in 2012 to an expense of Ps850 million in 2013.

*Derivative Financial Instruments.* For the years ended December 31, 2012 and 2013, our derivative financial instruments that had a potential impact on our other financial income (expense) consisted of equity forward contracts, a forward instrument over the Total Return Index of the Mexican Stock Exchange, interest rate derivatives related to energy projects, conversion options embedded in the March 2015 Optional Convertible Subordinated U.S. Dollar Notes and the March 2016 and March 2018 Optional Convertible Subordinated U.S. Dollar Notes until December 31, 2012 and since then, the conversion option embedded in the November 2019 Mandatory Convertible Mexican Peso Notes, as discussed in note 16D to our 2013 audited consolidated financial statements included elsewhere in this annual report.

For the year ended December 31, 2013, our gain from our financial instruments increased significantly for the reasons described above. See “Item 5—Operating and Financial Review and Prospects—Liquidity and Capital Resources—Our Equity Forward Arrangements.”

*Income Taxes.* Our income tax effect in the statement of operations, which is primarily comprised of current income taxes plus deferred income taxes, increased approximately 3% from an expense of approximately Ps6.0 billion in 2012 to an expense of Ps6.2 billion in 2013.

The increase in the income tax expense is mainly attributable to our current income tax expense, which decreased from an income of approximately Ps6.2 billion in 2012 to an expense of approximately Ps14.2 billion in 2013, resulting primarily from the income tax expense generated by the new rules enacted for the disconnection of the tax consolidation regime in Mexico.

Our deferred tax expense decreased from an expense of approximately Ps12.2 billion in 2012 to an income of approximately Ps8.0 billion in 2013. Our deferred tax benefit was primarily attributable to the recognition of certain deferred tax assets associated with tax loss carryforwards considering new projections of estimated taxable income in our Mexican operations. See note 19B and 19D to our 2013 audited consolidated financial statements included elsewhere in this annual report.

For each of the years ended December 31, 2012 and 2013, our approximate statutory income tax rate was 30%. Our effective tax rate in 2012 resulted in a negative tax rate of 114.1%, considering a loss before income tax of approximately Ps5.3 billion, while our effective tax rate in 2013 resulted in a negative tax rate of 182.6%, considering a loss before income tax of approximately Ps3.4 billion. See “Item 3—Key Information—Risk Factors—Certain tax matters may have an adverse effect on our cash flow, financial condition and net income.”

*Consolidated Net Loss.* For the reasons described above, our consolidated net loss (before deducting the portion allocable to non-controlling interest) for 2013 decreased 15%, from a consolidated net loss of approximately Ps11.3 billion in 2012 to a consolidated net loss of approximately Ps9.6 billion in 2013.

*Non-controlling Interest Net Income.* Changes in non-controlling interest net income in any period reflect changes in the percentage of the stock of our subsidiaries held by non-associated third parties as of the end of each month during the relevant period and the consolidated net loss attributable to those subsidiaries. Non-controlling interest net gain increased, from Ps662 million in 2012 to Ps1,223 million in 2013, primarily attributable to the net income of the consolidated entities in which others have a non-controlling interest, mainly those related with CEMEX Latam Offering.

*Controlling Interest Net Loss.* Controlling interest net loss represents the difference between our consolidated net loss and non-controlling interest net income, which is the portion of our consolidated net loss attributable to those of our subsidiaries in which non-associated third parties hold interests. Controlling interest net loss decreased 10%, from a net loss of approximately Ps12.0 billion in 2012 to a controlling interest net loss of approximately Ps10.8 billion in 2013.

## **Liquidity and Capital Resources**

### *Operating Activities*

We have satisfied our operating liquidity needs primarily through operations of our subsidiaries and expect to continue to do so for both the short and long-term. Although cash flow from our operations has historically met our overall liquidity needs for operations, servicing debt and funding capital expenditures and acquisitions, our subsidiaries are exposed to risks from changes in foreign currency exchange rates, price and currency controls, interest rates, inflation, governmental spending, social instability and other political, economic and/or social developments in the countries in which we operate, any one of which may materially increase our net loss and reduce cash from operations. Consequently, in order to meet our liquidity needs, we also rely on cost-cutting and operating improvements to optimize capacity utilization and maximize profitability, as well as borrowing under credit facilities, proceeds of debt and equity offerings, and proceeds from asset sales. Our consolidated net cash flows provided by operating activities before interest, coupons on Perpetual Debentures and income taxes paid in cash were approximately Ps30.2 billion in 2012, Ps27.0 billion in 2013 and Ps36.5 billion in 2014. See our statement of cash flows included elsewhere in this annual report. CEMEX management is of the opinion that working capital is sufficient for our present requirements.

### *Sources and Uses of Cash*

Our review of sources and uses of resources below refers to nominal amounts included in our statement of cash flows for 2012, 2013 and 2014.

Our primary sources and uses of cash during the years ended December 31, 2012, 2013 and 2014 were as follows:

	<b>For the year ended December 31,</b>		
	<b>2012</b>	<b>2013</b>	<b>2014</b>
	<b>(in millions of Mexican Pesos)</b>		
<b>Operating Activities</b>			
Consolidated net loss	(11,338)	(9,611)	(5,680)
Non-cash items	43,608	40,738	40,650
Changes in working capital, excluding income taxes	(2,048)	(4,082)	1,544
Net cash flow provided by operating activities before interest, coupons on Perpetual Debentures and income taxes	30,222	27,045	36,514
Financial expense paid in cash including coupons on Perpetual Debentures and income taxes	(24,273)	(25,775)	(24,522)
Net cash flows provided by operating activities	5,949	1,270	11,992
<b>Investing Activities</b>			
Property, machinery and equipment, net	(5,922)	(5,570)	(6,134)
Disposal (acquisition) of subsidiaries and associates, net	(895)	1,259	167
Other long term assets and others, net	4,258	(1,085)	(694)
Net cash flows used in investing activities	(2,559)	(5,396)	(6,661)
<b>Financing Activities</b>			
Issuance of common stock by subsidiaries	12,442	—	—
Derivative financial instruments	1,633	(256)	1,561
Issuance (repayment) of debt, net	(17,239)	5,933	(11,110)
Securitization of trade receivables	(193)	(1,854)	2,052
Non-current liabilities, net	(1,679)	(568)	(1,130)
Net cash flows (used in) provided by financing activities	(5,036)	3,255	(8,627)
Decrease in cash and cash equivalents	(1,646)	(871)	(3,296)
Cash conversion effect, net	(2,004)	3,569	709
Cash and cash equivalents at beginning of period	16,128	12,478	15,176
Cash and cash equivalents at the end of period	<u>Ps12,478</u>	<u>Ps15,176</u>	<u>Ps12,589</u>

2014. During 2014, including the positive foreign currency effect of our initial balances of cash and cash equivalents generated during the period of approximately Ps709 million, there was a decrease in cash and cash equivalents of approximately Ps2.6 billion. This decrease was the result of our net cash flows used in financing activities of approximately Ps8.6 billion and our net cash flows used in investing activities of approximately Ps6.7 billion, partially offset by our net cash flows provided by operating activities, which, after financial expense, Perpetual Debentures coupons and income taxes paid in cash of approximately Ps24.5 billion, amounted to approximately Ps12.0 billion.

For the year ended December 31, 2014, our net cash flows provided by operating activities included cash flows generated in working capital of approximately Ps1.5 billion, which was primarily comprised of cash flows originated by other accounts receivable and other assets, trade payables and other accounts payable and accrued expenses, for an aggregate amount of approximately Ps7.5 billion, partially offset by cash flows disbursed by trade receivable, net and inventories for an aggregate amount of approximately Ps6.0 billion.

During 2014, our net cash flows provided by operating activities after financial expense, Perpetual Debentures coupons and income taxes paid in cash of approximately Ps12.0 billion, which were disbursed mainly in connection with our net resources used in financing activities of approximately Ps8.6 billion, which include repayment of our debt, net, and non-current liabilities for an aggregate amount of approximately Ps12.2 billion,

partially offset by our cash flows generated by the securitization of trade receivables and our derivative financial instruments for an aggregate amount of approximately Ps3.6 billion and with our net resources used in the investing activities of Ps6.7 billion, which include investing in Property, machinery and equipment, net and Other long term assets and others, net for an aggregate amount of approximately Ps6.8 billion, partially offset by our disposal of subsidiaries and associates, net for an aggregate amount of Ps167 million.

2013. During 2013, including the positive foreign currency effect of our initial balances of cash and cash equivalents generated during the period of approximately Ps3.6 billion, there was an increase in cash and cash equivalents of approximately Ps2.7 billion. This increase was generated by our net cash flows provided by operating activities, which, after financial expense, Perpetual Debentures coupons and income taxes paid in cash of approximately Ps25.8 billion, amounted to approximately Ps1.3 billion, and by our net cash flows provided by financing activities of approximately Ps3.3 billion, partially offset by our net cash flows in investing activities of approximately Ps5.4 billion.

For the year ended December 31, 2013, our net cash flows provided by operating activities included cash flows applied in working capital of approximately Ps4.1 billion, which was primarily comprised of cash flows applied in trade accounts receivable, other accounts receivable and other assets, inventories and other accounts payable and accrued expenses for an aggregate amount of approximately Ps5.7 billion, partially offset by cash flows originated by trade accounts payables for an aggregate amount of approximately Ps1.6 billion.

During 2013, our net cash flows provided by operating activities after financial expense, Perpetual Debentures coupons and income taxes paid in cash of approximately Ps1.3 billion, our net resources generated by financing activities of approximately Ps3.3 billion, which include issuance of our debt, net, for an aggregate amount of approximately Ps5.9 billion, partially offset by our cash flows used in the securitization of trade receivables, derivative financial instruments and non-current liabilities for an aggregate amount of approximately Ps2.6 billion, were disbursed mainly in connection with capital expenditures of approximately Ps5.6 billion.

2012. During 2012, including the negative foreign currency effect of our initial balances of cash and cash equivalents generated during the period of approximately Ps2.0 billion, there was a decrease in cash and cash equivalents of approximately Ps3.7 billion. This decrease was generated by our net cash flows used in financing activities of approximately Ps5.0 billion and our net cash flows applied in investing activities of approximately Ps2.6 billion, partially offset by our net cash flows generated by operating activities, which after financial expenses, Perpetual Debentures coupons and income taxes paid in cash of approximately Ps24.3 billion, amounted to approximately Ps5.9 billion.

For the year ended December 31, 2012, our net cash flows provided by operating activities included cash flows included cash flows applied in working capital of approximately Ps2.0 billion, which was primarily comprised of cash flows applied to other accounts payable and accrued expenses, other accounts receivable and other assets and trade payables, for an aggregate amount of approximately Ps6.4 billion, partially offset by cash flows originated by trade receivables, net, and inventories for an aggregate amount of approximately Ps4.4 billion.

During 2012, our net cash flows provided by operating activities after financial expense, Perpetual Debentures coupons and income taxes paid in cash of approximately Ps5.9 billion, our net resources applied in financing activities of approximately Ps5.0 billion, which include payments to our debt for an aggregate amount of approximately Ps17.2 billion, partially offset by our cash flows provided by the issuance of common stock by subsidiaries for an aggregate amount of approximately Ps12.4 billion, related mainly in connection with CEMEX Latam outstanding common shares and cash flows generated by other long-term assets and others, net, for an aggregate amount of approximately Ps4.2 billion, were disbursed mainly in connection with capital expenditures of approximately Ps5.9 billion.



As of December 31, 2014, we had the following lines of credit, the majority of which are subject to the bank's availability at annual interest rates ranging between approximately 2.24% and 7.20%, depending on the negotiated currency:

	<u>Lines of Credit</u>	<u>Available</u>
	(in millions of Mexican Pesos)	
Other lines of credit in foreign subsidiaries . . . . .	6,649	5,315
Other lines of credit from banks . . . . .	<u>5,209</u>	<u>5,209</u>
	11,858	10,524

### **Capital Expenditures**

Our capital expenditures incurred for the years ended December 31, 2013 and 2014, and our expected capital expenditures during 2015, which include an allocation to 2015 of a portion of our total future committed amount, are as follows:

	<u>Actual For the Year</u>		<u>Estimated</u>
	<u>Ended December 31,</u>		<u>in 2015</u>
	<u>2013</u>	<u>2014</u>	
	(in millions of U.S. Dollars)		
Mexico . . . . .	86	79	93
United States . . . . .	160	202	240
Northern Europe			
United Kingdom . . . . .	44	45	31
Germany . . . . .	37	29	17
France . . . . .	28	27	23
Rest of Northern Europe(1) . . . . .	32	25	33
The Mediterranean			
Spain . . . . .	10	12	13
Egypt . . . . .	24	31	53
Rest of Mediterranean(2) . . . . .	23	21	20
SAC			
Colombia . . . . .	60	101	195
Rest of SAC(3) . . . . .	52	57	46
Asia			
Philippines . . . . .	39	52	20
Rest of Asia(4) . . . . .	6	4	4
Others . . . . .	<u>5</u>	<u>4</u>	<u>12</u>
Total consolidated . . . . .	<u>606</u>	<u>689</u>	<u>800</u>
Of which			
Expansion capital expenditures . . . . .	117	186	300
Base capital expenditures . . . . .	<u>489</u>	<u>503</u>	<u>500</u>

- (1) Refers primarily to our operations in the Czech Republic, Austria, Poland, Hungary and Latvia, as well as trading activities in Scandinavia and Finland.
- (2) Includes mainly the operations in Croatia, the UAE and Israel.
- (3) Includes the operations in Costa Rica, Panama, Puerto Rico, the Dominican Republic, Nicaragua, Jamaica and other countries in the Caribbean, Guatemala, and small ready-mix concrete operations in Argentina.
- (4) Includes our operations in Thailand, Bangladesh and Malaysia.

For the years ended December 31, 2013 and 2014, we recognized U.S.\$606 million and U.S.\$689 million in capital expenditures, respectively. As of December 31, 2014, in connection with our significant projects, we had

contractually committed capital expenditures of approximately U.S.\$645 million, including our capital expenditures estimated to be incurred during 2015. This amount is expected to be incurred during 2015, based on the evolution of the related projects. Pursuant to the Credit Agreement and the Facilities Agreement, we are prohibited from making aggregate annual capital expenditures in excess of U.S.\$1 billion (excluding certain capital expenditures, joint venture investments and acquisitions by CEMEX Latam and its subsidiaries, which capital expenditures, joint venture investments and acquisitions at any time then incurred are in the aggregate not to exceed U.S.\$500 million (or its equivalent)).

### ***Our Indebtedness***

As of December 31, 2014, we had approximately Ps244,429 million (U.S.\$16,583 million) (principal amount Ps248,657 million (U.S.\$16,870 million)) of total debt plus other financial obligations, which does not include approximately Ps6,869 million (U.S.\$466 million) of Perpetual Debentures. See notes 16A, 16B and 20D to our 2014 audited consolidated financial statements included elsewhere in this annual report. Of our total debt plus other financial obligations, approximately Ps26,019 were short-term (including current maturities of long-term debt) and Ps218,410 were long-term. As of December 31, 2014, approximately 87% of our total debt plus other financial obligations was Dollar-denominated, approximately 10% was Euro-denominated, approximately 2% was Mexican Peso-denominated and immaterial amounts were denominated in other currencies.

On August 14, 2009, we entered into the 2009 Financing Agreement, which extended the final maturities of approximately U.S.\$15 billion in syndicated and bilateral loans and private placement notes to February 14, 2014. On July 5, 2012, we launched the Exchange Offer and Consent Request to eligible creditors under the 2009 Financing Agreement, pursuant to which eligible creditors were requested to consent to the Amendment Consents. In addition, we offered to exchange the indebtedness owed to Participating Creditors for (i) new loans (or, in the case of the private placement notes, new private placement notes) or (ii) up to U.S.\$500 million of our June 2018 U.S. Dollar Notes, in each case, in transactions exempt from registration under the Securities Act.

On September 17, 2012, we successfully completed the Refinancing Transaction, and we and certain of our subsidiaries entered into (a) the Amendment and Restatement Agreement, pursuant to which the Amendment Consents with respect to the 2009 Financing Agreement were given effect, and (b) the Facilities Agreement, pursuant to which we were deemed to borrow loans from those Participating Creditors participating in the Exchange Offer and Consent Request in principal amounts equal to the principal amounts of indebtedness subject to the 2009 Financing Agreement that was extinguished by such Participating Creditors. As a result of the Refinancing Transaction, participating creditors received (i) approximately U.S.\$6.155 billion in aggregate principal amount of new loans and new private placement notes and (ii) U.S.\$500 million aggregate principal amount of the June 2018 U.S. Dollar Notes. In addition, approximately U.S.\$525 million aggregate principal amount of loans and private placement notes, which had remained outstanding under the 2009 Financing Agreement as of September 17, 2012, were subsequently repaid in full, as a result of prepayments made in accordance with the Facilities Agreement. Considering that the relevant economic terms of the new debt instruments are not substantially different from those of the original loans and private placements, the aforementioned exchange of debt as part of the refinancing process did not result in the extinguishment of the original financial liabilities under IFRS; therefore, there were no effects in profit or loss. CEMEX adjusted the carrying amount of the financial liability by approximately U.S.\$116 million in relation to the fees and cost incurred during the refinancing process, and those costs, together with any remaining costs relative to the 2009 Financing Agreement will be amortized over the remaining term of the Facilities Agreement.

On September 29, 2014, CEMEX, S.A.B. de C.V. entered into the Credit Agreement for U.S.\$1.35 billion with nine of the main lending banks from its Facilities Agreement. Effective October 31, 2014, we obtained the required consents to amend the Facilities Agreement so that the covenants and undertakings thereunder are substantially conformed to those of the Credit Agreement. On November 19, 2014, five additional banks joined the Credit Agreement as lenders with aggregate commitments of U.S.\$515 million, increasing the total amount of the Credit Agreement from U.S.\$1.35 billion to U.S.\$1.87 billion (increasing the revolving tranche of the Credit

Agreement proportionally to U.S.\$746 million). On November 25 and 26, 2014, we used available cash and the additional U.S.\$515 million in proceeds from the Credit Agreement to partially prepay the Facilities Agreement and other debt. As a result, the remaining outstanding amount under the Facilities Agreement was reduced to approximately U.S.\$1.98 billion, scheduled to mature in February 2017. On December 8, 2014, we repaid U.S.\$560 million under the revolving tranche of the Credit Agreement; as a result, as of December 31, 2014, the total amount drawn under the revolving tranche of the Credit Agreement was U.S.\$186 million.

As part of the Facilities Agreement and the Credit Agreement, we pledged under pledge agreements or transferred to a trustee under a security trust substantially all the shares of CEMEX México, Cemex Operaciones México, CEMEX TRADEMARKS HOLDING Ltd., New Sunward, and CEMEX España, as Collateral, and all proceeds of such Collateral, to secure our payment obligations under the Facilities Agreement, the Credit Agreement, the Senior Secured Notes and under several other financing arrangements. These subsidiaries whose shares were pledged or transferred as part of the Collateral collectively own, directly or indirectly, substantially all our operations worldwide. See “Item 3—Key Information—Risk Factors—We pledged the capital stock of subsidiaries that represent substantially all of our business as collateral to secure our payment obligations under the Credit Agreement, the Facilities Agreement, the Senior Secured Notes and other financing arrangements.” Upon completion of the Refinancing Transaction, the collateral securing the 2009 Financing Agreement and other obligations secured by such collateral was released.

As of December 31, 2014, we had an aggregate principal amount of outstanding debt of approximately (i) Ps18,957 million (U.S.\$1,286 million) (principal amount Ps19,236 million (U.S.\$1,305 million)), under the Credit Agreement and (ii) Ps28,569 million (U.S.\$1,938 million) (principal amount Ps29,116 million (U.S.\$1,975 million)), under the Facilities Agreement. If we are unable to comply with our upcoming principal maturities under our indebtedness, or refinance or extend maturities of our indebtedness, our debt could be accelerated. Acceleration of our debt would have a material adverse effect on our financial condition. Additionally, if we are unable to comply with the milestones for addressing the maturities of certain indebtedness pursuant to the Facilities Agreement, the maturity date of our indebtedness under the Facilities Agreement will automatically spring-back to earlier dates. See “Item 3—Key Information—Risk Factors—If we are unable to comply with the milestones for addressing the maturities of certain indebtedness pursuant to the Facilities Agreement, the maturity date of our indebtedness under the Facilities Agreement will automatically reset, or “spring-back” to earlier dates,” “Item 3—Key Information—Risk Factors—We have a substantial amount of debt and other financial obligations maturing in the next several years. If we are unable to secure refinancing on favorable terms or at all, we may not be able to comply with our upcoming payment obligations. Our ability to comply with our principal maturities and financial covenants may depend on us making asset sales, and there is no assurance that we will be able to execute such sales on terms favorable to us or at all.”

For a discussion of restrictions and covenants under the Credit Agreement and the Facilities Agreement, see “Item 3—Key Information—Risk Factors—The Credit Agreement and the Facilities Agreement contain several restrictions and covenants. Our failure to comply with such restrictions and covenants could have a material adverse effect on us.”

For a description of the Senior Secured Notes, see “Item 5—Operating and Financial Review and Prospects—Summary of Material Contractual Obligations and Commercial Commitments—Senior Secured Notes.”

Some of our subsidiaries and special purpose vehicles have issued or provided guarantees of certain of our indebtedness, as indicated in the table below and as adjusted to give effect to the Recent Financing Transactions.

	The Notes and any Other Notes	Senior Secured Notes	Credit Agreement	Facilities Agreement	Perpetual Debentures	CBs(1)
		U.S.\$10,399 million (Ps153,286 million) (principal amount U.S.\$10,506 million (Ps154,859 million))	U.S.\$1,286 million (Ps18,957 million) (principal amount U.S.\$1,305 million (Ps19,236 million))	U.S.\$1,938 million (Ps28,569 million) (principal amount U.S.\$1,975 million (Ps29,116 million))	U.S.\$699 million (Ps10,300 million)	U.S.\$42 million (Ps614 million)
<b>Amount outstanding as of December 31, 2014(2)</b>						
CEMEX, S.A.B. de C.V. ....	✓	✓	✓	✓	✓	✓
CEMEX México, S.A. de C.V. ....	✓	✓	✓	✓	✓	✓
CEMEX Concretos, S.A. de C.V. ....	✓	✓	✓	✓		
Empresas Tolteca de México, S.A. de C.V. ....	✓	✓	✓	✓		✓
New Sunward Holding B.V. ....	✓	✓	✓	✓	✓	
CEMEX España, S.A. ....	✓	✓	✓	✓		
CEMEX Asia B.V. ....	✓	✓	✓	✓		
CEMEX Corp. ....	✓	✓	✓	✓		
CEMEX Finance LLC ....	✓	✓	✓	✓		
Cemex Egyptian Investments B.V. ....	✓	✓	✓	✓		
Cemex Egyptian Investments II B.V. ...	✓	✓	✓	✓		
CEMEX France Gestion (S.A.S) ....	✓	✓	✓	✓		
CEMEX Research Group AG ....	✓	✓	✓	✓		
CEMEX Shipping B.V. ....	✓	✓	✓	✓		
CEMEX UK ....	✓	✓	✓	✓		

(1) Includes long-term secured CBs.

(2) Includes Senior Secured Notes and Perpetual Debentures held by CEMEX, as applicable.

In addition, as of December 31, 2014, (i) CEMEX, Inc., a subsidiary of CEMEX Corp., was a guarantor of Ps3,131 million (U.S.\$212 million) (principal amount Ps3,131 million (U.S.\$212 million)) in a facility under the Facilities Agreement; (ii) CEMEX Materials LLC was a borrower of Ps485 million (U.S.\$33 million) (principal amount Ps489 million (U.S.\$33 million)) in a facility under the Facilities Agreement, Ps344 million (U.S.\$23 million) under other debt facilities and other financial obligations, and of Ps2,344 million (U.S.\$159 million) (principal amount Ps2,211 million (U.S.\$150 million)) under an indenture, which was guaranteed by CEMEX Corp.; and (iii) several of our other operating subsidiaries were borrowers under debt facilities and other financial obligations aggregating Ps482 million (U.S.\$33 million).

Most of our outstanding indebtedness has been incurred to finance our acquisitions and to finance our capital expenditure programs. Historically, we have addressed our liquidity needs (including funds required to make scheduled principal and interest payments, refinance debt, and fund working capital and planned capital expenditures) with operating cash flow, securitizations, borrowings under credit facilities, proceeds of debt and equity offerings and proceeds from asset sales.

The moderate growth of the global economic environment and its adverse effects on our operating results may negatively affect our credit rating and the market value of CEMEX, S.A.B. de C.V. common stock, CPOs and ADSs. If current economic pressures continue or worsen, we may be dependent on the issuance of equity as a source to repay our existing indebtedness, including indebtedness under the Credit Agreement and the Facilities Agreement. Although we have been able to raise debt, equity and equity-linked capital in the recent past, previous conditions in the capital markets in 2008 and 2009 were such that traditional sources of capital were not

available to us on reasonable terms or at all. As a result, we cannot assure you that we will be able to successfully raise additional debt or equity capital on terms that are favorable to us or at all.

If the global economic environment deteriorates and our operating results worsen significantly, if we were unable to complete debt or equity offerings or if the proceeds of any divestitures and/or our cash flow or capital resources prove inadequate, we could face liquidity problems and may not be able to comply with our upcoming principal payments under our indebtedness or refinance our indebtedness. If we are unable to comply with our upcoming principal maturities under our indebtedness, or refinance or extend maturities of our indebtedness, our debt could be accelerated. Acceleration of our debt would have a material adverse effect on our business and financial condition.

We and our subsidiaries have sought and obtained waivers and amendments to several of our debt instruments relating to a number of financial ratios in the past. Our ability to comply with these ratios may be affected by current global economic conditions and volatility in foreign exchange rates and the financial and capital markets. We may need to seek waivers or amendments in the future. However, we cannot assure you that any future waivers or amendments, if requested, will be obtained. If we or our subsidiaries are unable to comply with the provisions of our debt instruments, and are unable to obtain a waiver or amendment, the indebtedness outstanding under such debt instruments could be accelerated. Acceleration of these debt instruments would have a material adverse effect on our financial condition.

#### ***Relevant Transactions Related to Our Indebtedness During 2014***

As of December 31, 2014, we had approximately Ps244,429 million (U.S.\$16,583 million) (principal amount Ps 248,657 million (U.S.\$16,870 million)) of total debt plus other financial obligations, which does not include approximately Ps6,869 million (U.S.\$466 million) of Perpetual Debentures. Our financing activities through December 31, 2013 are described in the 2013 Annual Report. The following is a description of our most important transactions related to our indebtedness in 2014:

- On February 28, 2014, CEMEX, S.A.B. de C.V. entered into private conversion agreements with certain institutional holders of its March 2015 Optional Convertible Subordinated U.S. Dollar Notes pursuant to which such holders converted U.S.\$280,387,000 in aggregate principal amount of the March 2015 Optional Convertible Subordinated U.S. Dollar Notes in exchange for approximately 27.73 million of CEMEX, S.A.B. de C.V.'s ADSs.
- On March 5, 2014, CEMEX Finance Europe B.V. repaid the remaining €247,442,000 aggregate principal amount outstanding of its Eurobonds at their maturity.
- On April 1, 2014, CEMEX Finance LLC issued the April 2024 U.S. Dollar and 2021 Euro Notes. The net proceeds from the offering of the April 2024 U.S. Dollar Notes of approximately U.S.\$995 million and the offering of the April 2021 Euro Notes of approximately €398 million were used to fund the April 2014 Tender Offer (as defined below), the redemption of the remaining €130,000,000 aggregate principal amount of the December 2017 Euro Notes (the "December 2017 Euro Notes Redemption") and the May 2020 Euro Notes Redemption (as defined below).
- On April 9, 2014, CEMEX Finance LLC completed the purchase of U.S.\$597,153,000 aggregate principal amount of the May 2020 U.S. Dollar Notes, Additional May 2020 U.S. Dollar Notes and U.S.\$482,847,000 aggregate principal amount of the January 2018 U.S. Dollar Notes and Additional January 2018 U.S. Dollar Notes through a cash tender offer (the "April 2014 Tender Offer") using a portion of the proceeds from the issuance of the April 2024 U.S. Dollar and April 2021 Euro Notes, which May 2020 U.S. Dollar Notes, Additional May 2020 U.S. Dollar Notes, January 2018 U.S. Dollar Notes and Additional January 2018 U.S. Dollar Notes were immediately cancelled.
- On April 25, 2014, CEMEX Finance LLC completed the December 2017 Euro Notes Redemption using a portion of the proceeds from the issuance of the April 2024 U.S. Dollar and April 2021 Euro Notes.

- On May 12, 2014, CEMEX España, acting through its Luxembourg branch, completed the redemption of the €115,346,000 remaining aggregate principal amount outstanding of its May 2017 Euro Notes (the “May 2017 Euro Notes Redemption”) using a portion of the proceeds from the issuance of the April 2024 U.S. Dollar and April 2021 Euro Notes.
- In May 2014, CEMEX, S.A.B. de C.V. entered into additional private conversion agreements with certain institutional holders of its March 2015 Optional Convertible Subordinated U.S. Dollar Notes pursuant to which such holders converted U.S.\$59,497,000 in aggregate principal amount of the March 2015 Optional Convertible Subordinated U.S. Dollar Notes in exchange for approximately 5.99 million of CEMEX, S.A.B. de C.V.’s ADSs.
- In June 2014, CEMEX, S.A.B. de C.V. entered into additional private conversion agreements with certain institutional holders of its March 2015 Optional Convertible Subordinated U.S. Dollar Notes pursuant to which such holders converted U.S.\$55,057,000 in aggregate principal amount of the March 2015 Optional Convertible Subordinated U.S. Dollar Notes in exchange for approximately 5.52 million of CEMEX, S.A.B. de C.V.’s ADSs.
- On August 28, 2014, CEMEX, S.A.B. de C.V. entered into additional private conversion agreements with certain institutional holders of its March 2015 Optional Convertible Subordinated U.S. Dollar Notes pursuant to which such holders agreed to convert U.S.\$116,087,000 in aggregate principal amount of the March 2015 Optional Convertible Subordinated U.S. Dollar Notes in exchange for an estimated 11.2 million of CEMEX, S.A.B. de C.V.’s ADSs (collectively, the “August 2014 Private Conversions”). Following the closing of the August 2014 Private Conversions on September 2014, U.S.\$203,972,000 aggregate principal amount of the March 2015 Optional Convertible Subordinated U.S. Dollar Notes remained outstanding.
- On September 11, 2014, CEMEX, S.A.B. de C.V. issued the January 2025 U.S. Dollar Notes and the January 2022 Euro Notes. The net proceeds from the offering of the January 2025 U.S. Dollar Notes were used to fund a portion of the Tender Offer (as defined below) and for general corporate purposes. The net proceeds from the offering of the January 2022 Euro Notes were used for the repayment of indebtedness under the Facilities Agreement and for general corporate purposes, including to fund a portion of the Tender Offer (as defined below).
- On September 29, 2014, CEMEX S.A.B. de C.V entered into the Credit Agreement for U.S.\$1.35 billion, with nine of the main lending banks from its Facilities Agreement. The net proceeds from the Credit Agreement were used to refinance U.S.\$1.35 billion aggregate principal amount of indebtedness under the Facilities Agreement.
- On October 2, 2014, CEMEX S.A.B. de C.V. settled a cash tender offer (the “Tender Offer”) to purchase up to U.S.\$1,175 million aggregate principal amount of the January 2018 U.S. Dollar Notes, Additional January 2018 U.S. Dollar Notes, the May 2020 U.S. Dollars Notes and Additional May 2020 U.S. Dollar Notes through the Tender Offer. Following completion of the Tender Offer, U.S.\$574,483,000 aggregate principal amount of January 2018 U.S. Dollar Notes and Additional January 2018 U.S. Dollar Notes, and U.S.\$230,622,000 aggregate principal amount of May 2020 U.S. Dollars and Additional May 2020 U.S. Dollar Notes remained outstanding.
- On October 3, 2014, CEMEX, S.A.B. de C.V. closed a private offering of 200,000 Contingent Convertible Units (“CCUs”), each with a stated amount of U.S.\$1,000. The CCUs were issued to finance the payment of U.S.\$200,000,000 of the principal amount of the March 2015 Optional Convertible Subordinated U.S. Dollar Notes that matured without conversion.
- On November 19, 2014, five additional banks joined the Credit Agreement as lenders with aggregate commitments of U.S.\$515 million, increasing the total amount of the Credit Agreement from U.S.\$1.35 billion to U.S.\$1.87 billion (increasing the revolving tranche of the Credit Agreement proportionally to U.S.\$746 million). On November 25 and 26, 2014, CEMEX, S.A.B de C.V. used available cash and the additional U.S.\$515 million in proceeds from the Credit Agreement to partially prepay the Facilities

Agreement and other debt. As a result, the remaining outstanding amount under the Facilities Agreement was reduced to approximately U.S.\$1.98 billion, scheduled to mature in February 2017.

- On December 8, 2014, CEMEX, S.A.B de C.V. repaid U.S.\$560 million under the revolving tranche of the Credit Agreement.

We used a substantial portion of the proceeds from these transactions to repay and refinance indebtedness, to improve our liquidity position and for general corporate purposes. Through these and prior refinancing transactions, we have addressed all maturities under the 2009 Financing Agreement and have addressed all maturities under the Facilities Agreement until February 14, 2017. For a description of the transactions related to our indebtedness completed after December 31, 2014, see “Item 5—Operating and Financial Review and Prospects—Recent Developments—Recent Developments Relating to Our Indebtedness.”

### ***Our Other Financial Obligations***

Other financial obligations in the consolidated balance sheet as of December 31, 2013 and 2014 are detailed as follows:

	December 31, 2013			December 31, 2014		
	Short-term	Long-term	Total	Short-term	Long-term	Total
March 2018 Optional Convertible Subordinated						
U.S. Dollar Notes	Ps —	7,565	7,565	Ps —	8,891	8,891
March 2016 Optional Convertible Subordinated						
U.S. Dollar Notes	—	11,551	11,551	—	13,642	13,642
March 2015 Optional Convertible Subordinated						
U.S. Dollar Notes	—	8,919	8,919	2,983	—	2,983
November 2019 Mandatory Convertible Mexican						
Peso Notes	177	1,392	1,569	206	1,194	1,400
Liabilities secured with accounts receivable	4,471	2,500	6,971	8,063	1,700	9,763
Capital leases	920	1,823	2,743	260	1,656	1,916
	<u>Ps5,568</u>	<u>33,750</u>	<u>39,318</u>	<u>Ps11,512</u>	<u>27,083</u>	<u>38,595</u>

As mentioned in note 2L to our 2014 audited consolidated financial statements included elsewhere in this annual report, financial instruments convertible into CEMEX’s S.A.B de C.V. CPOs and/or ADSs contain components of both liability and equity, which are recognized differently depending on whether the instrument is mandatorily convertible, or is optionally convertible by election of the note holders, as well as the currency in which the instrument is denominated.

### ***March 2016 and March 2018 Optional Convertible Subordinated U.S. Dollar Notes***

On March 15, 2011, CEMEX, S.A.B. de C.V. closed the offering of the March 2016 and March 2018 Optional Convertible Subordinated U.S. Dollar Notes. The notes are subordinated to all of CEMEX’s liabilities and commitments. The notes are convertible into a fixed number of CEMEX, S.A.B. de C.V.’s ADSs, at the holder’s election, at any time after June 30, 2011 and are subject to antidilution adjustments. The initial conversion price was equivalent to an approximate 30% premium to the closing price of our ADSs on March 9, 2011. A portion of the net proceeds from this transaction were used to fund the purchase of capped call transactions, which are generally expected to reduce the potential dilution cost to CEMEX, S.A.B. de C.V. upon future conversion of the March 2016 and March 2018 Optional Convertible Subordinated U.S. Dollar Notes. As of December 31, 2014 and 2013, the conversion price per ADS was approximately U.S.\$9.65 and U.S.\$10.03, respectively. The fair value of the conversion option as of the issuance date amounted to approximately Ps3,959 million, which considering the then functional currency of the issuer, was recognized until December 31, 2012 as

a derivative instrument through profit or loss. Changes in fair value of the conversion option generated a loss of Ps1,094 million (U.S.\$88 million) in 2012, recognized within other financial income, net. Effective January 1, 2013, in connection with the change in CEMEX, S.A.B. de C.V.'s functional currency, the conversion options embedded in the March 2016 and March 2018 Optional Convertible Subordinated U.S. Dollar Notes ceased to be treated as stand-alone derivatives at fair value through profit or loss. The liability accrued until December 31, 2012, was cancelled against stockholders' equity. Therefore, there were no valuation effects from the conversion options during 2013 and 2014. As of December 31, 2013 and 2014, the fair value of such options represented assets of approximately Ps4,607 million (U.S.\$353 million) and Ps4,335 million (U.S.\$294 million), respectively. During 2013 and 2014, changes in the fair value of these capped call transactions generated gains of approximately Ps1,663 million (U.S.\$127 million) and losses of approximately Ps962 million (U.S.\$65 million), respectively, which were recognized within "Other financial income, net" in the statements of operations (see note 16D to our 2014 audited consolidated financial statements included elsewhere in this annual report). As a result of the issuance, a substantial part of the new shares approved at CEMEX, S.A.B. de C.V.'s extraordinary shareholders' meeting since 2011 (see note 20A to our 2014 audited consolidated financial statements included elsewhere in this annual report) were reserved by CEMEX, S.A.B. de C.V. to satisfy conversion of these notes. After antidilution adjustments, the conversion rate as of December 31, 2014 was 103.6741 ADSs per U.S.\$1,000 principal amount of such notes.

#### ***March 2015 Optional Convertible Subordinated U.S. Dollar Notes***

On March 30, 2010, CEMEX, S.A.B. de C.V. issued the March 2015 Optional Convertible Subordinated U.S. Dollar Notes. The March 2015 Optional Convertible Subordinated U.S. Dollar Notes are subordinated to all of CEMEX's liabilities and commitments. The holders of the March 2015 Optional Convertible Subordinated U.S. Dollar Notes have the option to convert their notes for our ADSs at a conversion price per ADS 30% higher than the ADS price at the pricing of the transaction. In connection with the offering, CEMEX, S.A.B. de C.V. entered into a capped call transaction that was expected to reduce the potential dilution cost to CEMEX, S.A.B. de C.V. upon future conversion of the March 2015 Optional Convertible Subordinated U.S. Dollar Notes. As of December 31, 2013 and 2014, the conversion price per ADS was approximately U.S.\$11.62 and U.S.\$11.18, respectively. The fair value of the conversion option as of the issuance date amounted to Ps1,232 million, which considering the then functional currency of the issuer, was recognized until December 31, 2012 as a derivative instrument through profit or loss. Changes in fair value of the conversion option generated a loss of Ps114 million (U.S.\$9 million) in 2012, recognized within other financial income, net. Effective January 1, 2013, in connection with the change in CEMEX, S.A.B. de C.V.'s functional currency, the conversion options embedded in the March 2015 Optional Convertible Subordinated U.S. Dollar Notes ceased to be treated as stand-alone derivatives at fair value through profit or loss. Therefore, there were no valuation effects from the conversion options during 2013 and 2014. As of December 31, 2013, the fair value of such options represented an asset of approximately Ps1,228 million (U.S.\$94 million). During 2013 and 2014, changes in the fair value of this capped call transaction generated gains of approximately Ps465 million (U.S.\$36 million) and Ps253 million (U.S.\$17 million), respectively, which were recognized within "Other financial income, net" in the statements of operations (see note 16D to our 2014 audited consolidated financial statements included elsewhere in this annual report). After antidilution adjustments, the conversion rate as of December 31, 2014 was 89.4729 ADSs per U.S.\$1,000 principal amount of such notes. On several dates during 2014, CEMEX, S.A.B. de C.V. entered into private early conversion agreements with certain institutional holders of the March 2015 Optional Convertible Subordinated U.S. Dollar Notes, pursuant to which such holders converted approximately U.S.\$511 million in aggregate principal amount of the March 2015 Optional Convertible Subordinated U.S. Dollar Notes in exchange for approximately 50.4 million ADSs, which included the number of additional ADSs issued to the holders that converted their notes as inducement premiums, without incurring any cash outflow. As of December 31, 2014, the outstanding principal amount of the March 2015 Optional Convertible Subordinated U.S. Dollar Notes was of approximately U.S.\$204 million.

In January 2014, CEMEX initiated a process to amend the terms of the capped call transaction entered into in connection with the March 2015 Optional Convertible Subordinated U.S. Dollar Notes, pursuant to which,



using the then existing market valuation of the instrument, CEMEX received approximately 7.7 million zero-strike call options over a same number of ADSs. In July 2014, CEMEX, S.A.B. de C.V. amended the zero-strike call options (which were the original capped call transactions entered into in relation to the March 2015 Optional Convertible Subordinated U.S. Dollar Notes) to reduce volatility of their fair value and placed a minimum value of approximately U.S.\$93.8 million for this equity derivative. As part of the amendment, CEMEX, S.A.B. de C.V. retained the economic value of approximately 1 million of CEMEX, S.A.B. de C.V.'s ADS. During December 2014, CEMEX further amended and unwound the zero-strike call options, monetizing the remainder value of the approximately 1 million ADSs it had retained, pursuant to which CEMEX received a total payment of approximately U.S.\$105 million.

On October 3, 2014, pursuant to a private offer, CEMEX, S.A.B. de C.V. issued 200,000 CCUs, each with a stated amount of U.S.\$1,000. The CCUs were issued to finance payment of the principal amount of U.S.\$200 million of March 2015 Optional Convertible Subordinated U.S. Dollar Notes that matured without conversion. The proceeds of the offering of CCUs were temporarily used to invest in qualifying treasury securities (the "Treasury Securities") which, together with certain additional amounts, were held in a securities account at The Bank of New York Mellon. Pursuant to the note purchase contracts (the "Note Purchase Contracts") underlying the CCUs, holders of the CCUs agreed to purchase from CEMEX, S.A.B. de C.V. and CEMEX, S.A.B. de C.V. agreed to sell to the holders new convertible notes of CEMEX, S.A.B. de C.V. to the extent the Note Purchase Contracts were exercised. The March 2015 Optional Convertible Subordinated U.S. Dollar Notes matured without conversion and the Note Purchase Contracts were exercised on March 13, 2015. As a result, CEMEX, S.A.B. de C.V. issued new convertible notes. See "Item 5—Recent Developments—Recent Developments Relating to Our Indebtedness—Issuance of March 2020 Convertible Subordinated U.S. Dollar Notes."

#### ***November 2019 Mandatory Convertible Mexican Peso Notes***

In December 2009, CEMEX, S.A.B. de C.V. completed its offer to exchange CBs with maturities between 2010 and 2012 for approximately Ps4,126 million (U.S.\$315 million) of November 2019 Mandatory Convertible Mexican Peso Notes. Reflecting antidilution adjustments, at their scheduled conversion in 2019 or earlier if the price of the CPO reaches approximately Ps29.50, the securities will be mandatorily convertible into approximately 210 million CPOs at a conversion price of approximately Ps19.66 per CPO. During their tenure, the securities bear interest at an annual rate of 10% interest payable quarterly. Holders have an option to voluntarily convert their securities, after the first anniversary of their issuance, on any interest payment date into CPOs. The equity component, represented by the fair value of the conversion options of the issuance date of Ps1,971 million was recognized within "Other equity reserves." See note 16B to our 2014 audited consolidated financial statements included elsewhere in this annual report. Effective January 1, 2013, in connection with the change of CEMEX, S.A.B. de C.V.'s functional currency, the conversion option embedded in these securities as of January 1, 2013, started to be treated as stand-alone derivative liability at fair value through profit or loss, which as of December 31, 2013 and 2014, resulted in a liability of Ps506 million (U.S.\$39 million) and Ps413 million (U.S.\$28 million), respectively. Changes in the fair value of the conversion option during 2013 and 2014 generated losses of approximately Ps135 million (U.S.\$10 million) and gains of approximately Ps159 million (U.S.\$11 million), respectively, which were recognized within "Other financial income, net" in the statement of operations.

#### ***Our Receivables Financing Arrangements***

Our subsidiaries in Mexico, the United States, France and the United Kingdom, are parties to sales of trade accounts receivable programs with financial institutions, referred to as securitization programs. As of December 31, 2013 and 2014, trade accounts receivable include receivables of Ps8,487 million (U.S.\$650 million) and Ps11,538 million (U.S.\$783 million), respectively. Under these programs, our subsidiaries effectively surrender control associated with the trade accounts receivable sold and there is no guarantee or obligation to reacquire the assets. However, we retain certain residual interest in the programs and/or maintain continuing involvement with the accounts receivable; therefore, the amounts received are recognized within

“Other financial obligations.” Trade accounts receivable qualifying for sale exclude amounts over certain days past due or concentrations over certain limits to any customer, according to the terms of the programs. The portion of the accounts receivable sold maintained as reserves amounted to Ps1,516 million and Ps1,775 million as of December 31, 2013 and 2014, respectively. Therefore, the funded amount to CEMEX was Ps9,763 million (U.S.\$662 million) in 2014 and Ps6,971 million (U.S.\$534 million) in 2013. The discount granted to the acquirers of the trade accounts receivable is recorded as financial expense and amounted to approximately Ps317 million (U.S.\$25 million) and Ps298 million (U.S.\$22 million) in 2013 and 2014, respectively. Our securitization programs are negotiated for specific periods and may be renewed at their maturity. The securitization programs outstanding as of December 31, 2014 in Mexico, the United States, France and the United Kingdom, mature in March 2017, May 2015 and March 2015, respectively. The securitization programs in the United States, France and the United Kingdom, were extended in March 2015 and now mature in March 2016.

### ***Capital leases***

As of December 31, 2013 and 2014, we held several operating buildings and mainly mobile equipment, under capital lease contracts for a total of approximately U.S.\$210 million (Ps2,743 million) and U.S.\$130 million (Ps1,916 million), respectively. See note 16B to our 2014 audited consolidated financial statements included elsewhere in this annual report. Future payments associated with these contracts are presented in note 23E to our 2014 audited consolidated financial statements included elsewhere in this annual report.

### ***Our Equity Forward Arrangements***

As of December 31, 2014 and 2013, CEMEX had a forward contract to be settled in cash maturing in October 2015 over the price, in both years, of 59.5 million CPOs of Axtel, S.A.B. de C.V. (“Axtel”), a Mexican telecommunications company traded in the Mexican Stock Exchange (“MSE”). CEMEX negotiated this contract to maintain the exposure to changes in the price of this entity. Changes in the fair value of this instrument generated gains of approximately U.S.\$6 million (Ps76 million) in 2013, and losses of approximately U.S.\$9 million (Ps133 million) in 2014.

### ***Perpetual Debentures***

As of December 31, 2013 and 2014, non-controlling interest stockholders' equity included approximately U.S.\$477 million (Ps6,223 million) and U.S.\$466 million (Ps6,869 million), respectively, representing the notional amount of Perpetual Debentures. The Perpetual Debentures have no fixed maturity date and do not represent contractual obligations to exchange any series of its outstanding Perpetual Debentures for financial assets or financial liabilities. Based on their characteristics, the Perpetual Debentures, issued through Special Purpose Vehicles ("SPVs"), qualify as equity instruments and are classified within non-controlling interest as they were issued by consolidated entities, and, if the conditions to interest deferred are satisfied, we have the unilateral right to defer indefinitely the payment of interest due on the Perpetual Debentures. Issuance costs, as well as the interest expense, which is accrued based on the principal amount of the Perpetual Debentures, are included within "Other equity reserves" and represented expenses of approximately Ps405 million and Ps420 million in 2013 and 2014, respectively. The different SPVs were established solely for purposes of issuing the Perpetual Debentures and are included in our 2014 audited consolidated financial statements included elsewhere in this annual report. As of December 31, 2014, the Perpetual Debentures were as follows:

<u>Issuer</u>	<u>Issuance date</u>	<u>Nominal Amount at Issuance Date (in millions)</u>		<u>Nominal amount Outstanding as of December 31, 2014 (in millions)</u>		<u>Repurchase option</u>	<u>Interest rate</u>
C10-EUR Capital (SPV) Ltd. . . . .	May 2007	€	730	€	64	Tenth anniversary	6.277%
C8 Capital (SPV) Ltd.(1) . . . . .	February 2007	U.S.\$	750	U.S.\$	137	Eighth anniversary	LIBOR + 4.4%
C5 Capital (SPV) Ltd.(1) . . .	December 2006	U.S.\$	350	U.S.\$	69	Fifth anniversary	LIBOR+4.277%
C10 Capital (SPV) Ltd. . . . .	December 2006	U.S.\$	900	U.S.\$	183	Tenth anniversary	6.722%

(1) We are restricted to call these Perpetual Debentures under the Credit Agreement and the Facilities Agreement.

### ***Stock Repurchase Program***

Under Mexican law, CEMEX, S.A.B. de C.V.'s shareholders may authorize a stock repurchase program at CEMEX, S.A.B. de C.V.'s annual general ordinary shareholders' meeting. Unless otherwise instructed by CEMEX, S.A.B. de C.V.'s shareholders, we are not required to purchase any minimum number of shares pursuant to such program.

In connection with CEMEX, S.A.B. de C.V.'s 2012, 2013 and 2014 annual general ordinary shareholders' meetings held on March 21, 2013, March 20, 2014, and March 26, 2015, respectively, no stock repurchase program has been proposed between March 2013 and the date of this annual report. Subject to certain exceptions, we are not permitted to repurchase shares of our capital stock under Credit Agreement, the Facilities Agreement and the indentures governing the Senior Secured Notes.

### **Research and Development, Patents and Licenses, etc.**

Headed by CEMEX Research Group AG ("CEMEX Research Group"), based in Switzerland, research and development ("R&D") is increasingly assuming a key role as it is recognized as an important contributor to CEMEX's comprehensive pricing strategy for CEMEX's products. Through the development of innovative technologies, services, and commercial models, CEMEX is leveraging its know-how based assets to create an important differentiation in its offerings to customers in a broad range of markets with unique challenges. Focus is placed on creating tangible value for our customers by making their business more profitable, but more importantly, as leaders in the industry, there is an underlying mission for CEMEX to elevate and accelerate the

industry's evolution in order to achieve greater sustainability, increase engagement in social responsibility and provoke an important leap in its technological advancement.

CEMEX's R&D initiatives are globally led, coordinated and managed by CEMEX Research Group, which encompasses the areas of Product Development & Construction Trends, Cement Production Technology, Sustainability, Business Process & IT, Innovation, and Commercial & Logistics. The areas of Product Development & Construction Trends and Cement Production Technology are responsible for, among others, developing new products for our cement, ready-mix concrete, aggregate and admixture businesses as well as introduce novel and/or improved processing and manufacturing technology for all of CEMEX's core businesses. Additionally, the Product Development & Construction Trends and Sustainability areas collaborate to develop and propose construction solutions through consulting and the integration of the aforementioned technologies. The Cement Production Technology and Sustainability areas are dedicated to, among others, operational efficiencies leading to cost reductions and enhancing our CO<sub>2</sub> footprint and overall environmental impact through the usage of alternative or biomass fuels and the use of supplementary materials in substitution of clinker. For example, we have developed processes and products that allow us to reduce heat consumption in our kilns, which in turn reduces energy costs. Global products/brands have been conceptualized and engineered to positively impact the jobsite safety, promote efficient construction practices, sensibly preserve natural resources vital to life, lower carbon foot-print and improve the quality of life in rapidly transforming cities. Underlying CEMEX's R&D philosophy is a growing culture of global collaboration and coordination, where the Innovation Team identifies and promotes novel collaboration practices, and mobilizes its adoption within CEMEX. Getting closer and understanding our customers is a fundamental transformation within CEMEX, and consequently the Commercial & Logistics area is carrying out research initiatives to better attend the needs of customers as well as identify key changes in our supply chain management that will enable us to bring products, solutions, and services to our customers in the most cost-effective and efficient manner.

There are nine laboratories supporting CEMEX's R&D efforts under a collaboration network. The laboratories are strategically located in close proximity to our plants, and assist the operating subsidiaries with troubleshooting, optimization techniques and quality assurance methods. The laboratory located in Switzerland is continually improving and consolidating our research and development efforts in the areas of cement, concrete, aggregates, admixtures, mortar and asphalt technology, sustainability as well as in energy management. In addition, CEMEX Research Group actively generates as well as registers patents and pending applications in many of the countries in which CEMEX operates. Patents and trade secrets are managed strategically in order to ensure an important technology lock-ins associated with CEMEX technology.

Our Information Technology divisions develop information management systems and software relating to cement and ready-mix concrete operational practices, automation and maintenance. These systems have helped us to better serve our clients with respect to purchasing, delivery and payment. More importantly, thanks to the activities of the Business Process and IT departments, CEMEX is continuously improving and innovating its business processes to adapt them to the dynamically evolving markets, and better serve CEMEX's needs.

R&D activities comprise part of the daily routine of the departments and divisions mentioned above; therefore, the costs associated with such activities are expensed as incurred. However, the costs incurred in the development of software for internal use are capitalized and amortized in operating results over the estimated useful life of the software, which is approximately five years.

In 2012, 2013 and 2014, the total combined expense of the technology and energy departments in CEMEX, which includes all significant R&D activities, amounted to approximately Ps514 million (U.S.\$40 million), Ps494 million (U.S.\$38 million) and Ps538 million (U.S.\$36 million), respectively.

### **Trend Information**

Other than as disclosed elsewhere in this annual report, we are not aware of any trends, uncertainties, demands, commitments or events for the year ended December 31, 2014 that are reasonably likely to have a

material and adverse effect on our net sales, income, profitability, liquidity or capital resources, or that would cause the disclosed financial information to be not necessarily indicative of future results of operations or financial conditions.

## **Summary of Material Contractual Obligations and Commercial Commitments**

### ***The Facilities Agreement***

As a result of the Refinancing Transaction, on September 17, 2012, we entered into the Facilities Agreement. See “Item 5—Operating and Financial Review and Prospects—Liquidity and Capital Resources—Recent Developments Relating to Our Indebtedness.” As of December 31, 2014, we had an aggregate principal amount of outstanding debt under the Facilities Agreement of approximately Ps28,569 million (U.S.\$1,938 million) (principal amount Ps29,116 million (U.S.\$1,975 million)), all of which matures in 2017. However, pursuant to the Facilities Agreement, if we are unable to comply with the milestones for addressing the maturities of certain indebtedness, the maturity date of our indebtedness under the Facilities Agreement will spring-back to earlier dates. See “Item 3—Key Information—Risk Factors—If we are unable to comply with the milestones for addressing the maturities of certain indebtedness pursuant to the Facilities Agreement, the maturity date of our indebtedness under the Facilities Agreement will automatically reset, or ‘spring-back,’ to earlier dates.”

The Facilities Agreement is secured by a first-priority security interest over the Collateral and all proceeds of such Collateral.

For a discussion of restrictions and covenants under the Facilities Agreement, see “Item 3—Key Information—Risk Factors—The Credit Agreement and the Facilities Agreement contain several restrictions and covenants. Our failure to comply with such restrictions and covenants could have a material adverse effect on us.”

### ***The Credit Agreement***

On September 29, 2014, we entered into the Credit Agreement for U.S.\$1.35 billion, with nine of the main lending banks from its Facilities Agreement. On November 19, 2014, five additional banks joined the Credit Agreement as lenders with aggregate commitments of U.S.\$515 million, increasing the total amount of the Credit Agreement from U.S.\$1.35 billion to U.S.\$1.87 billion (increasing the revolving tranche of the Credit Agreement proportionally to U.S.\$746 million). See “Item 5—Operating and Financial Review and Prospects—Liquidity and Capital Resources—Our Indebtedness.”

As of December 31, 2014, we had an aggregate principal amount of outstanding debt under the Credit Agreement of approximately Ps18,957 million (U.S.\$1,286 million) (principal amount Ps19,236 million (U.S.\$1,305 million)). The Credit Agreement is secured by a first-priority security interest over the Collateral and all proceeds of such Collateral.

For a discussion of restrictions and covenants under the Facilities Agreement, see “Item 3—Key Information—Risk Factors—The Credit Agreement and the Facilities Agreement contain several restrictions and covenants. Our failure to comply with such restrictions and covenants could have a material adverse effect on us.”

### ***Senior Secured Notes***

The indentures governing the Senior Secured Notes impose significant operating and financial restrictions on us. These restrictions will limit our ability, among other things, to: (i) create liens; (ii) incur in additional debt; (iii) change CEMEX’s business or the business of any obligor or material subsidiary (in each case, as defined in the Credit Agreement and the Facilities Agreement); (iv) enter into mergers; (v) enter into agreements that restrict our subsidiaries’ ability to pay dividends or repay intercompany debt; (vi) acquire assets; (vii) enter into

or invest in joint venture agreements; (viii) dispose certain assets; (ix) grant additional guarantees or indemnities; (x) declare or pay cash dividends or make share redemptions; (xi) enter into certain derivatives transactions; (xii) exercise any call option in relation to any perpetual bonds issues unless the exercise of the call options does not have a materially negative impact on our cash flow; and (xiii) transfer all or substantially all the assets from subsidiaries or more than 10% of shares in subsidiaries into or out of CEMEX España or its subsidiaries if those assets or subsidiaries are not controlled by CEMEX España or any of its subsidiaries.

*May 2020 U.S. Dollars and 2017 Euro Notes.* On May 12, 2010, CEMEX España, acting through its Luxembourg branch, issued the May 2020 U.S. Dollars and 2017 Euro Notes, in exchange for a majority in principal amount of the then outstanding Perpetual Debentures pursuant to exchange offers, in private transactions exempt from registration pursuant to Section 4(2) of the Securities Act and Regulation S under the Securities Act. In addition, on March 4, 2011, CEMEX España, acting through its Luxembourg branch, issued the Additional May 2020 U.S. Dollar Notes in exchange for €119,350,000 aggregate principal amount of the Euro-Denominated 6.277% Fixed-to-Floating Rate Callable Perpetual Debentures issued by C10-EUR Capital (SPV), pursuant to an exchange offer, in a private transaction exempt from registration pursuant to Regulation S under the Securities Act. CEMEX, S.A.B. de C.V., CEMEX México, New Sunward, CEMEX Asia B.V. (“CEMEX Asia”), CEMEX Concretos, S.A. de C.V. (“CEMEX Concretos”), CEMEX Corp., CEMEX Finance LLC, Cemex Egyptian Investments B.V. (“CEMEX Egyptian Investments”), Cemex Egyptian Investments II B.V. (“CEMEX Egyptian Investments II”), CEMEX France Gestion (S.A.S). (“CEMEX France”), CEMEX Research Group, CEMEX Shipping B.V. (“CEMEX Shipping”), CEMEX UK and Empresas Tolteca de México, S.A. de C.V. (“Empresas Tolteca”) have fully and unconditionally guaranteed the performance of all obligations of CEMEX España under the May 2020 U.S. Dollars and 2017 Euro Notes, on a senior basis. The payment of principal, interest and premium, if any, on such notes is secured by a first-priority security interest over the Collateral and all proceeds of such Collateral. “Item 5—Operating and Financial Review and Prospects—Recent Developments Relating to Our Indebtedness—Redemption of the May 2020 U.S. Dollar Notes and Additional May 2020 Notes.”

*January 2018 U.S. Dollar Notes and Additional January 2018 U.S. Dollar Notes.* On January 11, 2011, CEMEX, S.A.B. de C.V. issued the January 2018 U.S. Dollar Notes in transactions exempt from registration pursuant to Rule 144A and Regulation S under the Securities Act. On July 11, 2011, CEMEX, S.A.B. de C.V. issued the Additional January 2018 U.S. Dollar Notes. CEMEX México, CEMEX España, New Sunward, CEMEX Asia, CEMEX Concretos, CEMEX Corp., CEMEX Finance LLC, CEMEX Egyptian Investments, CEMEX Egyptian Investments II, CEMEX France, CEMEX Research Group, CEMEX Shipping, CEMEX UK and Empresas Tolteca have fully and unconditionally guaranteed the performance of all obligations of CEMEX, S.A.B. de C.V. under the January 2018 U.S. Dollar Notes and Additional January 2018 U.S. Dollar Notes on a senior basis. The payment of principal, interest and premium, if any, on such notes is secured by a first-priority security interest over the Collateral and all proceeds of such Collateral. See “Item 5—Operating and Financial Review and Prospects—Recent Developments Relating to Our Indebtedness—Redemption of the January 2018 U.S. Dollar Notes and Additional January 2018 U.S. Dollar Notes.”

*September 2015 Floating Rate U.S. Dollar Notes.* On April 5, 2011, CEMEX, S.A.B. de C.V. issued the September 2015 Floating Rate U.S. Dollar Notes in transactions exempt from registration pursuant to Rule 144A and Regulation S under the Securities Act. CEMEX México, CEMEX España, New Sunward, CEMEX Asia, CEMEX Concretos, CEMEX Corp., CEMEX Finance LLC, CEMEX Egyptian Investments, CEMEX Egyptian Investments II, CEMEX France, CEMEX Research Group, CEMEX Shipping, CEMEX UK and Empresas Tolteca have fully and unconditionally guaranteed the performance of all obligations of CEMEX, S.A.B. de C.V. under the September 2015 Floating Rate U.S. Dollar Notes on a senior basis. The payment of principal, interest and premium, if any, on such notes is secured by a first-priority security interest over the Collateral and all proceeds of such Collateral. The September 2015 Floating Rate U.S. Dollar Notes are redeemable beginning on June 30, 2015 at a redemption price of 100% of the principal amount thereof, plus accrued and unpaid interest through the redemption date. CEMEX, S.A.B. de C.V. intends to use a portion of the proceeds from the issuance the May 2025 U.S. Dollar and the March 2023 Euro Notes together with any necessary drawdowns under the

revolving tranche of the Credit Agreement, to fund the redemption in full of U.S.\$746,415,000 aggregate principal amount of the September 2015 Floating Rate U.S. Dollar Notes (excluding U.S.\$37,710,000 in aggregate principal amount of September 2015 Floating Rate U.S. Dollar Notes held by us).

*April 2019 U.S. Dollar and Euro Notes.* On March 28, 2012, CEMEX España, acting through its Luxembourg branch, issued the April 2019 U.S. Dollar and Euro Notes in exchange for Perpetual Debentures and Eurobonds pursuant to separate private placement exchange offers directed to the holders of Perpetual Debentures and Eurobonds, in transactions exempt from registration pursuant to Section 4(2) of the Securities Act. Such exchange offers were made within the United States only to “qualified institutional buyers” (as defined in Rule 144A under the Securities Act), and outside the United States to persons that are not “U.S. persons,” as such term is defined in Rule 902(k) of Regulation S under the Securities Act and who participated in the transactions in accordance with Regulation S. CEMEX, S.A.B. de C.V., CEMEX México, New Sunward, CEMEX Asia, CEMEX Concretos, CEMEX Corp., CEMEX Finance LLC, CEMEX Egyptian Investments, CEMEX Egyptian Investments II, CEMEX France, CEMEX Research Group, CEMEX Shipping, CEMEX UK and Empresas Tolteca have fully and unconditionally guaranteed the performance of all obligations of CEMEX España under the April 2019 U.S. Dollar and Euro Notes on a senior basis. The payment of principal, interest and premium, if any, on such notes is secured by a first-priority security interest over the Collateral and all proceeds of such Collateral.

*June 2018 U.S. Dollar Notes.* In connection with the Refinancing Transaction, on September 17, 2012, CEMEX, S.A.B. de C.V. the June 2018 U.S. Dollar Notes to participating creditors that elected to receive the June 2018 U.S. Dollar Notes in place of all or a portion of their indebtedness subject to the 2009 Financing Agreement. CEMEX México, CEMEX España, New Sunward, CEMEX Asia, CEMEX Concretos, CEMEX Corp., CEMEX Finance LLC, CEMEX Egyptian Investments, CEMEX Egyptian Investments II, CEMEX France, CEMEX Research Group, CEMEX Shipping, CEMEX UK and Empresas Tolteca have fully and unconditionally guaranteed the performance of all obligations of CEMEX, S.A.B. de C.V. under the June 2018 U.S. Dollar Notes on a senior basis. The payment of principal, interest and premium, if any, on such notes is secured by a first-priority security interest over the Collateral and all proceeds of such Collateral.

*October 2022 U.S. Dollar Notes.* On October 12, 2012, our subsidiary, CEMEX Finance LLC, issued the October 2022 U.S. Dollar Notes in transactions exempt from registration pursuant to Rule 144A and Regulation S under the Securities Act. CEMEX, S.A.B. de C.V., CEMEX México, CEMEX España, New Sunward, CEMEX Asia, CEMEX Concretos, CEMEX Corp., CEMEX Egyptian Investments, CEMEX Egyptian Investments II, CEMEX France, CEMEX Research Group, CEMEX Shipping, CEMEX UK and Empresas Tolteca have fully and unconditionally guaranteed the performance of all obligations of CEMEX Finance LLC under the October 2022 U.S. Dollar Notes on a senior basis. The payment of principal, interest and premium, if any, on such notes is secured by a first-priority security interest over the Collateral and all proceeds of such Collateral.

*March 2019 U.S. Dollar Notes.* On March 25, 2013, CEMEX, S.A.B. de C.V. issued the March 2019 U.S. Dollar Notes in transactions exempt from registration pursuant to Rule 144A and Regulation S under the Securities Act. CEMEX México, CEMEX España, New Sunward, CEMEX Asia, CEMEX Concretos, CEMEX Corp., CEMEX Finance LLC, CEMEX Egyptian Investments, CEMEX Egyptian Investments II, CEMEX France, CEMEX Research Group, CEMEX Shipping, CEMEX UK and Empresas Tolteca have fully and unconditionally guaranteed the performance of all obligations of CEMEX, S.A.B. de C.V. under the March 2019 U.S. Dollar Notes. The payment of principal, interest and premium, if any, on such notes is secured by a first-priority security interest over the Collateral and all proceeds of such Collateral.

*December 2019 U.S. Dollar Notes.* On August 12, 2013, CEMEX S.A.B. de C.V. issued the December 2019 U.S. Dollar Notes, in transactions exempt from registration pursuant to Rule 144A and Regulation S under the Securities Act. CEMEX México, CEMEX España, New Sunward, CEMEX Asia, CEMEX Concretos, CEMEX Corp., CEMEX Finance LLC, CEMEX Egyptian Investments, CEMEX Egyptian Investments II, CEMEX

France, CEMEX Research Group, CEMEX Shipping and CEMEX UK and Empresas Tolteca have fully and unconditionally guaranteed the performance of all obligations of CEMEX, S.A.B. de C.V. under the December 2019 U.S. Dollar Notes. The payment of principal, interest and premium, if any, on such notes is secured by a first-priority security interest over the Collateral and all proceeds of such Collateral.

*January 2021 and October 2018 Floating Rate U.S. Dollar Notes.* On October 2, 2013, CEMEX S.A.B. de C.V. issued the January 2021 and October 2018 Floating Rate U.S. Dollar Notes, in transactions exempt from registration pursuant to Rule 144A and Regulation S under the Securities Act. CEMEX México, CEMEX España, New Sunward, CEMEX Asia, CEMEX Concretos, CEMEX Corp., CEMEX Finance LLC, CEMEX Egyptian Investments, CEMEX Egyptian Investments II, CEMEX France, CEMEX Research Group, CEMEX Shipping and CEMEX UK and Empresas Tolteca have fully and unconditionally guaranteed the performance of all obligations of CEMEX, S.A.B. de C.V. under the January 2021 and October 2018 Floating Rate U.S. Dollar Notes. The payment of principal, interest and premium, if any, on such notes is secured by a first-priority security interest over the Collateral and all proceeds of such Collateral.

*April 2024 U.S. Dollar and April 2021 Euro Notes.* On April 1, 2014, CEMEX Finance LLC issued the April 2024 U.S. Dollar and 2021 Euro Notes in transactions exempt from registration pursuant to Rule 144A and Regulation S under the Securities Act. CEMEX, S.A.B. de C.V., CEMEX México, CEMEX España, New Sunward, CEMEX Asia, CEMEX Concretos, CEMEX Corp., CEMEX Egyptian Investments, CEMEX Egyptian Investments II, CEMEX France, CEMEX Research Group, CEMEX Shipping, CEMEX UK, Empresas Tolteca and CEMEX Finance LLC have fully and unconditionally guaranteed the performance of all obligations of CEMEX Finance LLC under the April 2024 U.S. Dollar and 2021 Euro Notes. The payment of principal, interest and premium, if any, on such notes is secured by a first-priority security interest over the Collateral and all proceeds of such Collateral.

*January 2025 U.S. Dollar and January 2022 Euro Notes.* On September 11, 2014, CEMEX, S.A.B. de C.V. issued the January 2025 U.S. Dollar and January 2022 Euro Notes, in transactions exempt from registration pursuant to Rule 144A and Regulation S under the Securities Act. CEMEX México, CEMEX Concretos, Empresas Tolteca, New Sunward, CEMEX España, CEMEX Asia B.V., CEMEX Corp., CEMEX Finance LLC, Cemex Egyptian Investments B.V., Cemex Egyptian Investments II B.V., CEMEX France Gestion (S.A.S.), CEMEX Research Group, CEMEX Shipping B.V. and CEMEX UK, have fully and unconditionally guaranteed the performance of all obligations of CEMEX, S.A.B. de C.V. under the January 2025 U.S. Dollar and January 2022 Euro Notes. The payment of principal, interest and premium, if any, on such notes is secured by a first-priority security interest over the Collateral and all proceeds of such Collateral.

*May 2025 U.S. Dollar and March 2023 Euro Notes.* On March 5, 2015, CEMEX, S.A.B. de C.V. issued the May 2025 U.S. Dollar and March 2023 Euro Notes in transactions exempt from registration pursuant to Rule 144A and Regulation S under the Securities Act. CEMEX México, CEMEX Concretos, Empresas Tolteca, New Sunward, CEMEX España, CEMEX Asia B.V., CEMEX Corp., CEMEX Finance LLC, Cemex Egyptian Investments B.V., Cemex Egyptian Investments II B.V., CEMEX France Gestion (S.A.S.), CEMEX Research Group, CEMEX Shipping B.V. and CEMEX UK, have fully and unconditionally guaranteed the performance of all obligations of CEMEX, S.A.B. de C.V. under the May 2025 U.S. Dollar and March 2023 Euro Notes. The payment of principal, interest and premium, if any, on such notes is secured by a first-priority security interest over the Collateral and all proceeds of such Collateral. See “Item 5—Recent Developments—Recent Developments Relating to Our Indebtedness—Issuance of the May 2025 U.S. Dollar and March 2023 Euro Notes.”

*November 2019 Mandatory Convertible Mexican Peso Notes.* On December 10, 2009, CEMEX, S.A.B. de C.V. issued approximately Ps4,126 million (approximately U.S.\$315 million) of its November 2019 Mandatory Convertible Mexican Peso Notes, in exchange for CBs maturing on or before December 31, 2012, pursuant to an exchange offer conducted in Mexico, in transactions exempt from registration pursuant to Regulation S under the Securities Act. The November 2019 Mandatory Convertible Mexican Peso Notes are mandatorily convertible



into newly issued CPOs at a conversion price per CPO (calculated as the volume-weighted average price of the CPO for the ten trading days prior to the closing of the exchange offer multiplied by a conversion premium of approximately 1.65), accrue interest, payable in cash, at 10% per annum, provide for the payment of a cash penalty fee, equal to approximately one year of interest, upon the occurrence of certain anticipated conversion events, and mature on November 28, 2019. After antidilution adjustments, the conversion rate as of December 31, 2014 was 210 CPOs per each obligation at a conversion price of approximately Ps19.66 per CPO.

*March 2015 Optional Convertible Subordinated U.S. Dollar Notes.* On March 30, 2010, CEMEX, S.A.B. de C.V. issued the March 2015 Optional Convertible Subordinated U.S. Dollar Notes. The March 2015 Optional Convertible Subordinated U.S. Dollar Notes are subordinated to all of CEMEX's liabilities and commitments. The holders of the March 2015 Optional Convertible Subordinated U.S. Dollar Notes have the option to convert their notes for our ADSs at a conversion price per ADS 30% higher than the ADS price at the pricing of the transaction. In connection with the offering, CEMEX, S.A.B. de C.V. entered into a capped call transaction that was expected to reduce the potential dilution cost to CEMEX, S.A.B. de C.V. upon future conversion of the March 2015 Optional Convertible Subordinated U.S. Dollar Notes. As of December 31, 2013 and 2014, the conversion price per ADS was approximately U.S.\$11.62 and U.S.\$11.18, respectively. The fair value of the conversion option as of the issuance date amounted to Ps1,232 million, which considering the then functional currency of the issuer, was recognized until December 31, 2012 as a derivative instrument through profit or loss. Changes in fair value of the conversion option generated a loss of Ps114 million (U.S.\$9 million) in 2012, recognized within other financial income, net. Effective January 1, 2013, in connection with the change in CEMEX, S.A.B. de C.V.'s functional currency, the conversion options embedded in the March 2015 Optional Convertible Subordinated U.S. Dollar Notes ceased to be treated as stand-alone derivatives at fair value through profit or loss. Therefore, there were no valuation effects from the conversion options during 2013 and 2014. As of December 31, 2013, the fair value of such options represented an asset of approximately Ps1,228 million (U.S.\$94 million). During 2013 and 2014, changes in the fair value of this capped call transaction generated gains of approximately Ps465 million (U.S.\$36 million) and Ps253 million (U.S.\$17 million), respectively, which were recognized within "other financial income, net" in the statements of operations (see note 16D to our 2014 audited consolidated financial statements included elsewhere in this annual report). After antidilution adjustments, the conversion rate as of December 31, 2014 was 89.4729 ADSs per U.S.\$1,000 principal amount of such notes. On several dates during 2014, CEMEX, S.A.B. de C.V. entered into private early conversion agreements with certain institutional holders of the March 2015 Optional Convertible Subordinated U.S. Dollar Notes, pursuant to which such holders converted approximately U.S.\$511 million in aggregate principal amount of the March 2015 Optional Convertible Subordinated U.S. Dollar Notes in exchange for approximately 50.4 million ADSs, which included the number of additional ADSs issued to the holders that converted their notes as inducement premiums, without incurring any cash outflow. As of December 31, 2014, the outstanding principal amount of the March 2015 Optional Convertible Subordinated U.S. Dollar Notes was of approximately U.S.\$204 million.

In January 2014, CEMEX initiated a process to amend the terms of the capped call transaction entered into in connection with the March 2015 Optional Convertible Subordinated U.S. Dollar Notes, pursuant to which, using the then existing market valuation of the instrument, CEMEX received approximately 7.7 million zero-strike call options over a same number of ADSs. In July 2014, CEMEX, S.A.B. de C.V. amended the zero-strike call options (which were the original capped call transactions entered into in relation to the March 2015 Optional Convertible Subordinated U.S. Dollar Notes) to reduce volatility of their fair value and placed a minimum value of approximately U.S.\$93.8 million for this equity derivative. As part of the amendment, CEMEX, S.A.B. de C.V. retained the economic value of approximately 1 million of CEMEX, S.A.B. de C.V.'s ADS. During December 2014, CEMEX further amended and unwound the zero-strike call options, monetizing the remainder value of the approximately 1 million ADSs it had retained, pursuant to which CEMEX received a total payment of approximately U.S.\$105 million.

On October 3, 2014, pursuant to a private offer, CEMEX, S.A.B. de C.V. issued 200,000 CCUs, each with a stated amount of U.S. \$1,000. The CCUs were issued to finance payment of the principal amount of U.S.\$200

million of March 2015 Optional Convertible Subordinated U.S. Dollar Notes that matured without conversion. The proceeds of the offering of CCUs were temporarily used to invest in Treasury Securities which, together with certain additional amounts, were held in a securities account at The Bank of New York Mellon. Pursuant to the Note Purchase Contracts underlying the CCUs, holders of the CCUs agreed to purchase from CEMEX, S.A.B. de C.V. and CEMEX, S.A.B. de C.V. agreed to sell to the holders new convertible notes of CEMEX, S.A.B. de C.V. to the extent the Note Purchase Contracts were exercised. The March 2015 Optional Convertible Subordinated U.S. Dollar Notes matured without conversion and the Note Purchase Contracts were exercised on March 13, 2015. As a result, CEMEX S.A.B. de C.V. issued new convertible notes. See “Item 5—Recent Developments—Recent Developments Relating to Our Indebtedness—Issuance of March 2020 Convertible Subordinated U.S. Dollar Notes.”

*March 2016 and March 2018 Optional Convertible Subordinated U.S. Dollar Notes.* On March 15, 2011, CEMEX, S.A.B. de C.V. issued the March 2016 and March 2018 Optional Convertible Subordinated U.S. Dollar Notes, including the initial purchasers’ exercise in full of their over-allotment options, in transactions exempt from registration pursuant to Rule 144A and Regulation S under the Securities Act. The March 2016 and March 2018 Optional Convertible Subordinated U.S. Dollar Notes are convertible into a fixed number of CEMEX, S.A.B. de C.V. ADSs, at any time after June 30, 2011 and are subject to antidilution adjustments. The initial conversion price for the March 2016 and March 2018 Optional Convertible Subordinated U.S. Dollar Notes was equivalent to approximately U.S.\$11.28 per ADS, a 30% premium to the closing price of CEMEX, S.A.B. de C.V.’s ADSs on March 9, 2011. After antidilution adjustments, the conversion rate as of December 31, 2014 was 103.6741 ADSs per U.S.\$1,000 principal amount of such notes. We used a portion of the net proceeds from the offering of the March 2016 and March 2018 Optional Convertible Subordinated U.S. Dollar Notes to fund the purchase of capped call transactions, which are expected generally to reduce the potential cost to CEMEX upon future conversion of the March 2016 and March 2018 Optional Convertible Subordinated U.S. Dollar Notes. As of the date of this annual report, we have begun to monetize some of the capped call transactions entered into in relation to the March 2016 and March 2018 Optional Convertible Subordinated U.S. Dollars Notes. In April 2015, we amended a portion of the capped calls with the purpose of unwinding the position. As a result, on April 24, 2015, we received U.S.\$17 million in cash, equivalent to 14.6% of the total notional amount of such capped calls.

### ***Commercial Commitments***

In April 2008, Citibank entered into put option transactions on CEMEX, S.A.B. de C.V. CPOs with a Mexican trust that we established on behalf of its Mexican pension fund and certain of CEMEX board members and current and former employees (the “Participating Individuals”). The transaction was structured with two main components. Under the first component, the trust sold, for the benefit of CEMEX’s Mexican pension fund, put options to Citibank in exchange for a premium of approximately U.S.\$38. The premium was deposited into the trust and was used to purchase, on a prepaid forward basis, securities that track the performance of the Mexican Stock Exchange. Under the second component, the trust sold, on behalf of the Participating Individuals, additional put options to Citibank in exchange for a premium of approximately U.S.\$38, which was used to purchase prepaid forward CPOs. These prepaid forward CPOs, together with additional CPOs representing an equal amount in U.S. Dollars, were deposited into the trust by the Participating Individuals as security for their obligations, and represented the maximum exposure of the Participating Individuals under this transaction. The put options gave Citibank the right to require the trust to purchase, in April 2013, approximately 136 million CPOs at a price of U.S.\$2.6498 per CPO (120% of initial CPO price in dollars). If the value of the assets held in the trust (34.7 million CPOs and the securities that track the performance of the Mexican Stock Exchange) was insufficient to cover the obligations of the trust, a guarantee would be triggered and we would be required settle, in April 2013, the difference between the total number of CPOs at a price of U.S.\$2.6498 per CPO and the market value of the assets of the trust. During the tenure of the transaction, the purchase price per CPO in dollars and the corresponding number of CPOs under this transaction were subject to dividend adjustments. Moreover, we recognized a liability for the fair value of the guarantee, and changes in valuation were recorded in the statements of operations (see note 16D to our 2014 audited consolidated financial statements included elsewhere

in this annual report). Between January and April 2013, the 136 million put options were gradually unwounded, and cash deposits in margin accounts, after deducting the value of the trust' assets, were used in an aggregate amount of approximately U.S.\$112.

On July 30, 2012, we entered into a Master Professional Services Agreement with IBM. This agreement provides the framework for our contracting for IBM to provide us with the following services: information technology, application development and maintenance, finance and accounting outsourcing, human resources administration and contact center services. The agreement provides for these services to be provided to us from July 30, 2012 until August 31, 2022, unless earlier terminated. Our minimum required payments to IBM under the agreement are approximately U.S.\$50 million per year. We will have the right to adjust the cost and quality of the services every two years if it is determined that they do not meet certain benchmarks. We may terminate the agreement (or a portion of it) at our discretion and without cause at any time by providing at least six-months' notice to IBM and paying termination charges consisting of IBM's unrecovered investment and breakage and wind-down costs. In addition, we may terminate the agreement (or a portion of it) for cause without paying termination charges. Other termination rights may be available to us for a termination charge that will vary with the reason for termination. IBM may terminate the agreement if we (i) fail to make payments when due or (ii) become bankrupt and do not pay in advance for the services.

In some countries, CEMEX has self-insured health care benefits plans for its active employees, which are managed on cost plus fee arrangements with major insurance companies or provided through health maintenance organizations. As of December 31, 2013, in certain plans, CEMEX has established stop-loss limits for continued medical assistance derived from a series of specific causes (e.g., an automobile accident, illness, etc.). ranging from U.S.\$23 thousand dollars to U.S.\$400 thousand dollars. In other plans, CEMEX has established stop-loss limits per employee regardless of the number of events ranging from 350 thousand dollars to 2 million dollars. The contingency for CEMEX if all employees qualifying for health care benefits required medical services simultaneously is significantly. However, this scenario is remote. The amount expensed through self-insured health care benefits was approximately U.S.\$72 million (Ps 925 million) in 2012, U.S.\$70 million (Ps914 million) in 2013 and U.S.\$64 million (Ps943 million) in 2014.

As of December 31, 2014, we did not depend on any of our suppliers of goods or services to conduct our business.

### ***Contractual Obligations***

As of December 31, 2013 and 2014, we had material contractual obligations as set forth in the table below.

<b>Obligations</b>	<b>As of December 31, 2013</b>		<b>As of December 31, 2014</b>			
	<b>Total</b>	<b>Less than 1 year</b>	<b>1-3 year</b>	<b>3-5 year</b>	<b>More than 5 years</b>	<b>Total</b>
		(in millions of U.S. Dollars)				
Long-term debt . . . . .	U.S.\$ 14,627	984	2,254	4,859	5,867	13,964
Capital lease obligations(1) . . . . .	292	32	62	61	60	215
Convertible notes(2) . . . . .	2,269	216	961	649	—	1,826
Total debt and other financial obligations(3) . . . . .	17,188	1,232	3,277	5,569	5,927	16,005
Operating leases(4) . . . . .	402	97	151	95	50	393
Interest payments on debt(5) . . . . .	6,289	910	1,738	1,180	1,220	5,048
Pension plans and other benefits(6) . . . . .	1,747	151	298	309	846	1,604
Purchases of raw material, fuel and energy(7) . . . . .	3,488	334	434	446	2,041	3,255
Total contractual obligations . . . . .	U.S.\$ 29,114	2,724	5,898	7,599	10,084	26,305
Total contractual obligations (Mexican Pesos) . . . . .	Ps 379,938	40,152	86,937	112,009	148,638	387,736

- (1) Represents nominal cash flows. As of December 31, 2014, the net present value of future payments under such leases is approximately U.S.\$130 million (Ps1,916 million), of which, approximately U.S.\$35 million (Ps509 million) refers to payments from 1 to 3 years, approximately U.S.\$25 million (Ps371 million) refers to payments from 3 to 5 years and approximately U.S.\$53 million (Ps776 million) refers to payments of more than 5 years.
- (2) Refers to the November 2019 Mandatory Convertible Mexican Peso Notes described herein and assumes repayment at maturity and no conversion of the notes.
- (3) The schedule of debt payments, which includes current maturities, does not consider the effect of any refinancing of debt that may occur during the following years. In the past, CEMEX has replaced its long-term obligations for others of a similar nature.
- (4) The amounts for operating leases have been determined on the basis of nominal cash flows. We have operating leases, primarily for operating facilities, cement storage and distribution facilities and certain transportation and other equipment, under which annual rental payments are required plus the payment of certain administrative, selling and distribution expenses. Rental expense was U.S.\$126 million (Ps1,647 million) in 2013 and U.S.\$112 million (Ps1,657 million) in 2014.
- (5) Estimated cash flows on floating rate denominated debt were determined using the interest rates in effect as of December 31, 2013 and 2014.
- (6) Represents estimated annual payments under these benefits for the next 10 years (see note 18 to our 2014 audited consolidated financial statements included elsewhere in this annual report). Future payments include the estimate of new retirees during such future years.
- (7) Future nominal payments for the purchase of raw materials are presented on the basis of contractual nominal cash flows. Future nominal payments of energy were estimated on the basis of an aggregate average expected consumption of approximately 3,147.8 GWh per year using the future prices of energy established in the contracts for each period. Future payments also include our commitments for the purchase of fuel.

As of December 31, 2012, 2013 and 2014, in connection with the commitments for the purchase of fuel and energy included in the table above, a description of the most significant contracts is as follows:

In September 2006, in order to take advantage of the high wind potential in the “Tehuantepec Isthmus,” we and ACCIONA, S.A. (“ACCIONA”) formed an alliance to develop a wind farm project for the generation of 250 megawatts in the Mexican state of Oaxaca. We acted as promoter of the project, which was named EURUS. ACCIONA provided the required financing, constructed the facility and currently owns and operates the wind farm. The operation of the 167 wind turbines on the farm commenced on November 15, 2009. The agreements between us and ACCIONA established that our plants in Mexico will acquire a portion of the energy generated by the wind farm for a period of at least 20 years, which began in February 2010, when EURUS reached the committed limit capacity. For the years ended December 31, 2012, 2013 and 2014, EURUS supplied approximately 29.1%, 25.8% and 29.1%, respectively, of our overall electricity needs in Mexico during such years.

In 1999, we entered into agreements with an international partnership, which financed, built and operated an electrical energy generating plant in Mexico called Termoeléctrica del Golfo (“TEG”). In 2007, the original operator was replaced. Pursuant to the agreement, we would purchase the energy generated from TEG for a term of not less than 20 years, which started in April 2004 and that was further extended until 2027 with the change of operator. In addition, we committed to supply TEG and another third-party electrical energy generating plant adjacent to TEG all fuel necessary for their operations, a commitment that has been hedged through four 20-year agreements entered with Petróleos Mexicanos (“PEMEX”), which terminate in 2024. Consequently, for the last 3 years, CEMEX intends to purchase the required fuel in the market. For the years ended December 31, 2012, 2013 and 2014, TEG supplied approximately 67.8%, 70.9% and 64.8%, respectively, of our overall electricity needs during such year for our cement plants in Mexico.

In regards with the above, in March 1998 and July 1999, we signed contracts with PEMEX providing that beginning in April 2004 PEMEX’s refineries in Cadereyta and Madero City would supply us with a combined

volume of approximately 1.75 million tons of pet coke per year. As per the pet coke contracts with PEMEX, 1.2 million tons of the contracted volume will be allocated to TEG and the other energy producer and the remaining volume will be allocated to our operations in Mexico. By entering into the pet coke contracts with PEMEX, we expect to have a consistent source of pet coke throughout the 20-year term.

In 2007, CEMEX OstZement GmbH (“COZ”), our subsidiary in Germany, entered into a long-term energy supply contract with Vattenfall Europe New Energy Ecopower (“VENEE”), pursuant to which VENEE committed to supply energy to our Rüdersdorf plant for a period of 15 years starting on January 1, 2008. Based on the contract, each year COZ has the option to fix in advance the volume of energy that it will acquire from VENEE, with the option to adjust the purchase amount one time on a monthly and quarterly basis. According to the contract, COZ acquired (unaudited) approximately 27 MW in 2014, 27 MW per year for 2015, 2016, 2017 and 2018, 15 MW per year for 2019, and expects to acquire between 11 and 13 MW per year for 2019, and COZ expects to acquire between 26 and 28 MW per year starting in 2020 and thereafter. The contract, which establishes a price mechanism for the energy acquired, based on the price of energy future contracts quoted on the European Energy Exchange, did not require initial investments and was expected to be performed at a future date. Based on its terms, this contract qualified as a financial instrument under IFRS. However, as the contract is for CEMEX’s own use and CEMEX sells any energy surplus as soon as actual energy requirements are known, regardless of changes in prices and thereby avoiding any intention of trading in energy, such contract is not recognized at its fair value.

#### **Off-Balance Sheet Arrangements**

We do not have any off-balance sheet arrangements that are reasonably likely to have a material effect on our financial condition, operating results and liquidity or capital resources.

#### **Qualitative and Quantitative Market Disclosure**

##### *Our Derivative Financial Instruments*

For the year ended December 31, 2013, we had net gains related to the recognition of changes in fair values of derivative financial instruments of approximately Ps2,126 million (U.S.\$163 million). For the year ended December 31, 2014, we had a net losses related to the recognition of changes in fair values of derivative financial instruments of approximately Ps679 million (U.S.\$46 million).

Since the beginning of 2009, with the exception of our capped call transaction entered into in March 2011, we have been reducing the aggregate notional amount of our derivatives, thereby reducing the risk of cash margin calls. This initiative has included closing substantially all notional amounts of derivative instruments related to our debt (currency and interest rate derivatives) and the settlement of our inactive derivative financial instruments (see note 16D to our 2014 audited consolidated financial statements included elsewhere in this annual report), which we finalized during April 2009. The Credit Agreement and the Facilities Agreement significantly restrict our ability to enter into derivative transactions.

We use derivative financial instruments in order to change the risk profile associated with changes in interest rates and foreign exchange rates of debt agreements, as a vehicle to reduce financing costs, as an alternative source of financing, and as hedges of: (i) highly probable forecasted transactions, (ii) our net assets in foreign subsidiaries and (iii) future exercises of options under our executive stock option programs. Before entering into any transaction, we evaluate, by reviewing credit ratings and our business relationship according to our policies, the creditworthiness of the financial institutions and corporations that are prospective counterparties to our derivative financial instruments. We select our counterparties to the extent we believe that they have the financial capacity to meet their obligations in relation to these instruments. Under current financial conditions and volatility, we cannot assure that risk of non-compliance with the obligations agreed to with such counterparties is minimal.

The fair value of derivative financial instruments is based on estimated settlement costs or quoted market prices and supported by confirmations of these values received from the counterparties to these financial instruments. The notional amounts of derivative financial instrument agreements are used to measure interest to be paid or received and do not represent the amount of exposure to credit loss.

	At December 31, 2013		At December 31, 2014		Maturity Date
	Notional amount	Estimated Fair value	Notional amount	Estimated Fair value	
	(in millions of U.S. Dollars)				
Interest Rate Swaps . . . . .	174	33	165	33	September 2022
Equity forwards on third-party shares . . . . .	27	1	27	—	October 2015
Options on CEMEX, S.A.B. de C.V.'s shares . . . . .	2,383	408	1,668	266	March 2015 - March 2018

*Our Interest Rate Swaps.* As of December 31, 2013 and 2014, we had an interest rate swap maturing in September 2022 with notional amounts of U.S.\$174 million and U.S.\$165 million, respectively, negotiated to exchange floating for fixed rates in connection with agreements we entered into for the acquisition of electric energy in Mexico. As of December 31, 2013 and 2014, the fair value of the swap represented assets of approximately U.S.\$33 million in both years. Pursuant to this instrument, during the tenure of the swap and based on its notional amount, we will receive a fixed rate of 5.4% and will pay a LIBOR. Changes in the fair value of interest rate swaps, generated losses of approximately U.S.\$2 million (Ps35 million) in 2012, U.S.\$16 million (Ps207 million) in 2013 and U.S.\$1 million (Ps3 million) in 2014, which were recognized in the statement of operations for each year.

*Our Equity Forwards on Third-Party Shares.* As of December 31, 2013 and 2014, we had forward contracts to be settled in cash over the price, in both years, of 59.5 million CPOs of Axtel, a Mexican telecommunications company traded in the MSE. The forward contract to be settled in cash maturing in October 2015. Changes in the fair value of this instrument generated losses of approximately U.S.\$7 million (Ps100 million) in 2012, gains of approximately U.S.\$6 million (Ps76 million) in 2013 and losses of approximately U.S.\$9 million (Ps133 million) in 2014, which were recognized in the statement of operations for each year. See “Item 5—Operating and Financial Review and Prospects—Liquidity and Capital Resources—Our Equity Forward Arrangements.”

*Our Options on Our Own Shares.* On March 15, 2011, in connection with the offering of the March 2016 and March 2018 Optional Convertible Subordinated U.S. Dollar Notes and to effectively increase the conversion price for CEMEX, S.A.B. de C.V.'s CPOs under such notes, CEMEX, S.A.B. de C.V. entered into capped call transactions after antidilution adjustments over approximately 173 million ADSs (101 million ADSs maturing in March 2016 and 72 million ADSs maturing in March 2018), by means of which, for the March 2016 Convertible Subordinated U.S. Dollar Notes, at maturity of the notes in March 2016, if the price per ADS is above U.S.\$9.65, we will receive in cash the difference between the market price of the ADS and U.S.\$9.65, with a maximum appreciation per ADS of U.S.\$4.45. Likewise, for the 3.75% Convertible Subordinated Notes due 2018, at maturity of the notes in March 2018, if the price per ADS is above U.S.\$9.65, we will receive in cash the difference between the market price of the ADS and U.S.\$9.65, with a maximum appreciation per ADS of U.S.\$5.94. We paid a total premium of approximately U.S.\$222 million. As of December 31, 2013 and 2014, the fair value of such options represented assets approximately U.S.\$353 million (Ps4,607 million) and U.S.\$294 million (Ps4,335 million), respectively. During 2012, 2013 and 2014, changes in the fair value of this contract generated a gain of approximately U.S.\$155 million (Ps1,973 million) and U.S.\$127 million (Ps1,663 million), respectively, and a loss of U.S.\$65 million (Ps962 million) which were recognized in the statements of operations for each year.

On March 30, 2010, after antidilution adjustments in connection with the offering of the March 2015 Optional Convertible Subordinated U.S. Dollar Notes and to effectively increase the conversion price for CEMEX, S.A.B. de C.V.'s CPOs under such notes, CEMEX, S.A.B. de C.V. entered into a capped call transaction, as amended, over approximately 64 million ADSs maturing in March 2015, by means of which, at

maturity of the notes, if the price per ADS is above U.S.\$11.18, we would receive in cash the difference between the market price of the ADS and U.S.\$11.18, with a maximum appreciation per ADS of U.S.\$4.30. We paid a premium of approximately U.S.\$105 million. During January, 2014, the transaction was amended and CEMEX S.A.B. de C.V. now had the right to receive approximately 7.7 million of its ADSs through the same number of zero-strike call options. In July 2014, the transaction was further amended to reduce volatility and place a minimum fair value of approximately U.S.\$93.8 million plus the economic value of approximately 1 million of CEMEX, S.A.B. de C.V.'s ADS. As of December 31, 2013, the fair value of such capped call options represented assets of approximately U.S.\$94 million (Ps1,228 million). During 2012, 2013 and 2014, changes in the fair value of this contract generated gains of approximately U.S.\$47 million (Ps594 million), U.S.\$36 million (Ps465 million) and U.S.\$17 million (Ps253 million), respectively, which were recognized within "Other financial income, net" in the statements of operations for each year. In addition, until December 31, 2012, considering that the functional currency of the issuer and the currency in which the notes are denominated differed, CEMEX, S.A.B. de C.V. separated the conversion options embedded in each of the March 2016 and March 2018 Optional Convertible Subordinated U.S. Dollar Notes, and the March 2015 Optional Convertible Subordinated U.S. Dollar Notes and recognized them at fair value through profit or loss, which as of December 31, 2012, resulted in a liability of approximately U.S.\$365 million (Ps4,690 million), which was reclassified to other equity reserves on January 1, 2013 considering the change in the parent company's functional currency (see note 2D to our 2014 audited consolidated financial statements included elsewhere in this annual report), which among other effects aligned the functional currency of the issuer with the currency in which the instruments are denominated and consequently, such embedded options ceased to be treated as stand-alone derivatives at fair value through the statement of operations, with no gains or losses recognized. Changes in fair value of the conversion options generated losses of approximately U.S.\$299 million (Ps3,786 million) in 2012.

Conversely, in connection with the November 2019 Mandatory Convertible Mexican Peso Notes (see note 16B to our 2014 audited consolidated financial statements included elsewhere in this annual report), and considering (i) the aforementioned change in CEMEX, S.A.B. de C.V.'s functional currency effective January 1, 2013 and (ii) that the currency in which such November 2019 Mandatory Convertible Mexican Peso Notes are denominated and the functional currency of the issuer differ, beginning January 1, 2013, we separate now the conversion option embedded in such instruments and recognizes it at fair value through profit or loss, which as of December 31, 2013 and 2014, resulted in a liability of approximately U.S.\$39 million (Ps506 million) and U.S.\$28 million (Ps413 million), respectively. Changes in fair value of the conversion option generated losses of approximately U.S.\$10 million (Ps135 million) in 2013 and gains of U.S.\$11 million (Ps159 million) in 2014.

As of December 31, 2012, we had granted a guarantee for a notional amount of approximately U.S.\$360 million in connection with put option transactions on CEMEX, S.A.B. de C.V.'s CPOs entered into by Citibank with a Mexican trust that we established on behalf of our Mexican pension fund and certain of the Participating Individuals in April 2008, as described in notes 16D to our 2014 audited consolidated financial statements included elsewhere in this annual report. The fair value of such guarantee, net of deposits in margin accounts, represented a liability of approximately U.S.\$58 million (Ps740 million) in 2012. Between January and April 2013, the notional amount of the guarantee was gradually unwound. Changes in fair value were recognized in the statements of operations within "Other financial income (expense), net," representing gains of U.S.\$95 million (Ps1,198 million) in 2012 and losses of U.S.\$22 million (Ps284 million) in 2013. As of April 17, 2013, the notional amount of the guarantee was completely closed as a result of the unwinding of 100% of the original underlying amount of put options over CPOs of CEMEX, S.A.B. de C.V. Cash and cash deposits in margin accounts, after deducting the proceeds from the sale of securities that track the performance of the Mexican Stock Exchange and CEMEX, S.A.B. de C.V.'s CPOs held by the Mexican trust in an aggregate amount of approximately U.S.\$112 million, were used to settle the unwinding of these put options.

### ***Interest Rate Risk, Foreign Currency Risk and Equity Risk***

***Interest Rate Risk.*** The table below presents tabular information of our fixed and floating rate long-term foreign currency-denominated debt as of December 31, 2014. Average floating interest rates are calculated based

on forward rates in the yield curve as of December 31, 2014. Future cash flows represent contractual principal payments. The fair value of our floating rate long-term debt is determined by discounting future cash flows using borrowing rates available to us as of December 31, 2014 and is summarized as follows:

<u>Long-Term Debt(1)</u>	<u>Expected maturity dates as of December 31, 2014</u>					<u>Total</u>	<u>Fair Value</u>
	<u>2015</u>	<u>2016</u>	<u>2017</u>	<u>2018</u>	<u>After 2019</u>		
	(In millions of U.S. Dollars, except percentages)						
Variable rate . . . . .	U.S.\$ 749	7	2,168	1,022	503	U.S.\$4,449	U.S.\$ 4,554
Average interest rate . . . . .	5.42%	6.11%	6.57%	6.67%	6.60%		
Fixed rate . . . . .	U.S.\$ 228	—	80	835	8,365	U.S.\$9,508	U.S.\$10,016
Average interest rate . . . . .	7.41%	7.37%	7.38%	7.18%	7.06%		

(1) The information above includes the current maturities of the long-term debt. Total long-term debt as of December 31, 2014 does not include our other financial obligations and the Perpetual Debentures for an aggregate amount of U.S.\$466 million (Ps6,869 million) issued by consolidated entities. See notes 16B and 20D to our 2014 audited consolidated financial statements included elsewhere in this annual report.

As of December 31, 2014, we were subject to the volatility of floating interest rates, which, if such rates were to increase, may adversely affect our financing cost and our net income. As of December 31, 2014, 29% of our foreign currency-denominated long-term debt bears floating rates at a weighted average interest rate of LIBOR plus 428 basis points. See note 16 to our 2014 audited consolidated financial statements included elsewhere in this annual report.

*Foreign Currency Risk.* Due to our geographic diversification, our revenues are generated in various countries and settled in different currencies. However, some of our production costs, including fuel and energy, and some of our cement prices, are periodically adjusted to take into account fluctuations in the U.S. Dollar/Mexican Peso exchange rate. For the year ended December 31, 2014, approximately 22% of our net sales, before eliminations resulting from consolidation, were generated in Mexico, 21% in the United States, 7% in the United Kingdom, 6% in Germany, 6% in France, 6% in the Rest of Northern Europe region, 2% in Spain, 3% in Egypt, 4% in the Rest of the Mediterranean region, 6% in Colombia, 7% in the Rest of South America and the Caribbean region, 4% in Asia and 6% from our Other operations.

As of December 31, 2014, approximately 87% of our total debt plus other financial obligations was U.S. Dollar-denominated, approximately 10% was Euro-denominated, approximately 2% was Mexican Peso-denominated and immaterial amounts were denominated in other currencies, which does not include approximately Ps466 million (U.S.\$6,869 million) of Perpetual Debentures; therefore, we had a foreign currency exposure arising from the debt plus other financial obligations denominated in U.S. Dollars, and the debt and other financial obligations denominated in Euros, versus the currencies in which our revenues are settled in most countries in which we operate. We cannot guarantee that we will generate sufficient revenues in Euros from our operations in Spain, Germany, France and the Rest of Northern Europe to service these obligations. As of December 31, 2013 and 2014, CEMEX had not implemented any derivative financing hedging strategy to address this foreign currency risk.

*Equity Risk.* As described above, we have entered into equity forward contracts on Axtel shares. Upon liquidation, the equity forward contracts provide for cash settlement and the effects are recognized in the statement of operations as part of “Other financial income, net.” At maturity, if these forward contracts are not settled or replaced, or if we default on these agreements, our counterparties may sell the shares of the underlying contracts. Under these equity forward contracts, there is a direct relationship in the change in the fair value of the derivative with the change in value of the underlying asset.

As of December 31, 2014, the potential change in the fair value of these contracts that would result from a hypothetical, instantaneous decrease of 10% in the market price of Axtel’s CPOs would be a loss of approximately U.S.\$1 million (Ps15 million).



In connection with the offering of the March 2015 Optional Convertible Subordinated U.S. Dollar Notes and the March 2016 and March 2018 Optional Convertible Subordinated U.S. Dollar Notes issued in March 2010 and March 2011, respectively, we entered into capped call transactions with the financial institutions involved on those transactions or their affiliates. See “Item 5—Operating and Financial Review and Prospects—Qualitative and Quantitative Market Disclosure—Our Derivative Financial Instruments—Our Options on Our Own Shares.”

As of December 31, 2013 and 2014, the potential change in the fair value of our options (capped call) and based on the price of CEMEX, S.A.B. de C.V.’s CPOs that would result from a hypothetical, instantaneous decrease of 10% in the market price of CEMEX, S.A.B. de C.V.’s CPOs, with all other variables held constant, would have increased our net loss for 2013 and 2014 by approximately U.S.\$89 million (Ps1,155 million) and U.S.\$73 million (Ps1,076 million), respectively, as a result of additional negative changes in fair value associated with these contracts. A 10% hypothetical increase in the CPO price would generate approximately the opposite effect.

In addition, even though the change in fair value of our embedded conversion options in the November 2019 Mandatory Convertible Mexican Peso Notes affect the statements of operations, they do not imply any risk or variability in cash flows, considering that through their exercise, we will settle a fixed amount of debt with a fixed amount of shares. As of December 31, 2013 and 2014, after considering in the convertible notes the effects related with the change in CEMEX, S.A.B. de C.V.’s functional currency in 2013, the potential change in the fair value of these embedded conversion options in the November 2019 Mandatory Convertible Mexican Peso Notes that would result from a hypothetical, instantaneous decrease of 10% in the market price of CEMEX, S.A.B. de C.V.’s CPOs, with all other variables held constant, would have decreased our net loss for 2013 and 2014 by approximately U.S.\$8 million (Ps102 million) and U.S.\$8 million (Ps113 million), respectively, as a result of additional positive changes in fair value associated with this option. A 10% hypothetical increase in the CPO price would generate approximately the opposite effect.

*Liquidity risk.* The requirement of margin calls based on the relevant master agreements under our derivative instruments can have a significant negative effect on our liquidity position and can impair our ability to service our debt and fund our capital expenditures. In addition to the current amount of margin calls previously described as of December 31, 2013 and 2014 referring to our derivative financial instrument positions of approximately U.S.\$7 million (Ps95 million) and U.S.\$14 million (Ps206 million). The potential requirement as of December 31, 2013 and 2014 for additional margin calls that would result from a hypothetical instantaneous decrease of 10% in the prices of Axtel shares and CEMEX CPOs would not be significant.

## **Investments, Acquisitions and Divestitures**

The transactions described below represent our principal investments, acquisitions and divestitures completed during 2012, 2013 and 2014.

### *Investments and Acquisitions*

On December 1, 2014, we announced the restart of the Tepeaca cement plant expansion. By 2017 the total production capacity will reach 7.6 million tons per year and the total investment is estimated to be approximately U.S.\$650 million. The additional investment, in order to add 4.4 million tons per year to the current capacity, will be approximately U.S.\$200 million.

On October 31, 2014, we announced that we had entered into agreements with Holcim to complete a series of transactions in Europe, which closed on January 5, 2015, with retrospective effect as of January 1, 2015. See “Item 5—Operating and Financial Review and Prospects—Recent Developments Relating to Our Operations—CEMEX and Holcim Close a Series of Transactions in Europe.”

On August 14, 2014, we announced that our subsidiary, CEMEX Latam began the construction of a cement plant in Colombia. The total investment is expected to reach approximately U.S.\$340 million (approximately

Ps5,012 million) and to increase CEMEX Latam's cement production capacity in Colombia from 4.5 million to approximately 5.5 million tons per year. The first phase of this project includes the construction of a new grinding mill that is expected to start cement production during the second quarter of 2015. The rest of the plant will be completed during the second half of 2016. This facility will be strategically located in the Antioquia department and will be financed with CEMEX Latam's free cash flow.

On April 10, 2014, we announced being successfully completed the financing of Ventika, a project comprising the construction of two 126 MW wind farms each, for a total nominal capacity of 252 MW to be located in Nuevo León, Mexico. The investment for the project is approximately U.S.\$650 million (approximately Ps9,581 million), of which 75% correspond to debt and 25% to equity. The project includes debt financiers, equity partners, private investors and the Company. In addition, we will supervise the construction process and, once operational, we will manage the wind farms without exercising control and owning a minority stake of 5% of the equity, therefore, the project will not be consolidated into our balance sheet and the project's debt will have no recourse to ours. These wind farms will supply renewable energy to facilities belonging to several local companies including us, under the self-supply scheme approved by the Mexican Energy Regulatory Commission.

On June 3, 2013, we announced that we expect to invest approximately U.S.\$100 million (approximately 700 million Egyptian Pounds) to improve our operations in Egypt and to continue supporting the country's housing, commercial and infrastructure development. A sizable percentage of the investment will be used by the company to increase our capacity to use coal and pet coke as energy sources in our Assiut cement plant. We also expect to install new waste co-processing and environmental equipment in the plant to continue reducing our emissions and to increase its alternative fuels usage.

On May 30, 2013, we announced plans to expand the production capacity at our Odessa, Texas cement plant by 345,000 tons to nearly 900,000 tons per year in order to supply the West Texas market led mainly by the oil and gas industry. Specialty cement products are used in well construction for the oil and gas industry as a result of the use of more efficient extraction technologies, such as horizontal drilling and hydraulic fracturing. Oil wells using this technology typically reach depths of thousands of feet. Specialty well cement is required for the complex application and extreme conditions to which these wells are exposed. Applications to obtain the required permits for this expansion have been lodged and equipment ordered. This project will be reviewed upon obtaining such permits.

In October 2012, Corporación Cementera Latinoamericana, S.L.U. (Sociedad Unipersonal), an indirect subsidiary of CEMEX España, completed the acquisition of the 49% non-controlling interest in CEMEX Guatemala, our main operating subsidiary in Guatemala, in a private transaction for approximately U.S.\$54 million (approximately Ps694 million), recognizing a reduction in the line item "Other equity reserves" of approximately U.S.\$32 million (approximately Ps411 million).

On September 17, 2012, we announced our plans to expand the cement production capacity of our APO plant in the Philippines by 1.5 million tons per year, which we completed during 2014. Through this investment, we increased production and strengthened our distribution network throughout the country.

On May 17, 2012, through a public tender offer commenced on March 12, 2012, and after compliance with applicable regulations in the Republic of Ireland, Readymix Investments, an indirect subsidiary of CEMEX España, acquired the 38.8% non-controlling interest in Readymix plc, our main operating subsidiary in the Republic of Ireland, for approximately €11 million (U.S.\$15 million or Ps187 million), for €0.25 per share in cash. The listing and trading of Readymix plc's shares on the Irish Stock Exchange was cancelled beginning on May 18, 2012.

Our total additions in property, machinery and equipment, as reflected in our 2014 audited consolidated financial statements (see note 14 to our 2014 audited consolidated financial statements included elsewhere in this

annual report), excluding acquisitions of equity interests in subsidiaries and associates and including capital leases, was approximately U.S.\$555 million in 2010, U.S.\$468 million in 2012, U.S.\$609 million in 2013, and U.S.\$606 million in 2014. This capital expenditure in property, machinery and equipment has been applied to the construction and upgrade of plants and equipment and the maintenance of plants and equipment, including environmental controls and technology updates. As of the date of this annual report, we have allocated approximately U.S.\$58 million of our U.S.\$645 million 2015 budget to continue with this effort.

### ***Divestitures***

During 2013 and 2014, we sold assets for approximately U.S.\$172 million and U.S.\$243 million comprised in part by real estate, non-core businesses and equipment.

In November 2012, CEMEX Latam, a then wholly-owned subsidiary of CEMEX España, completed the sale of newly issued common shares in the CEMEX Latam Offering, representing approximately 26.65% of CEMEX Latam's outstanding common shares. CEMEX Latam's common shares are listed on the Colombian Stock Exchange (Bolsa de Valores de Colombia S.A.). The net proceeds to CEMEX Latam from the offering were approximately U.S.\$960 million, after deducting underwriting discounts, commissions and offering expenses. CEMEX Latam used the net proceeds to repay a portion of the indebtedness owed to us, which we used for general corporate purposes, including the repayment of indebtedness. CEMEX Latam is the main holding company for CEMEX's operations in Brazil, Colombia, Costa Rica, Guatemala, Nicaragua, Panama and El Salvador. As of December 31, 2014, CEMEX España owned approximately 73.35% of CEMEX Latam's outstanding common shares, excluding shares held in treasury.

## **Recent Developments**

### ***Recent Developments Relating to Our Indebtedness***

#### *Redemption of the January 2018 U.S. Dollar Notes and Additional January 2018 U.S. Dollar Notes*

On January 12, 2015, CEMEX, S.A.B. de C.V. completed a partial redemption of U.S.\$216,861,000 aggregate principal amount of the January 2018 U.S. Dollar Notes and Additional January 2018 U.S. Dollar Notes, for a redemption price equal to U.S.\$226,619,745 plus accrued and unpaid interest through the redemption date, using a portion of the proceeds from the issuance of the January 2025 U.S. Dollar Notes and January 2022 Euro Notes issued by CEMEX S.A.B. de C.V. on September 11, 2014.

On March 30, 2015, CEMEX, S.A.B. de C.V. completed the redemption of the remaining amount of the January 2018 U.S. Dollar Notes and Additional January 2018 U.S. Dollar Notes, for a redemption price equal to U.S.\$343,984,000 plus accrued and unpaid interest through the redemption date, using a portion of the proceeds from the issuance of the May 2025 U.S. Dollar and March 2023 Euro Notes described below.

#### *Issuance of the May 2025 U.S. Dollar and March 2023 Euro Notes*

On March 5, 2015, CEMEX, S.A.B. de C.V. issued the May 2025 U.S. Dollar Notes and the March 2023 Euro Notes. Interest on the May 2025 U.S. Dollar Notes will accrue from March 5, 2015 at a rate of 6.125% per annum, payable in cash semi-annually in arrears on each May 5 and November 5, beginning on November 5, 2015 through their final maturity. Interest on the March 2023 Euro Notes will accrue from March 5, 2015 at a rate of 4.375% per annum, payable in cash semi-annually in arrears on each March 5 and September 5, beginning on September 5, 2015 through their final maturity.

CEMEX, S.A.B. de C.V. used a portion of the net proceeds from the issuance of the May 2025 U.S. Dollar and the March 2023 Euro Notes to redeem the outstanding January 2018 U.S. Dollar Notes and Additional January 2018 U.S. Dollar Notes as further described below. In addition, CEMEX, S.A.B. de C.V. intends to use a portion of the net proceeds from the issuance of the May 2025 U.S. Dollar and the March 2023 Euro Notes to redeem the outstanding May 2020 U.S. Dollar Notes and Additional May 2020 U.S. Dollar Notes on May 12,

2015 and, to that end, on March 13, 2015, delivered an irrevocable notice of redemption to the trustee. Furthermore, CEMEX, S.A.B. de C.V. intends to use a portion of the net proceeds from the issuance of the May 2025 U.S. Dollar and the March 2023 Euro Notes to redeem the outstanding September 2015 Floating Rate U.S. Dollar Notes on June 30, 2015 and, to that end, (i) created a cash reserve and (ii) expects to re-draw from available funds under revolving tranche of the Credit Agreement, which funds were temporarily used to reduce amounts drawn under such revolving tranche. We cannot assure you, however, that we will have available cash in hand and/or funds under the revolving tranche of the Credit Agreement to fund the redemption of the September 2015 Floating Rate U.S. Dollar Notes on the redemption date.

#### *Redemption of the May 2020 U.S. Dollar Notes and Additional May 2020 U.S. Dollar Notes*

The May 2020 U.S. Dollar Notes and Additional May 2020 U.S. Dollar Notes issued by CEMEX España, S.A., acting through its Luxembourg Branch, are redeemable beginning on May 12, 2015 at a redemption price of 104.625% of the principal amount thereof, plus accrued and unpaid interest through the redemption date. CEMEX, S.A.B. de C.V. intends to use a portion of the proceeds from the issuance the May 2025 U.S. Dollar and the March 2023 Euro Notes to fund the redemption in full of U.S.\$212,522,000 aggregate principal amount of the May 2020 U.S. Dollar Notes and Additional May 2020 U.S. Dollar Notes, and to that end, sent an irrevocable notice of redemption to the holders on March 13, 2015.

#### *Issuance of March 2020 Convertible Subordinated U.S. Dollar Notes*

On March 11, 2015, CEMEX S.A.B. de C.V. issued the March 2020 Convertible Subordinated U.S. Dollar Notes with an interest rate of 3.720% and an initial conversion rate of the 80.7735 of CEMEX's ADSs per U.S.\$1,000 principal amount of the Convertible Notes, in a transaction exemption from registration pursuant to Rule 144A and Regulation S under the Securities Act. The March 2020 Convertible Subordinated U.S. Dollar Notes were issued to finance, almost in its entirety, the payment at maturity of the March 2015 Optional Convertible Subordinated U.S. Dollar Notes that matured without conversion.

#### ***Recent Developments Relating to Our Operations***

##### *CEMEX and Holcim Close a Series of Transactions in Europe*

On October 31, 2014, CEMEX, S.A.B. de C.V. announced that it had entered into agreements with Holcim, a global producer of building materials based in Switzerland, to complete a series of related transactions in Europe, which closed on January 5, 2015, with retrospective effect as of January 1, 2015. See note 26 to our 2014 audited consolidated financial statements included elsewhere in this annual report. As a result, (i) CEMEX acquired all of Holcim's assets in the Czech Republic, including a cement plant, four aggregates quarries and 17 ready-mix plants for approximately €115 million (U.S.\$139 million or Ps2,049 million); (ii) CEMEX sold to Holcim assets in the western region of Germany, consisting of one cement plant, two cement grinding mills, one slag granulator, 22 aggregates quarries and 79 ready-mix plants for approximately €171 million (U.S.\$207 million or Ps3,047 million), while CEMEX maintained its operations in the north, east and south of Germany; and (iii) CEMEX acquired from Holcim one cement plant in the southern part of Spain, and one cement mill in the central part of Spain, among other related assets for approximately €89 million (U.S.\$108 million or Ps1,592 million). In connection with these transactions, in January 2015 CEMEX made a final payment in cash, after combined debt and working capital adjustments, of approximately €33 million (U.S.\$40 million or Ps594 million).

#### ***Recent Developments Relating to Our Shareholders and Corporate Governance***

##### *Certain changes regarding CEMEX, S.A.B. de C.V.'s major shareholders*

On January 22, 2015, BlackRock, Inc. ("BlackRock") filed an amendment to Schedule 13-G informing that as of December 31, 2014, BlackRock beneficially owned 8.9% of CEMEX, S.A.B. de C.V.'s outstanding capital stock. As of December 31, 2014, BlackRock beneficially owned approximately 8.75% of CEMEX, S.A.B. de C.V.'s outstanding capital stock.

*CEMEX, S.A.B. de C.V. Ordinary and Extraordinary General Shareholders' Meetings held on March 26, 2015*

On March 26, 2015, CEMEX, S.A.B. de C.V. held its Annual Ordinary Shareholders Meeting followed by its Extraordinary Shareholders Meeting. Among the items included in the agenda at the Annual Ordinary Shareholders Meeting was the approval of the 2014 reports, including CEMEX's 2014 audited consolidated financial statements included elsewhere in this annual report. See "Item 10—Additional Information—Articles of Association and By-laws."

**Item 6—Directors, Senior Management and Employees**

**Senior Management and Directors**

*Senior Management*

Following the passing away on May 12, 2014 of Mr. Lorenzo H. Zambrano, the then Chairman of the Board of Directors and Chief Executive Officer of CEMEX, S.A.B. de C.V., an extraordinary meeting of CEMEX, S.A.B. de C.V.'s Board of Directors was held on May 15, 2014, at which meeting Mr. Fernando A. González Olivieri was appointed as CEMEX, S.A.B. de C.V.'s new Chief Executive Officer. Also, on May 21, 2014, José Antonio González Flores, Maher Al-Haffar and Mauricio Dohener Cobián were appointed senior managers of CEMEX. Effective as of July 15, 2014, Francisco Javier Garza Zambrano, Chairman of CEMEX's Latin America Advisory Board and Advisor to CEMEX's Chief Executive Officer on Institutional Relations, decided to retire after 25 years of a successful career with CEMEX.

Set forth below is the name and position of each member of our senior management team as of the date of this annual report. The terms of office of the senior managers are indefinite.

<b>Name, Position (Age)</b>	<b>Experience</b>
Fernando A. González Olivieri, . . . . . Chief Executive Officer (60)	Joined CEMEX in 1989, and has served as corporate vice-president of strategic planning from 1994 to 1998, president of CEMEX Venezuela from 1998 to 2000, president of CEMEX Asia from 2000 to May 2003, and president of the South American and the Caribbean region from May 2003 to February 2005. In March 2005, he was appointed president of the expanded CEMEX European Region, in February 2007, president of CEMEX's former Europe, Middle East, Africa, Asia and Australia Region, and, in May 2009, executive vice president of planning and development. In February 2010, Mr. González was appointed executive vice president of planning and finance and in 2011 he was additionally appointed chief financial officer. On May 15, 2014, Mr. González was appointed as CEMEX's chief executive officer. He has been a member of CEMEX, S.A.B de C.V.'s board of directors since March 26, 2015, and he is also a member of the board of directors of Cementos Chihuahua. Mr. González earned his B.A. and M.B.A. degrees from the Instituto Tecnológico y de Estudios Superiores de Monterrey ("ITESM").
Juan Romero Torres, . . . . . President CEMEX México (58)	Joined CEMEX in 1989 and has occupied several senior management positions, including president of CEMEX Colombia, president of our operations in Mexico, president of the South America and the Caribbean region and president of our former Europe, Middle East, Africa and Asia region. He is currently president of our operations in Mexico and is also in

Name, Position (Age)

Experience

	charge of our global technology area. Mr. Romero graduated from Universidad de Comillas in Spain, where he studied law and economic and enterprise sciences. Mr. Romero was appointed vice-president and representative of the board of directors of the National Chamber of Cement ( <i>Cámara Nacional del Cemento</i> ) in June 2011 and member of the board of directors of Cementos Chihuahua in April 2011.
Jaime Gerardo Elizondo Chapa, . . . . . President CEMEX South America, Central America and the Caribbean (51)	Joined CEMEX in 1985 and since then he has headed several operations, including Panama, Colombia, Venezuela, and, more recently, Mexico. He is the current president of CEMEX South America (including Central America) and the Caribbean, and is also in charge of the company's global technical area. Mr. Elizondo has served as a member of the board of directors of Cementos Chihuahua, as president and vice-president of the National Chamber of Cement ( <i>Cámara Nacional del Cemento</i> ) and as vice-president of the Transformation Industry Chamber of Nuevo León ( <i>Cámara de la Industria de la Transformación de Nuevo León</i> ). Mr. Elizondo is currently the chairman of CEMEX Latam's board of directors. He graduated with a B.S. in chemical and system engineering and an M.B.A. from ITESM.
Ignacio Madridejos Fernández, . . . . . President CEMEX Northern Europe (49)	Joined CEMEX in 1996 and, after holding management positions in the strategic planning area, he headed CEMEX's operations in Egypt, Spain, and Western Europe. He is currently president of CEMEX Northern Europe, and is also responsible for our global energy and sustainability area. Mr. Madridejos Fernández is also a member of the board of directors of CEMEX Latam. He has served as a member of the board of directors of COMAC ( <i>Comercial de Materiales de Construcción S.L.</i> ), member of the board and president of OFICEMEN ( <i>Agrupación de Fabricantes de Cemento de España</i> ), member of the board of IECA ( <i>Instituto Español del Cemento y sus Aplicaciones</i> ), president of CEMA ( <i>Fundación Laboral del Cemento y el Medioambiente</i> ), patron of the Junior Achievement Foundation, vice-president and chairman of CEMBUREAU (European Cement Association). He graduated with a degree in civil engineering from the Universidad Politécnica de Madrid and holds an M.B.A. from Stanford University.
Jaime Muguero Domínguez, . . . . . President CEMEX Mediterranean (46)	Joined CEMEX in 1996, and held several executive positions in the areas of strategic planning, business development, ready-mix concrete, aggregates, and human resources. More recently, he headed CEMEX's operations in Egypt. He is currently president of CEMEX Mediterranean, which includes CEMEX's operations in Spain, Egypt, Croatia and the Middle East, and a member of CEMEX Latam's board of directors. He graduated

Name, Position (Age)

Experience

with a management degree from San Pablo CEU University, and holds a law degree from the Universidad Complutense de Madrid and an M.B.A. from the Massachusetts Institute of Technology.

Karl H. Watson Jr, . . . . .  
President CEMEX USA (50)

Joined CEMEX in 2007, after a successful career of more than 19 years in the building materials industry. Since then, he has held several senior positions in our operations in Florida and the Eastern region of the United States. Before joining CEMEX, he headed the ready-mix concrete and concrete products divisions of Rinker in the United States and Australia. He is currently president of CEMEX USA. Mr. Watson served as chairman of the Florida Concrete and Products Association from 2008 to 2009 and was appointed chairman of the NRMCA from 2010 to 2011 and member of the executive committee of the Portland Cement Association from 2011 to 2013. He holds a B.S. from the Palm Beach Atlantic University and an M.B.A. from the University of Nova Southeastern, both in Florida.

Joaquín Miguel Estrada Suarez, . . . . .  
President CEMEX Asia (51)

Joined CEMEX in 1992 and has held several executive positions, including head of operations in Egypt and Spain, as well as head of trading for Europe, the Middle East and Asia. He is currently president of CEMEX Asia and is also responsible for our global trading activities. From 2008 to 2011, he served as a member of the board of directors of COMAC (*Comercial de Materiales de Construcción S.L.*), president and member of the board of OFICEMEN (*Agrupación de Fabricantes de Cemento de España*), and member of the board of IECA (*Instituto Español del Cemento y sus Aplicaciones*), he was also the president of CEMA (*Fundación Laboral del Cemento y el Medioambiente*) from 2010 to 2011. He graduated with a degree in economics from the Universidad de Zaragoza and holds an M.B.A. from the Instituto de Empresa.

José Antonio González Flores, . . . . .  
Executive Vice President of Finance and  
Chief Financial Officer (44)

Joined CEMEX in 1998 and since then he has held management positions both in corporate and operating areas in Finance, Strategic Planning, and Corporate Communications and Public Affairs. He is currently responsible for CEMEX's Finance, Controllership, Tax and Process Assessment areas. Mr. González is an alternate director of Cementos Chihuahua. Mr. González has a B.S. in Industrial Engineering from ITESM and an M.B.A. from Stanford University.

Juan Pablo San Agustín Rubio, . . . . .  
Executive Vice President of Strategic  
Planning and New Business  
Development (46)

Joined CEMEX in 1994 and has held executive positions in the strategic planning, continuous improvement, e-business, and marketing areas. He is currently executive vice president of strategic planning and new business development and vice chairman of the board of directors of CEMEX Latam. He graduated with a B.S. from the Universidad Metropolitana and holds an International M.B.A. from the Instituto de Empresa.

Name, Position (Age)	Experience
Luis Hernández Echávez, . . . . . Executive Vice President of Organization and Human Resources (51)	Joined CEMEX in 1996, and has held senior management positions in the strategic planning and human resources areas. He is currently executive vice president of organization and human resources. He graduated with a degree in civil engineering from ITESM, and holds a master’s degree in civil engineering and an M.B.A. from the University of Texas at Austin. Mr. Hernández is also an alternate director of Cementos Chihuahua.
Maher Al-Haffar, . . . . . Executive Vice President of Investor Relations, Corporate Communications and Public Affairs (57)	Joined CEMEX in 2000. Prior to his current position he was vice president of investor relations, corporate communications and public affairs. He also served as a Managing Director in Finance and Head of Investor Relations for CEMEX. Before joining CEMEX, he spent nineteen years with Citicorp Securities Inc. and Santander Investment Securities as an investment banker and capital markets professional. Mr. Al-Haffar holds a B.S. in Economics from the University of Texas and a Master’s Degree in International Relations and Finance from Georgetown University.
Mauricio Doehner Cobián, . . . . . Executive Vice President of Corporate Affairs and Enterprise Risk Management (40) (under unpaid leave of absence)	Joined CEMEX in 1996, and has held several executive positions in areas such as Strategic Planning and Enterprise Risk Management for Europe, Asia, the Middle East, South America and Mexico. He is currently in charge of Corporate Affairs and Enterprise Risk Management. Prior to joining CEMEX, he worked in the public sector within the Mexican Presidency. Mr. Doehner earned his B.A. in Economics from ITESM and holds an M.B.A. from IESE/IPADE. He also holds a Professional Certification in Competitive Intelligence from the FULD Academy of Competitive Intelligence in Boston, Massachusetts.  On March 9, 2015, Mr. Doehner was granted with a three (3) month unpaid leave of absence to lead a citizen-effort project, which is independent from CEMEX, related to the elections for Governor of the State of Nuevo León, México that are scheduled to take place during June of 2015. Thereafter, it is expected that Mr. Doehner will rejoin CEMEX. During Mr. Doehner’s absence, Enrique Raúl Alanís Dávila, current CEMEX Global Enterprise Risk Management Director, will temporarily oversee the Corporate Affairs and Enterprise Risk Management responsibilities and report directly to Fernando A. González Olivieri, CEMEX’s Chief Executive Officer.
Víctor Manuel Romo Muñoz, . . . . . Executive Advisor to the Chairman and CEO (57)	Joined CEMEX in 1985 and has served as director of administration of CEMEX España from 1992 to 1994, general director of administration and finance of CEMEX España from 1994 to 1996, president of CEMEX Venezuela from 1996 to 1998, president of our former South American and the Caribbean region from 1998 to May 2003, and executive vice president of administration from May 2003 to April 2011. In



<u>Name, Position (Age)</u>	<u>Experience</u>
	<p>April 2011, he was appointed executive advisor to the chairman and chief executive officer of CEMEX. He is a member of the board of directors of Cementos Chihuahua. Mr. Romo is a certified public accountant and received a master's degree in administration and finance from ITESM. Previously, he worked for Alfa from 1979 to 1985.</p>
<p>Rafael Garza Lozano, . . . . . Chief Accounting Officer (51)</p>	<p>Joined CEMEX in 1985 and has served as chief accounting officer since 1999. Mr. Garza is a certified public accountant and received a master's degree in administration and finance from ITESM. He also attended executive programs at ITAM, IPADE and Harvard University. He is currently a member of the board of directors of <i>Consejo Mexicano para la Investigación y Desarrollo de Normas de Información Financiera</i>, or CINIF, and an alternate director of Cementos Chihuahua.</p>
<p>Ramiro G. Villarreal Morales, . . . . . Executive Vice President of Legal and Secretary of the Board of Directors (67)</p>	<p>Joined CEMEX in 1987 and has served as general counsel since then, and also has served as secretary of CEMEX, S.A.B. de C.V.'s board of directors since 1995. He is a graduate of the Universidad Autónoma de Nuevo León with a degree in law. He also received a master of science degree in finance from the University of Wisconsin. Prior to joining CEMEX, he served as deputy general director of Grupo Financiero Banpais from 1985 to 1987.</p>
	<p>Mr. Villarreal is a member of the board of directors of Vinte Viviendas Integrales, S.A.P.I. de C.V., a real estate development company, consulting member of the board of directors of Grupo Acosta Verde, and an alternate member of the boards of directors of Cementos Chihuahua and Axtel. Mr. Villarreal was the secretary of the board of directors of Enseñanza e Investigación Superior, A.C., which manages ITESM, until February 2012.</p>

***Board of Directors***

Following the passing away on May 12, 2014 of Mr. Lorenzo H. Zambrano, the then Chairman of the Board of Directors and Chief Executive Officer of CEMEX, S.A.B. de C.V., an extraordinary meeting of CEMEX, S.A.B. de C.V.'s Board of Directors was held on May 15, 2014, at which meeting Mr. Rogelio Zambrano Lozano was appointed as the new Chairman of CEMEX, S.A.B. de C.V.'s Board of Directors and Mr. Ian Christian Armstrong Zambrano was appointed as a provisional member of CEMEX, S.A.B. de C.V.'s Board of Directors (his appointment as a member of CEMEX, S.A.B. de C.V.'s Board of Directors was ratified at CEMEX, S.A.B. de C.V.'s annual general ordinary shareholders' meeting held on March 26, 2015).

Set forth below are the names of the current members of CEMEX, S.A.B. de C.V.'s board of directors, elected at CEMEX, S.A.B. de C.V.'s 2014 annual general ordinary shareholders' meeting held on March 26, 2015, which includes the election of Fernando A. González Olivieri, Armando Garza Sada and David Martínez Guzmán as members of the board of directors of CEMEX, S.A.B. de C.V. at such shareholders' meeting. At this shareholders' meeting no alternate directors were elected. Members of CEMEX, S.A.B. de C.V.'s board of directors serve for one-year terms.

<u>Name (Age)</u>	<u>Experience</u>
Rogelio Zambrano Lozano, . . . . . Chairman (58)	Has been a member of CEMEX, S.A.B. de C.V.'s board of directors since 1987 and chairman of CEMEX, S.A.B. de C.V.'s board of directors since May 15, 2014. He was president of CEMEX, S.A.B. de C.V.'s finance committee from 2009 until March 2015. He is also a member of the advisory board of Banamex, Zona Norte, and member of the boards of directors of Carza, S.A. de C.V. and ITESM, among others. He holds an industrial and systems engineering degree from ITESM and an M.B.A. from the Wharton Business School of Pennsylvania University. He is a grandson of the late Mr. Lorenzo Zambrano Gutierrez, one of CEMEX, S.A.B. de C.V.'s founders, and a son of Mr. Marcelo Zambrano Hellión, who was a member of CEMEX, S.A.B. de C.V.'s board of directors from 1957 until his passing away and was chairman of CEMEX, S.A.B. de C.V.'s board of directors from 1979 to 1995. He is also a second cousin of Roberto Luis Zambrano Villarreal, a second uncle of Tomás Milmo Santos, and a second uncle of Ian Christian Armstrong Zambrano, all members of CEMEX, S.A.B. de C.V.'s board of directors.
Fernando A. González Olivieri (60) . . . . .	See "Senior Management"
Tomás Milmo Santos (50) . . . . .	Has been a member of CEMEX, S.A.B. de C.V.'s board of directors since 2006 and member of CEMEX, S.A.B. de C.V.'s finance committee from 2009 until March 2015. Mr. Milmo Santos served as an alternate member of CEMEX, S.A.B. de C.V.'s board of directors from 2001 to 2006. He is chief executive officer and chairman of the board of directors of Axtel, a telecommunications company that operates in the local, long distance and data transfer market and subscription-based television services. He is also a member of the board of directors of CEMEX México, Promotora Ambiental, S.A., ITESM and chairman of the board of directors of Tec Salud and Alianza Educativa por Nuevo León. He graduated with a degree in economics from Stanford University. Mr. Milmo Santos is a second nephew of Rogelio Zambrano Lozano, chairman of CEMEX, S.A.B. de C.V.'s board of directors.
Ian Christian Armstrong Zambrano (35) . . . . .	Has been a member of CEMEX, S.A.B. de C.V.'s Board of Directors since March 26, 2015. He had previously been a provisional member of CEMEX, S.A.B. de C.V.'s Board of Directors since May 15, 2014. He is currently vice president of promotion and analysis at Evercore Casa de Bolsa, and a member of the Boards of Directors of each of Tec Salud, Fondo

Name (Age)

Experience

	<p>Zambrano Helli3n and Patronato DIF Nuevo Le3n. Mr. Armstrong Zambrano is a graduate in business administration from ITESM and holds an M.B.A. from the IE Business School. He is a second nephew of Rogelio Zambrano Lozano, chairman of CEMEX, S.A.B. de C.V.'s board of directors.</p>
Armando J. Garc3a Segovia (63) . . . . .	<p>Has been a member of CEMEX, S.A.B. de C.V.'s board of directors since 1983. He initially joined CEMEX in 1975 and rejoined CEMEX in 1985. He served as director of operational and strategic planning from 1985 to 1988, director of operations from 1988 to 1991, director of corporate services and affiliate companies from 1991 to 1994, director of development from 1994 to 1996, general director of development from 1996 to 2000, executive vice president of development from 2000 to May 2009, and executive vice president for technology, energy and sustainability from May 2009 to March 2010. He is a graduate of ITESM with a degree in mechanical engineering and administration and received an M.B.A. from the University of Texas. He was employed at Cydsa, S.A. from 1979 to 1981 and at Conek, S.A. de C.V. from 1981 to 1985.</p> <p>He also serves as a member of the board of directors of Cementos Chihuahua. He was also vice president of COPARMEX, member of the board and former chairman of the Private Sector Center for Sustainable Development Studies (<i>Centro de Estudios del Sector Privado para el Desarrollo Sustentable</i>), former chairman of Centro Patronal de Nuevo Le3n (now COPARMEX NL), he was chairman and member of the board of Gas Industrial de Monterrey, S.A. de C.V. also served as chairman of an advisory board of the School of Engineering and Information Technology of ITESM and member of the board of the World Environmental Center. Currently, he is a member of the board of directors of Hoteles City Express, S.A.P.I. de C.V. and of Innovaci3n y Conveniencia, S.A. de C.V. formerly known as Grupo Chapa, S.A. de C.V. He is also a member of the board of Universidad de Monterrey, A.C., Unidos para la Conservaci3n, Pronatura Noreste, A.C., and Consejo Consultivo de Flora y Fauna del Estado de N.L. He is also founder and chairman of the board of Comenzar de Nuevo, A.C. He is a first cousin of Rodolfo Garc3a Muriel, a member of CEMEX, S.A.B. de C.V.'s board of directors.</p>
Rodolfo Garc3a Muriel (69) . . . . .	<p>Has been a member of CEMEX, S.A.B. de C.V.'s board of directors since 1985 and was a member of CEMEX, S.A.B. de C.V.'s finance committee from 2009 until March 2015. On March 26, 2015, he was appointed as a member of CEMEX, S.A.B. de C.V.'s corporate practices and finance committee. He is the chief executive officer of Compa3a Industrial de Parras, S.A. de C.V. He is a member of the board of directors of CEMEX M3xico, Inmobiliaria Romacarel, S.A.P.I. de C.V.,</p>

Name (Age)

Experience

	<p>Comfort Jet, S.A. de C.V., and member of the regional board of Banamex. Mr. García Muriel is also vice president of the National Chamber of the Textile Industry (<i>Cámara Nacional de la Industria Textil</i>). Mr. García Muriel holds a degree in electric mechanical engineering from the Universidad Iberoamericana. He is a first cousin of Armando J. García Segovia, a member of CEMEX, S.A.B. de C.V.'s board of directors.</p>
Roberto Luis Zambrano Villarreal (69) . . . . .	<p>Has been a member of CEMEX, S.A.B. de C.V.'s board of directors since 1987. He was president of CEMEX, S.A.B. de C.V.'s audit committee from 2002 to 2006, president of CEMEX, S.A.B. de C.V.'s corporate practices and audit committee from 2006 to 2009, and president of CEMEX, S.A.B. de C.V.'s new audit committee from 2009 until March 2015. On March 26, 2015, he was appointed as a member of CEMEX, S.A.B. de C.V.'s audit committee. He is also a member of the board of directors of CEMEX México. He is chairman of the board of directors of Desarrollo Integrado, S.A. de C.V., Administración Ficap, S.A. de C.V., Aero Zano, S.A. de C.V., Ciudad Villamonte, S.A. de C.V., Focos, S.A. de C.V., C &amp; I Capital, S.A. de C.V., Industrias Diza, S.A. de C.V., Inmobiliaria Sanni, S.A. de C.V., Inmuebles Trevisa, S.A. de C.V., Servicios Técnicos Hidráulicos, S.A. de C.V., Mantenimiento Integrado, S.A. de C.V., and Pilatus PC-12 Center de México, S.A. de C.V. He is a member of the board of directors of S.L.I. de México, S.A. de C.V., and Compañía de Vidrio Industrial, S.A. de C.V. Mr. Zambrano Villarreal is a graduate in mechanical engineering and administration from the ITESM. He is a second cousin of Rogelio Zambrano Lozano, chairman of CEMEX, S.A.B. de C.V.'s board of directors.</p>
Dionisio Garza Medina (61) . . . . .	<p>Has been a member of CEMEX, S.A.B. de C.V.'s board of directors since 1995 and president of CEMEX, S.A.B. de C.V.'s corporate practices committee from 2009 until March 2015. On March 26, 2015, he was appointed as a member and president of CEMEX, S.A.B. de C.V.'s corporate practices and finance committee. He is chairman of the board of Tenedora TOPAZ, S.A.P.I. de C.V. He was a member of the board of Alfa until February 2013 and chairman and chief executive officer until March 2010. Mr. Garza Medina is a member of the advisory committee of the David Rockefeller Center for Latin American Studies at Harvard and chairman of the advisory council of Stanford University's School of Engineering. Additionally, Mr. Garza Medina was the chairman of the board of the Universidad de Monterrey, A.C. until April 2012. Mr. Garza Medina holds an industrial engineering degree and a master degree in industrial engineering from Stanford University and an M.B.A. from Harvard University.</p>
José Manuel Rincón Gallardo Purón (72) . . . . .	<p>Has been a member of CEMEX, S.A.B. de C.V.'s board of directors since 2003. On March 26, 2015, he was appointed as</p>

Name (Age)

Experience

president of CEMEX, S.A.B. de C.V.'s audit committee, where he qualifies as a "financial expert" for purposes of the Sarbanes-Oxley Act of 2002. He is member of the board of directors of CEMEX México, president of the board of directors and a member of the audit committee of Sonoco de México S.A. de C.V., member of the board of directors and audit committees of Banamex, Grupo Herdez, S.A. de C.V., General de Seguros, S.A.B., Kansas City Southern and Grupo Aeroportuario del Pacífico, S.A. de C.V., and member of the board of directors of Laboratorios Sanfer-Hormona. Mr. Rincón Gallardo is a member of the Instituto Mexicano de Contadores Públicos, A.C., he was a managing partner of KPMG México, and was member of the board of directors of KPMG United States and KPMG International. He is also a member of the corporate practices committee of Consejo Coordinador Empresarial. He is a certified public accountant from the Universidad Nacional Autónoma de México.

Rafael Rangel Sostmann (73) . . . . .

Has been a member of CEMEX, S.A.B. de C.V.'s board of directors since 2009 and member of CEMEX, S.A.B. de C.V.'s audit committee since 2010. He was a member of CEMEX, S.A.B. de C.V.'s corporate practices committee from 2009 until March 2015. Mr. Rangel Sostmann was president of ITESM from 1985 to 2011. He is also a member of the board of directors of the Coca-Cola Foundation in Mexico and New York University's research area. He also served as president and chief executive officer of the Monterrey Tech Foundation from October 2011 to March 2012. Since 2013, Mr. Rangel Sostmann has been the special advisor to the president of the Arizona State University. He graduated with a degree in electric mechanical engineering from ITESM and also holds a master's degree in mechanical engineering and a doctor's degree from University of Wisconsin. Mr. Rangel Sostmann is also an independent board member of the Mexican Petroleum Fund for Stability and Development and a member of Georgetown University's advisory board for Latin America.

Francisco Javier Fernández Carbajal (60) . . .

Has been a member of CEMEX, S.A.B. de C.V.'s board of directors and member of CEMEX, S.A.B. de C.V.'s finance committee from February 2012 until March 2015 and a member of CEMEX, S.A.B. de C.V.'s corporate practices committee from March 2013 until March 2015. On March 26, 2015, he was appointed as a member of CEMEX, S.A.B. de C.V.'s audit committee and the corporate practices and finance committee. Mr. Fernández is currently the chief executive officer of Servicios Administrativos Contry, S.A. de C.V. and a proprietary investing advisor and consultant in investment banking transactions since January 2002. He has served as chief executive officer of Corporate Development at Grupo Financiero BBVA Bancomer, S.A. de C.V., after holding several positions in BBVA Bancomer since 1991. Furthermore,

Name (Age)	Experience
	Mr. Fernández is a member of the board of directors of ALFA, FEMSA, and VISA, Inc. He graduated with a degree in electric mechanical engineering from ITESM and also holds an M.B.A. from Harvard Business School.
Armando Garza Sada (57) . . . . .	Has been a member of CEMEX, S.A.B. de C.V.'s board of directors and corporate practices and finance committee since March 26, 2015. Mr. Garza Sada is currently the chairman of the board of directors of ALFA and a member of the boards of FEMSA, Frisa, Grupo Financiero Banorte, ITESM, Lamosa, Liverpool, Proeza, and Stanford Graduate School of Business Advisory Board and Stanford University's Board of Trustees. Mr. Garza Sada holds a bachelor's degree from the Massachusetts Institute of Technology and an M.B.A. from Stanford University.
David Martínez Guzmán (57) . . . . .	Has been a member of CEMEX, S.A.B. de C.V.'s board of directors since March 26, 2015. Mr. Martínez Guzmán is a managing director of Fintech Advisory and chief executive officer of Fintech Advisory Limited. He is currently a member of the board of directors of ALFA and Vitro. Mr. Martínez Guzmán earned a degree in electrical engineering from ITESM and also holds an M.B.A. from Harvard Business School.

**Board Practices**

In compliance with the Mexican securities market law, which was enacted on December 28, 2005 and became effective on June 28, 2006, CEMEX, S.A.B. de C.V.'s shareholders approved, at a general extraordinary meeting held on April 27, 2006, a proposal to amend various articles of CEMEX, S.A.B. de C.V.'s by-laws (*estatutos sociales*), in order to improve our standards of corporate governance and transparency, among other matters. The amendments included outlining the fiduciary duties of the members of CEMEX, S.A.B. de C.V.'s board of directors, who are now required:

- to perform their duties in a value-creating manner for the benefit of CEMEX without favoring a specific shareholder or group of shareholders;
- to act diligently and in good faith by adopting informed decisions; and
- to comply with their duty of care and loyalty, abstaining from engaging in illicit acts or activities.

The Mexican securities market law also eliminated the position of statutory examiner, whose duties of surveillance are now the responsibility of the board of directors, fulfilled through the corporate practices and finance committee the audit committees, as well as through the external auditor who audits the entity's financial statements, each within its professional role. With its surveillance duties, CEMEX, S.A.B. de C.V.'s board of directors is no longer in charge of managing CEMEX; instead, this is the responsibility of CEMEX, S.A.B. de C.V.'s chief executive officer.

Pursuant to the Mexican securities market law and CEMEX, S.A.B. de C.V.'s by-laws, at least 25% of its directors must qualify as independent directors.

CEMEX, S.A.B. de C.V. has not entered into any service contracts with its directors that provide for benefits upon termination of employment.

### ***The Audit Committee and the Corporate Practices and Finance Committee***

The Mexican securities market law required CEMEX, S.A.B. de C.V. to create a corporate practices committee comprised entirely of independent directors, in addition to its then existing audit committee. In compliance with such requirement, in 2006 CEMEX, S.A.B. de C.V. increased the responsibilities of its audit committee and changed its name to “corporate practices and audit committee.” To further enhance the effectiveness of its corporate governance, at CEMEX, S.A.B. de C.V.’s annual shareholders meeting of April 23, 2009, CEMEX, S.A.B. de C.V.’s shareholders approved the division of this committee into two committees with different members and responsibilities, the audit committee and the corporate practices committee. In addition, at an annual general ordinary shareholders’ meeting held on April 29, 2010, CEMEX, S.A.B. de C.V.’s shareholders approved the creation of the finance committee. In addition, at the annual general ordinary shareholders’ meeting held on March 26, 2015, CEMEX, S.A.B. de C.V.’s shareholders approved that the then existing corporate practices committee took over certain responsibilities of the then existing finance committee and changed its name to “corporate practices and finance committee.”

CEMEX, S.A.B. de C.V.’s audit committee is responsible for:

- evaluating our internal controls and procedures, and identifying deficiencies;
- following up with corrective and preventive measures in response to any non-compliance with our operation and accounting guidelines and policies;
- evaluating the performance of our external auditors;
- describing and valuing non-audit services performed by our external auditor;
- reviewing CEMEX, S.A.B. de C.V.’s financial statements;
- assessing the effects of any modifications to the accounting policies approved during any fiscal year;
- overseeing measures adopted as a result of any observations made by CEMEX, S.A.B. de C.V.’s shareholders, directors, executive officers, employees or any third parties with respect to accounting, internal controls and internal and external audit, as well as any complaints regarding management irregularities, including anonymous and confidential methods for addressing concerns raised by employees; and
- analyzing the risks identified by CEMEX, S.A.B. de C.V.’s independent auditors, accounting, internal control and process assessment areas.

CEMEX, S.A.B. de C.V.’s corporate practices committee and finance committee is responsible for:

- evaluating the hiring, firing and compensation of CEMEX, S.A.B. de C.V.’s chief executive officer;
- reviewing the hiring and compensation policies for CEMEX, S.A.B. de C.V.’s executive officers;
- reviewing related party transactions;
- reviewing policies regarding use of corporate assets;
- reviewing unusual or material transactions;
- evaluating waivers granted to our directors or executive officers regarding seizure of corporate opportunities; and
- identifying, evaluating and following up on the operating risks affecting the company and its subsidiaries.
- evaluating the company’s financial plans;
- reviewing the company’s financial strategy and its implementation; and
- evaluating mergers, acquisitions, review of market information and financial plans, including financing and related transactions.

Under CEMEX, S.A.B. de C.V.'s by laws and the Mexican securities market law, all members of the corporate practices and finance committee and the audit committee, including their presidents, are required to be independent directors. The president of the audit committee and the corporate practices and finance committee shall be appointed and removed from his or her position only by the general shareholders meeting, and the rest of the members may only be removed by a resolution of the general shareholders meeting or of the board of directors.

Set forth below are the names of the members of CEMEX, S.A.B. de C.V.'s current audit committee and corporate practices and finance committee. The terms of the members of the committees are indefinite. José Manuel Rincón Gallardo qualifies as an "audit committee financial expert" for purposes of the Sarbanes Oxley Act of 2002. See "Item 16A—Audit Committee Financial Expert."

**AUDIT COMMITTEE:**

José Manuel Rincón Gallardo Purón	President
Roberto Luis Zambrano Villarreal	
Rafael Rangel Sostmann	
Francisco Javier Fernández Carbajal	

**CORPORATE PRACTICES AND FINANCE COMMITTEE:**

Dionisio Garza Medina	President
Francisco Javier Fernández Carbajal	
Rodolfo García Muriel	
Armando Garza Sada	

**Compensation of CEMEX, S.A.B. de C.V.'s Directors and Members of Our Senior Management**

For the year ended December 31, 2014, the aggregate amount of compensation we paid, or our subsidiaries paid, to all members of our board of directors, alternate members of our board of directors and senior managers, as a group, was approximately U.S.\$68 million. Approximately U.S.\$35 million of this amount was paid as base compensation, including approximately U.S.\$7 million of a bonus pool to key executives based on our operating performance and U.S.\$2 million to provide pension, retirement or similar benefits. In addition, approximately U.S.\$33 million of the aggregate amount corresponds to stock-based compensation, including approximately U.S.\$22 million related to the bonus pool to key executives based on our operating performance and approximately U.S.\$4 million of compensation earned under the program that is linked to the fulfillment of certain performance conditions and that is payable through March 2015 to the then still active members of CEMEX, S.A.B. de C.V.'s board of directors and top management executives. During 2014, we issued approximately 61 million of CPOs to this group pursuant to the Restricted Stock Incentive Plan, or RSIP, described below under "—Restricted Stock Incentive Plan (RSIP)."

***CEMEX, Inc. ESOP***

As a result of the acquisition of CEMEX, Inc. (formerly Southdown, Inc.) in November 2000, we established a stock option program for CEMEX, Inc.'s executives to purchase CEMEX, S.A.B. de C.V.'s ADSs. The options granted under the program have a fixed exercise price in U.S. Dollars equivalent to the average market price of one ADS during a six-month period before the grant date and have a 10-year term. Twenty-five percent of the options vested annually during the first four years after their grant date. The options are covered using shares currently owned by our subsidiaries, thus potentially increasing stockholders' equity and the number of shares outstanding. As of December 31, 2014, options to acquire 141,025 ADSs remained outstanding under this program. These options have a weighted average exercise price of approximately U.S.\$1.91 per CPO, or U.S.\$19.11 per ADS. As of December 31, 2014, the outstanding options under this program had a remaining tenure of approximately 0.5 years.



### ***The November 2001 Voluntary Exchange Program***

In November 2001, we implemented a voluntary exchange program to offer participants in our then existing stock option program new options in exchange for their existing options. The new options have an escalating strike price in U.S. Dollars increasing at a 7% annual rate. As of December 31, 2014, this program was totally vested.

### ***The 2004 Voluntary Early Exercise Program***

In December 2004, we offered participants in our then existing stock options programs new options, conditioned on the participants exercising and receiving the intrinsic value of their existing options. As a result of this program, we granted a total of 139,151,236 new options. The new options had an initial strike price of U.S.\$7.4661 per CPO, which was U.S.\$0.50 above the closing CPO market price on the date on which the old options were exercised, and which increased at a rate of 5.5% per annum. All gains from the exercise of these new options would be paid in restricted CPOs. The restrictions would be removed gradually within a period of between two and four years, depending on the exercise date.

Of the 139,151,236 new options, 120,827,370 would be automatically exercised if the closing CPO market price reached U.S.\$8.50, while the remaining 18,323,866 options did not have an automatic exercise threshold. Holders of these options were entitled to receive an annual payment of U.S.\$0.10 net of taxes per option outstanding as of the payment date until exercise or maturity of the options or until the closing CPO market price reached U.S.\$8.50, which payment was scheduled to grow annually at a 10% rate.

On June 17, 2005, the closing CPO market price reached U.S.\$8.50, and, as a result, all outstanding options subject to automatic exercise were automatically exercised and the annual payment to which holders of the remaining options were entitled was terminated. As of December 31, 2014, options to acquire 15,022,272 CPOs under this program were non-vested.

For accounting purposes under IFRS, as of December 31, 2014, we accounted for the options granted under the February 2004 voluntary exchange program by means of the fair value method through earnings. See notes 2S and 21 to our 2014 audited consolidated financial statements included elsewhere in this annual report.

### ***Consolidated Employee Stock Option Information***

Stock options activity during 2013 and 2014, the balance of options outstanding as of December 31, 2013 and 2014 and other general information regarding our stock option programs, is presented in note 21 to our 2014 audited consolidated financial statements included elsewhere in this annual report.

As of December 31, 2014, the following employee stock options to purchase our securities were outstanding:

<u>Title of security underlying options</u>	<u>Number of CPOs or CPO equivalents underlying options</u>	<u>Expiration Date</u>	<u>Range of exercise prices per CPO or CPO equivalent</u>
CEMEX, Inc. ESOP . . . . .	1,410,250	2015	U.S.\$ 1.6-1.9

### ***Restricted Stock Incentive Plan (RSIP)***

Since January 2005, we have been changing our long-term variable compensation programs from stock option grants to restricted stock awards under a RSIP. Under the terms of the RSIP, eligible employees are allocated a specific number of restricted CPOs as variable compensation to be vested over a four-year period. Before 2006, we distributed annually to a trust an amount in cash sufficient to purchase in the market, on behalf of each eligible employee, 25% of such employee's allocated number of CPOs. During 2006, in order to reduce

the volatility of our RSIP, we began to distribute annually an amount in cash sufficient to purchase 100% of the allocated CPOs for each eligible employee. Although the vesting period of the restricted CPOs and other features of the RSIP did not change as a result of this new policy, the nominal amount of annual compensation received by eligible employees increased in proportion to the additional number of CPOs received as a result of the new policy. The CPOs purchased by the trust was held in a restricted account by the trust on behalf of each employee for four years. At the end of each year during such four-year period, the restrictions lapsed with respect to 25% of the allocated CPOs and such CPOs became freely transferable and subject to withdrawal from the trust.

Starting in 2009, we made additional changes to the mechanism for granting the RSIP, but the benefits remained the same as in previous years. First, CPOs are no longer purchased in the open market, but instead CEMEX, S.A.B. de C.V. issues new CPOs to cover the RSIP. Second, CEMEX, S.A.B. de C.V. now issues the RSIP in four blocks of 25% per year. The total number of CEMEX, S.A.B. de C.V. CPOs granted during 2014 was approximately 36 million, of which approximately 10 million were related to senior management and the board of directors. In 2014, approximately 61 million CPOs were issued, representing the first 25% of the 2014 program, representing the second 25% of the 2013 program, the third 25% of the 2012 program and the final 25% of the 2011 program. Of these 61 million CPOs, approximately 23 million corresponded to senior management and the board of directors. See note 25 to our consolidated financial statements included elsewhere in this annual report.

#### ***CEMEX Latam Employee stock-ownership plan***

To better align CEMEX Latam's executives' interests with those of its stockholders, on January 16, 2013, CEMEX Latam's board of directors approved, effective as of January 1, 2013, a long-term incentives plan available to eligible executives of CEMEX Latam, which consists of an annual compensation plan based on CEMEX Latam shares. The underlying shares in this long-term incentives plan, which are held in the CEMEX Latam's treasury, and subject to certain restrictions, are delivered fully vested under each annual program over a service period of four years. During 2014, CEMEX Latam delivered 75,979 shares to eligible executives under this long-term incentives plan. The delivery of these shares are dilutive to CEMEX's equity indirect interest in CEMEX Latam.

#### **Employees**

As of December 31, 2014, we had 44,241 employees worldwide, which represented an increase of approximately 3% from the total number of employees we had as of December 31, 2013. We reduced our headcount by approximately 22% as a result of the implementation of our global cost-reduction program since 2008, as part of our ongoing efforts to align our company with new market conditions, lower costs and increase our efficiency.

The following table sets forth the number of our full-time employees and a breakdown of their geographic location as of December 31, 2012, December 31, 2013 and December 31, 2014:

<u>Location</u>	<u>2012</u>	<u>2013</u>	<u>2014</u>
Mexico . . . . .	11,108	11,064	11,412
United States . . . . .	9,846	9,483	9,808
Northern Europe			
United Kingdom . . . . .	3,072	2,866	2,941
Germany . . . . .	2,907	2,426	2,391
France . . . . .	1,915	1,865	1,875
Rest of Northern Europe . . . . .	3,299	2,893	2,811
The Mediterranean			
Spain . . . . .	1,798	1,652	1,670
Egypt . . . . .	637	644	650
Rest of the Mediterranean . . . . .	2,056	2,137	2,116
SAC			
Colombia . . . . .	2,157	2,732	3,132
Rest of SAC . . . . .	3,911	4,147	4,297
Asia			
Philippines . . . . .	555	623	665
Rest of Asia . . . . .	644	555	473

In Mexico, we have entered into collective bargaining agreements on a plant-by-plant basis, and such collective bargaining agreements are renewable on an annual basis with respect to salaries and on a biannual basis with respect to benefits. During 2014, we renewed more than 188 contracts with different labor unions in Mexico.

In the United States, approximately 28% of our employees are represented by unions, with the largest number being members of the International Brotherhood of Teamsters, the Laborers' Union of North America, the International Brotherhood of Boilermakers and the International Union of Operating Engineers. We have entered into or are in the process of negotiating various collective bargaining agreements at many of our U.S. plants, which collective bargaining agreements have various expiration dates through December 15, 2020.

In Spain, (i) some of our employees in the cement business have company-specific collective bargaining agreements that are renewable every two to three years on a legal entity and business basis, and (ii) some of our employees in the ready-mix concrete, mortar, aggregates and transport sectors have industry-specific collective bargaining agreements.

In the United Kingdom, our cement manufacturing and cement logistics operations have collective bargaining agreements with the Unite union. The rest of our operations in the United Kingdom are not part of collective bargaining agreements; however, there are local agreements for consultation and employee representation with Unite union, and the GMB union.

In Germany, most of our employees work under collective bargaining agreements with the Industriegewerkschaft Bauen Agrar Umwelt—IG B.A.U. union. In addition, there are internal company agreements, negotiated between the workers council and the company itself.

In France, less than 5% of our employees are members of one of the five main unions. At least one representative from one of the five main unions is represented in our French subsidiaries, mainly in the following legal entities: Cemex Granulats, Cemex Bétones Nord Ouest, Cemex Bétones Ile de France, Cemex Bétones Centre & Ouest, Cemex Bétones Sud Est and Cemex Granulats Rhône Méditerranée. All agreements are negotiated with unions and non-union representatives elected in the local workers council (*Comité d'Entreprise*)

for periods of four years. The last elections took place in April 2014 and the next election will take place in 2018, except for Cemex Bétons Ile de France, whose last election took place in early 2015 and the next one will be in 2019.

In Egypt, approximately 100% of our employees in ACC are affiliated to ACC's union ("ACC's Union"), which is a member of Egypt's General Union of Building Materials. ACC's Union represents these employees in any collective negotiation, agreement or dispute.

In Israel, approximately 87% of our employees in Lime & Stone Production Company Ltd., one of our operating subsidiaries in Israel, or 26% of all of our employees in Israel, are represented by Histadrut, Israel's largest labor union. These employees work under special collective bargaining agreements which are renewable on an annual basis with respect to salaries and benefits and every one or two years with respect to retirement and dismissal terms.

In the Philippines, approximately 36% of the cement operation employees of APO and Solid are members of either one of four labor unions that are affiliated with a national federation. Each labor union has a collective bargaining agreement with either APO or Solid. Each of the collective bargaining agreements has a term of five years, with the economic terms negotiated in the third and fifth years. We consider our relationships with the labor unions representing our employees in the Philippines to be satisfactory.

In Colombia, there are four regional sectionals of a single union that represents our employees at the Caracolito, Clemencia, Bucaramanga and Cúcuta cement plants and another union represents a minority group of employees of our logistics operations in Ibagué. There are also collective agreements with non-union workers at the Santa Rosa cement plant, all ready-mix concrete and aggregates plants and all logistics operations in Colombia. We consider our relationships with labor unions representing our employees in Colombia to be satisfactory.

In Panama, approximately 63% of our workforce is member of a union named Sindicato de Trabajadores de Cemento Bayano (SITRACEB), which is a legal entity registered before the Panamanian Ministry of Labor. The union's board of directors is elected every two to four years through a general voting process. The collective bargaining agreement that is currently in full force and effect was entered into in January 2011 and expires in December 2015.

## **Share Ownership**

As of December 31, 2014, our senior management and directors and their immediate families owned, collectively, approximately 1.68% of CEMEX, S.A.B. de C.V.'s outstanding shares, including shares underlying stock options and restricted CPOs under our ESOPs. This percentage does not include shares held by the extended families of members of our senior management and directors, since, to the best of our knowledge, no voting arrangements or other agreements exist with respect to those shares. As of December 31, 2014, no individual director or member of our senior management beneficially owned one percent or more of any class of CEMEX, S.A.B. de C.V.'s outstanding capital stock and each such individual's share ownership has not been previously disclosed to shareholders or otherwise made public.

## **Item 7—Major Shareholders and Related Party Transactions**

### **Major Shareholders**

The information contained in Amendment No. 3 to a statement on Schedule 13G filed with the SEC on January 22, 2015, stated that as of December 31, 2014, BlackRock beneficially owned 1,089,541,380 CPOs, representing 8.9% of CEMEX, S.A.B. de C.V.'s outstanding capital stock. As of December 31, 2014, BlackRock beneficially owned approximately 8.75% of CEMEX, S.A.B. de C.V.'s outstanding capital stock. BlackRock does not have voting rights different from our other non-Mexican holders of CPOs. As required by CEMEX, S.A.B. de

C.V.'s by-laws, CEMEX, S.A.B. de C.V.'s board of directors is required to approve BlackRock beneficial ownership of CEMEX, S.A.B. de C.V.'s outstanding capital stock. Pursuant to the authorizations by Board of Directors, BlackRock is authorized to acquire up to 13% of capital stock.

As of March 31, 2015, CEMEX, S.A.B. de C.V.'s outstanding capital stock consisted of 25,000,473,290 Series A shares and 12,500,236,645 Series B shares, in each case including shares held by our subsidiaries. Additionally, at CEMEX, S.A.B. de C.V.'s 2014 ordinary shareholders meeting held on March 26, 2015, CEMEX, S.A.B. de C.V.'s shareholders approved the issuance of 1,000,018,398 Series A shares and 500,009,466 Series B shares to be allocated to shareholders on a pro rata basis pursuant to such approval. These shares are expected to become part of CEMEX, S.A.B. de C.V.'s outstanding capital stock on May 4, 2015.

As of March 31, 2015, a total of 24,952,241,934 Series A shares and 12,476,120,967 Series B shares outstanding were held by the CPO trust. Each CPO represents two Series A shares and one Series B share. A portion of the CPOs is represented by ADSs. Under the terms of the CPO trust agreement, non-Mexican holders of CPOs and ADSs have no voting rights with respect to the A shares underlying those CPOs and ADSs. All ADSs are deemed to be held by non-Mexican nationals. At every shareholders' meeting, the A shares held in the CPO trust are voted as expressed by the shareholders representing the majority of the capital stock entitled to vote.

Other than BlackRock and the CPO trust, we are not aware of any person that is the beneficial owner of five percent or more of any class of CEMEX, S.A.B. de C.V.'s voting securities.

As of March 31, 2015, through CEMEX, S.A.B. de C.V.'s subsidiaries, we owned approximately 18.3 million CPOs, representing approximately 0.1% of CEMEX, S.A.B. de C.V.'s outstanding CPOs and approximately 0.1% of CEMEX, S.A.B. de C.V.'s outstanding voting stock. These CPOs are voted at the direction of our management. CEMEX, S.A.B. de C.V.'s voting rights over those CPOs are the same as those of any other CPO holder. As of the same date, we did not hold any CPOs in derivative instruments hedging expected cash flows of stock options exercises.

CEMEX, S.A.B. de C.V.'s provide that its board of directors must authorize in advance any transfer of voting shares of its capital stock that would result in any person's, or group's acting in concert, becoming a holder of 2% or more of CEMEX, S.A.B. de C.V.'s voting shares.

Mexican securities regulations provide that our majority-owned subsidiaries may neither directly or indirectly invest in CEMEX, S.A.B. de C.V.'s CPOs nor other securities representing CEMEX, S.A.B. de C.V.'s capital stock. The Mexican securities authority could require any disposition of the CPOs or of other securities representing our capital stock so owned and/or impose fines on us if it were to determine that the ownership of CEMEX, S.A.B. de C.V.'s CPOs or of other securities representing CEMEX, S.A.B. de C.V.'s capital stock by CEMEX, S.A.B. de C.V.'s subsidiaries, in most cases, negatively affects the interests of CEMEX, S.A.B. de C.V.'s shareholders. Notwithstanding the foregoing, the exercise of all rights pertaining to CEMEX, S.A.B. de C.V.'s CPOs or to other securities representing our capital stock in accordance with the instructions of CEMEX, S.A.B. de C.V.'s subsidiaries does not violate any provisions of CEMEX, S.A.B. de C.V.'s by-laws or the by-laws of its subsidiaries. The holders of these CPOs or of other securities representing CEMEX, S.A.B. de C.V.'s capital stock are entitled to exercise the same rights relating to their CPOs or their other securities representing CEMEX, S.A.B. de C.V.'s capital stock, including all voting rights, as any other holder of the same series.

As of March 31, 2015, we had 658 ADS holders of record, representing 4,660,927,180 CPOs, or approximately 37.29% of CEMEX, S.A.B. de C.V.'s outstanding capital stock as of such date.

### **Related Party Transactions**

Mr. Lorenzo H. Zambrano Treviño, who passed away in May 2014, was chairman of CEMEX, S.A.B. de C.V.'s board of directors and Chief Executive Officer of CEMEX until he passed away, and was also a member

of the board of directors of IBM until his passing. On July 30, 2012, we entered into a Master Professional Services Agreement with IBM pursuant to which, in the ordinary course of business, IBM provides CEMEX with business processes services and IT, including: data processing services (back office) in finance, accounting and human resources; as well as IT infrastructure services, support and maintenance of IT applications in the countries in which CEMEX operates.

Mr. Karl H. Watson Jr. is the president of CEMEX USA. In the ordinary course of business, CEMEX USA's operations pay fees for freight services to Florida Aggregate Transport, a Florida based vendor. Karl H. Watson Jr.'s stepbrother is part of Florida Aggregate Transport's ownership and senior management. The amounts for these services, which are negotiated on market terms, are not significant to CEMEX USA's operations.

Francisco Javier Fernández Carbajal, a member of CEMEX, S.A.B. de C.V.'s board of directors, is also a member of the board of directors of FEMSA, a large multinational beverage company. In addition, José Antonio Fernández Carbajal, the brother of Francisco Javier Fernández Carbajal, is the president and chief executive officer of FEMSA. In the ordinary course of business, we pay and receive various amounts to and from FEMSA for products and services for varying amounts on market terms.

From January 1, 2014 through the date of this annual report, we did not have any outstanding loans to any of our directors or members of senior management.

## **Item 8—Financial Information**

### **Consolidated Financial Statements and Other Financial Information**

See “Item 18—Financial Statements” and “Index to Consolidated Financial Statements.”

### **Legal Proceedings**

See “Item 4—Information on the Company—Regulatory Matters and Legal Proceedings.”

### **Dividends**

A declaration of any dividend is made by CEMEX, S.A.B. de C.V.'s shareholders at a general ordinary meeting. Any dividend declaration is usually based upon the recommendation of CEMEX, S.A.B. de C.V.'s board of directors. However, CEMEX, S.A.B. de C.V.'s shareholders are not obligated to approve the board's recommendation. CEMEX, S.A.B. de C.V. may only pay dividends from retained earnings included in financial statements that have been approved by CEMEX, S.A.B. de C.V.'s shareholders and after all losses have been paid for, a legal reserve equal to 5% of its paid-in capital has been created and CEMEX, S.A.B. de C.V.'s shareholders have approved the relevant dividend payment. See “Item 10—Additional Information—Taxation—Mexican Tax Considerations.” Since CEMEX, S.A.B. de C.V. conducts its operations through its subsidiaries, it has no significant assets of its own except for its investments in those subsidiaries. Consequently, CEMEX, S.A.B. de C.V.'s ability to pay dividends to its shareholders is dependent upon its ability to receive funds from its subsidiaries in the form of dividends, management fees, or otherwise. The Facilities Agreement and the indentures governing the Senior Secured Notes effectively prohibit CEMEX, S.A.B. de C.V. from declaring and paying cash dividends or making other cash distributions to its shareholders. See “Item 3—Key Information—Risk Factors—CEMEX, S.A.B. de C.V.'s ability to repay debt and pay dividends depends on our subsidiaries' ability to transfer income and dividends to us.”

The recommendation of CEMEX, S.A.B. de C.V.'s board of directors as to whether to pay and the amount of any annual dividends has been and will continue to be, in absence of contractual restrictions to pay or declare dividends, based upon, among other things, earnings, cash flow, capital requirements, contractual restrictions, and our financial condition and other relevant factors.

Owners of ADSs on the applicable record date will be entitled to receive any dividends payable in respect of the A shares and the B shares underlying the CPOs represented by those ADSs; however, as permitted by the deposit agreement pursuant to which CEMEX, S.A.B. de C.V.'s ADSs are issued, CEMEX, S.A.B. de C.V. may instruct the ADS depository not to extend the option to elect to receive cash in lieu of the stock dividend to the holders of ADSs. The ADS depository will fix a record date for the holders of ADSs in respect of each dividend distribution. Unless otherwise stated, the ADS depository has agreed to convert cash dividends received by it in respect of the A shares and the B shares underlying the CPOs represented by ADSs from Mexican Pesos into U.S. Dollars and, after deduction or after payment of expenses of the ADS depository, to pay those dividends to holders of ADSs in U.S. Dollars. CEMEX, S.A.B. de C.V. cannot assure holders of its ADSs that the ADS depository will be able to convert dividends received in Mexican Pesos into U.S. Dollars.

CEMEX, S.A.B. de C.V. did not declare a dividend for fiscal years 2012, 2013 and 2014.

### **Significant Changes**

Except as described herein, no significant change has occurred since the date of our consolidated financial statements included elsewhere in this annual report.

## Item 9—Offer and Listing

### Market Price Information

CEMEX, S.A.B. de C.V.’s CPOs are listed on the Mexican Stock Exchange and trade under the symbol “CEMEX.CPO.” CEMEX, S.A.B. de C.V.’s ADSs, each of which currently represents ten CPOs, are listed on the New York Stock Exchange (“NYSE”) and trade under the symbol “CX.” The following table sets forth, for the periods indicated, the reported highest and lowest market quotations in nominal Mexican Pesos for CPOs on the Mexican Stock Exchange and the high and low sales prices in U.S. Dollars for ADSs on the NYSE.

Calendar Period	CPOs(1)		ADSs	
	High	Low	High	Low
<b>Yearly</b>				
2010	16.16	9.59	12.60	7.46
2011	13.60	3.25	11.15	2.27
2012	12.93	7.00	10.14	4.94
2013	16.16	12.58	12.71	9.14
2014	18.50	14.32	14.36	9.66
<b>Quarterly</b>				
2013				
First quarter	15.55	12.59	12.47	9.83
Second quarter	15.41	12.58	12.71	9.14
Third quarter	16.16	13.33	12.53	10.17
Fourth quarter	15.43	13.05	11.86	9.81
2014				
First quarter	17.97	14.96	13.51	11.44
Second quarter	18.50	15.93	14.36	12.08
Third quarter	17.75	16.40	13.64	12.35
Fourth quarter	17.55	14.32	13.05	9.66
2015				
First quarter	15.60	12.97	10.44	8.73
<b>Monthly</b>				
2014-2015				
October	17.55	14.74	13.05	10.80
November	17.49	16.41	12.86	12.11
December	17.25	14.32	12.44	9.66
January	15.21	13.25	10.34	8.87
February	15.60	12.97	10.44	8.73
March	15.26	14.07	10.18	9.06
April(2)	15.40	14.28	10.29	9.37

Source: Based on data of the Mexican Stock Exchange and the NYSE.

- (1) As of December 31, 2014, approximately 99.78% of CEMEX, S.A.B. de C.V.’s outstanding share capital was represented by CPOs.
- (2) CPO and ADS prices are through April 20, 2015.

On April 20, 2015, the last reported closing price for CPOs on the Mexican Stock Exchange was Ps15.05 per CPO, and the last reported closing price for ADSs on the NYSE was U.S.\$9.73 per ADS.

During 2014, (i) we did not have a market maker and (ii) there was no suspension of trading of (a) CEMEX, S.A.B. de C.V.’s CPOs on the Mexican Stock Exchange or (b) CEMEX, S.A.B. de C.V.’s ADSs on the New York Stock Exchange.



## **Item 10—Additional Information**

### **Articles of Association and By-laws**

#### *General*

Pursuant to the requirements of Mexican corporations law, CEMEX, S.A.B. de C.V.'s articles of association and by-laws (*estatutos sociales*), have been registered with the Mercantile Section of the Public Registry of Property and Commerce in Monterrey, Nuevo León, Mexico, under entry number 21, since June 11, 1920.

CEMEX, S.A.B. de C.V. is an operating and holding company engaged, directly or indirectly, through its operating subsidiaries, primarily in the production, distribution, marketing and sale of cement, ready-mix concrete, aggregates, clinker and other construction materials throughout the world. CEMEX, S.A.B. de C.V.'s corporate purpose can be found in article 2 of CEMEX, S.A.B. de C.V.'s by-laws.

CEMEX, S.A.B. de C.V. has two series of common stock, the Series A common stock, with no par value, or A shares, which can only be owned by Mexican nationals, and the Series B common stock, with no par value, or B shares, which can be owned by both Mexican and non-Mexican nationals. CEMEX, S.A.B. de C.V.'s by-laws state that the A shares may not be held by non-Mexican individuals, corporations, groups, units, trusts, associations or governments that are foreign or have participation by foreign governments or their agencies. CEMEX, S.A.B. de C.V.'s by-laws also state that the A shares shall at all times account for a minimum of 64% of CEMEX, S.A.B. de C.V.'s total outstanding voting stock and that the B shares shall at all times account for a minimum of 36% of CEMEX, S.A.B. de C.V.'s total outstanding voting stock. Other than as described herein, holders of the A shares and the B shares have the same rights and obligations.

In 1994, CEMEX, S.A.B. de C.V. changed from a fixed capital corporation to a variable capital corporation in accordance with Mexican corporation law. As a result, CEMEX, S.A.B. de C.V. established a fixed capital account and a variable capital account and issued one share of variable capital stock of the same series for each eight shares of fixed capital stock held by any shareholder. Each of our fixed and variable capital accounts is comprised of A shares and B shares. Under the Mexican securities market law and CEMEX, S.A.B. de C.V.'s by-laws, holders of shares representing variable capital are not entitled to withdraw those shares.

Shareholder authorization is required to increase or decrease either the fixed capital account or the variable capital account. Shareholder authorization to increase or decrease the fixed capital account must be obtained at an extraordinary meeting of shareholders. Shareholder authorization to increase or decrease the variable capital account must be obtained at an ordinary general meeting of shareholders.

On September 15, 1999, CEMEX, S.A.B. de C.V.'s shareholders approved a stock split, and for every one of CEMEX, S.A.B. de C.V.'s shares of any series, CEMEX, S.A.B. de C.V. issued two Series A shares and one Series B share. Concurrently with this stock split, CEMEX, S.A.B. de C.V. also consummated an exchange offer to exchange new CPOs and new ADSs representing the new CPOs for CEMEX, S.A.B. de C.V.'s then existing A shares, B shares and ADSs, and converted CEMEX, S.A.B. de C.V.'s then existing CPOs into the new CPOs.

On June 1, 2001, the Mexican securities market law was amended, among other, to increase the protection granted to minority shareholders of Mexican listed companies and to commence bringing corporate governance procedures of Mexican listed companies in line with international standards.

On February 6, 2002, the Mexican securities authority (*Comisión Nacional Bancaria y de Valores*) issued an official communication authorizing the amendment of CEMEX, S.A.B. de C.V.'s by-laws to incorporate additional provisions to comply with the then new provisions of the Mexican securities market law. Following approval from CEMEX, S.A.B. de C.V.'s shareholders at the 2002 annual shareholders' meeting, CEMEX, S.A.B. de C.V. amended and restated its by-laws to incorporate these additional provisions, which consist of, among other things, protective measures to prevent share acquisitions, hostile takeovers, and direct or indirect changes of control. As a result of the amendment and restatement of CEMEX, S.A.B. de C.V.'s by-laws, the expiration of CEMEX, S.A.B. de C.V.'s corporate term of existence was extended from 2019 to 2100.

On March 19, 2003, the Mexican securities authority issued new regulations designed to (i) further implement minority rights granted to shareholders by the Mexican securities market law and (ii) simplify and consolidate in a single document provisions relating to securities offerings and periodic reports by Mexican-listed companies.

On April 24, 2003, CEMEX, S.A.B. de C.V.'s shareholders approved changes to its by-laws, incorporating additional provisions and removing some restrictions. The changes that are still in force are as follows:

- The limitation on CEMEX, S.A.B. de C.V.'s variable capital was removed. Formerly, CEMEX, S.A.B. de C.V.'s variable capital was limited to ten times CEMEX, S.A.B. de C.V.'s minimum fixed capital.
- Increases and decreases in CEMEX, S.A.B. de C.V.'s variable capital now require the notarization of the minutes of the ordinary general shareholders' meeting that authorize such increase or decrease, as well as the filing of these minutes with the Mexican National Securities Registry (Registro Nacional de Valores), except when such increase or decrease results from (i) shareholders exercising their redemption rights or (ii) stock repurchases.
- The cancellation of registration of our shares in the Securities Section of the Mexican National Securities Registry now involves an amended procedure, which is described below under "—Repurchase Obligation." In addition, any amendments to the article containing these provisions no longer require the consent of the Mexican securities authority and 95% approval by shareholders entitled to vote.

At a general extraordinary shareholders' meeting held on April 28, 2005, CEMEX, S.A.B. de C.V.'s shareholders approved a two-for-one stock split, which became effective on July 1, 2005. In connection with this stock split, each of CEMEX, S.A.B. de C.V.'s existing Series A shares was surrendered in exchange for two new Series A shares, and each of CEMEX, S.A.B. de C.V.'s existing Series B shares was surrendered in exchange for two new Series B shares. Concurrent with this stock split, we authorized the amendment of the CPO trust agreement pursuant to which CEMEX, S.A.B. de C.V.'s CPOs are issued to provide for the substitution of two new CPOs for each of CEMEX, S.A.B. de C.V.'s existing CPOs, with each new CPO representing two new Series A shares and one new Series B share. The number of CEMEX, S.A.B. de C.V.'s existing ADSs did not change as a result of the stock split. Instead, the ratio of CPOs to ADSs was modified so that each existing ADS represented ten new CPOs following the stock split and the CPO trust amendment.

On December 30, 2005, a Mexican securities market law was published to continue bringing corporate governance requirements of Mexican listed companies in line with international standards. This new law includes provisions increasing disclosure information requirements, improving minority shareholder rights, and strengthening corporate governance standards including the introduction of new requirements and fiduciary duties (duties of care and loyalty), applicable to each director, officer, external auditor and major shareholder of publicly traded companies. The law also provides that each member of the audit committee must be an independent director, and requires the creation of corporate governance committees integrated by independent directors as well. In addition, the law clarifies directors' duties, specifies safe harbors for directors' actions, clarifies what is deemed as a conflict of interest and clarifies what are the confidentiality obligations for directors.

Under the new Mexican securities market law, CEMEX, S.A.B. de C.V. was required to adopt specific amendments to its by-laws within 180 days of the effective date of the new law. Following approval from CEMEX, S.A.B. de C.V.'s shareholders at its 2005 annual general extraordinary shareholders' meeting held on April 27, 2006, CEMEX, S.A.B. de C.V. amended and restated its by-laws to incorporate these amendments. The amendments to CEMEX, S.A.B. de C.V.'s by-laws became effective on July 3, 2006. The most significant of these amendments were as follows:

- The change of its corporate name from CEMEX, S.A. de C.V. to CEMEX, S.A.B. de C.V., which means that it is now called a publicly traded company (*sociedad anónima bursátil* or *S.A.B.*).

- The creation of a corporate practices committee, which is a new committee of CEMEX, S.A.B. de C.V.'s board of directors and which is comprised exclusively of independent directors.
- The elimination of the position of statutory examiner (*comisario*) and the assumption of its responsibilities by the board of directors through the audit committee and the new corporate practices committee, as well as through the external auditor who audits CEMEX, S.A.B. de C.V.'s financial statements, each within its professional role.
- The express attribution of certain duties (such as the duty of loyalty and the duty of care) and liabilities on members of the board of directors as well as on certain senior executive officers.
- The implementation of a mechanism for claims of a breach of a director's or officer's duties, to be brought by us or by holders of 5% or more of CEMEX, S.A.B. de C.V.'s shares.
- The chief executive officer is now the person in charge of managing the company; previously, this was the duty of the board of directors. The board of directors now supervises the chief executive officer.
- Shareholders are given the right to enter into certain agreements with other shareholders.

At the 2005 annual general ordinary shareholders' meeting held on April 27, 2006, CEMEX, S.A.B. de C.V.'s shareholders approved a new stock split, which became effective on July 17, 2006. In connection with this new two-for-one stock split, each of its existing Series A shares was surrendered in exchange for two new Series A shares, and each of its existing Series B shares was surrendered in exchange for two new Series B shares. Concurrent with this stock split, we authorized the amendment of the CPO trust agreement pursuant to which CEMEX, S.A.B. de C.V.'s CPOs are issued to provide for the substitution of two new CPOs for each of its existing CPOs, with each new CPO representing two new Series A shares and one new Series B share. In connection with the stock split and at our request, Citibank, N.A., as depositary for the ADSs, distributed one additional ADS for each ADS outstanding as of the record date for the stock split. The ratio of CPOs to ADSs did not change as a result of the stock split; each ADS continued to represent ten CPOs following the stock split and the CPO trust amendment. The proportional equity interest participation of existing shareholders did not change as a result of this stock split.

On September 4, 2009, CEMEX, S.A.B. de C.V. held an extraordinary shareholders' meeting in which its shareholders approved an increase in the variable portion of its capital stock of up to 4.8 billion shares (equivalent to 1.6 billion CPOs or 160 million ADSs). Pursuant to the resolution approved by CEMEX, S.A.B. de C.V.'s shareholders, the subscription and payment of the new shares represented by CPOs may occur through a public offer of CPOs and/or issuance of convertible bonds within a period of 24 months. On September 28, 2009, CEMEX, S.A.B. de C.V. sold a total of 1,495,000,000 CPOs, directly or in the form of ADSs, in a global offering for approximately U.S.\$1,782 billion in net proceeds. On November 11, 2009, CEMEX, S.A.B. de C.V. launched an exchange offer in México, in transactions exempt from registration pursuant to Regulation S under the Securities Act, directed to holders of CBs, in order to exchange such CBs for the November 2019 Mandatory Convertible Mexican Peso Notes. Pursuant to the exchange offer, on December 10, 2009, CEMEX, S.A.B. de C.V. issued approximately Ps4.1 billion (approximately U.S.\$334 million at the Mexican Peso/U.S. Dollar CEMEX accounting rate on December 31, 2010) in November 2019 Mandatory Convertible Mexican Peso Notes in exchange for CBs. On March 30, 2010, CEMEX, S.A.B. de C.V.'s closed the offering of U.S.\$715 million aggregate principal amount of its March 2015 Optional Convertible Subordinated U.S. Dollar Notes.

On February 24, 2011, CEMEX, S.A.B. de C.V. held an extraordinary shareholders' meeting in which its shareholders approved an increase in the variable portion of its capital stock of up to 6 billion shares (equivalent to 2 billion CPOs or 200 million ADSs). Pursuant to the resolution approved by CEMEX, S.A.B. de C.V.'s shareholders, the subscription and payment of the new shares represented by CPOs may occur through a public offer of CPOs and/or issuance of convertible bonds and, until then, these shares will be kept in our treasury. In addition, on February 24, 2011, CEMEX, S.A.B. de C.V. held its annual general ordinary shareholders' meeting in which its shareholders approved an increase in the variable portion of its capital stock of up to 60 million shares (equivalent to 20 million CPOs or 2 million ADSs). These shares will be kept in CEMEX, S.A.B. de

C.V.'s treasury and will be used to preserve the rights of note holders pursuant to the issuance of convertible notes. On March 15, 2011, CEMEX, S.A.B. de C.V.'s closed the offering of U.S.\$1,667,500,000 aggregate principal amount of its March 2016 and March 2018 Optional Convertible Subordinated Notes.

On March 20, 2014, CEMEX, S.A.B. de C.V. held its 2013 annual general ordinary shareholders' meeting in which its shareholders approved, among other items, (i) an increase in the variable portion of CEMEX, S.A.B. de C.V.'s capital stock of up to 1,404,099,228 shares (equivalent to 468,033,076 CPOs or approximately 46.8 million ADSs) paid with a charge to retained earnings; (ii) an increase in the variable portion of CEMEX, S.A.B. de C.V.'s capital stock through the issuance of up to 387 million shares (equivalent to 129 million CPOs or 12.9 million ADSs), such shares to be kept in CEMEX, S.A.B. de C.V.'s treasury and to be used to preserve the rights of note holders pursuant to the outstanding November 2019 Mandatory Convertible Mexican Peso Notes, and the March 2016 and March 2018 Optional Convertible Subordinated U.S. Dollar Notes; and (iii) a reduction in the variable portion of CEMEX, S.A.B. de C.V.'s capital stock through the cancellation of 6,219,606 shares (equivalent to approximately 2 million CPOs or approximately 200,000 ADSs).

In addition, on March 20, 2014, CEMEX, S.A.B. de C.V. held an extraordinary shareholders' meeting at which its shareholders approved, among other items, the board of directors' proposal to expand the corporate purpose of CEMEX, S.A.B. de C.V. so that, aside from being a holding company, CEMEX, S.A.B. de C.V. can undertake operating activities related to the production and commercialization of cement, ready-mix concrete and aggregates.

On March 26, 2015, CEMEX, S.A.B. de C.V. held its 2014 annual general ordinary shareholders' meeting in which its shareholders approved, among other items, (i) an increase in the variable portion of CEMEX, S.A.B. de C.V.'s capital stock through the issuance of up to 1,500,028,398 shares (equivalent to 500,009,466 CPOs or approximately 50.0 million ADSs), paid with a charge to retained earnings; and (ii) an increase in the variable portion of CEMEX, S.A.B. de C.V.'s capital stock through the issuance of up to 297,000,000 shares (equivalent to 99 million CPOs or 9.9 million ADSs), such shares to be kept in CEMEX, S.A.B. de C.V.'s treasury and to be used to preserve the rights of note holders pursuant to the outstanding November 2019 Mandatory Convertible Mexican Peso Notes, and the March 2016 and March 2018 Optional Convertible Subordinated U.S. Dollar Notes.

In addition, on March 26, 2015, CEMEX, S.A.B. de C.V. held an extraordinary shareholders' meeting at which its shareholders approved, among other items, (i) changes to CEMEX, S.A.B. de C.V.'s by-laws, incorporating additional provisions and removing some restrictions. The changes, among other items, are the following: extend CEMEX, S.A.B. de C.V.'s corporate existence for an indefinite period of time; adopt the electronic system established by the Ministry of Economy (*Secretaría de Economía*) for the publication of notices and other legal matters; remove a redundancy in minority rights; adopt additional considerations that CEMEX, S.A.B. de C.V.'s board of directors shall consider in order to authorize purchases of 2% or more of shares and adopt provisions to improve corporate governance with respect to the presidency at shareholders meetings and corporate bodies; separation of the roles of chairman of the board and chief executive officer; include the possibility of electing an alternate secretary of the board of directors; authorization to prepare CEMEX, S.A.B. de C.V.'s restated by-laws and to exchange and cancel the share certificates that represent CEMEX, S.A.B. de C.V.'s currently outstanding capital.

CEMEX, S.A.B. de C.V. did not declare a dividend for fiscal years 2012, 2013 and 2014. See "Item—8 Financial Information—Dividends" for a description of CEMEX, S.A.B. de C.V.'s policy on dividend distributions and dividend restrictions.

At each of CEMEX, S.A.B. de C.V.'s 2012, 2013 and 2014 annual general ordinary shareholders' meetings, held on March 21, 2013, March 20, 2014 and March 26, 2015, respectively, CEMEX, S.A.B. de C.V.'s shareholders approved a recapitalization of retained earnings. New CPOs issued pursuant to each such recapitalization were allocated to shareholders on a pro-rata basis. As a result, shares equivalent to approximately 437.4 million CPOs, approximately 468 million CPOs and approximately 500 million CPOs were allocated to

shareholders on a pro-rata basis in connection with the 2012, 2013 and 2014 recapitalizations, respectively. In each case, CPO holders received one new CPO for each 25 CPOs held and ADS holders received one new ADS for each 25 ADSs held. There was no cash distribution and no entitlement to fractional shares.

As of December 31, 2014, CEMEX, S.A.B. de C.V.'s common stock was represented as follows:

Shares <sup>1</sup>	2014	
	Series A <sup>2</sup>	Series B <sup>3</sup>
Subscribed and paid shares . . . . .	24,913,159,536	12,456,579,768
Unissued shares authorized for stock compensation programs . . . . .	933,604,310	466,802,155
Shares that guarantee the issuance of convertible securities <sup>4</sup> . . . . .	5,658,760,600	2,829,380,300
Shares authorized for the issuance of stock or convertible securities <sup>5</sup> . . . . .	—	—
	<u>31,505,524,446</u>	<u>15,752,762,223</u>

- (1) As of December 31, 2014, 13,068,000,000 shares correspond to the fixed portion, and 34,190,286,669 shares correspond to the variable portion.
- (2) Series "A" or Mexican shares must represent at least 64% of CEMEX's capital stock.
- (3) Series "B" or free subscription shares must represent at most 36% of CEMEX's capital stock.
- (4) Shares that guarantee the conversion of the November 2019 Mandatory Convertible Mexican Peso Notes, the March 2015 Optional Convertible Subordinated U.S. Dollar Notes and March 2016 and March 2018 Optional Convertible Subordinated U.S. Dollar Notes.
- (5) Shares authorized for the issuance of stock through a public offer or through the issuance of convertible securities.

#### ***Changes in Capital Stock and Preemptive Rights***

Subject to certain exceptions referred below, CEMEX, S.A.B. de C.V.'s by-laws allow for a decrease or increase in its capital stock if it is approved by its shareholders at a shareholders' meeting. Additional shares of CEMEX, S.A.B. de C.V.'s capital stock, having no voting rights or limited voting rights, are authorized by its by-laws and may be issued upon the approval of its shareholders at a shareholders' meeting, with the prior approval of the Mexican securities authority.

CEMEX, S.A.B. de C.V.'s by-laws provide that, subject to certain exceptions, shareholders have preemptive rights with respect to the class and in proportion to the number of shares of our capital stock they hold, in connection with any capital increase in the number of outstanding A shares, B shares, or any other existing series of shares, as the case may be. Subject to certain requirements: (i) under article 53 of the Mexican securities market law, this preemptive right to subscribe is not applicable to increases of CEMEX, S.A.B. de C.V.'s capital through public offers; and (ii) under article 210 bis of the General Law of Negotiable Instruments and Credit Operations (*Ley General de Títulos y Operaciones de Crédito*), this preemptive right to subscribe is not applicable when issuing shares under convertible notes. Preemptive rights give shareholders the right, upon any issuance of shares by us, to purchase a sufficient number of shares to maintain their existing ownership percentages. Preemptive rights must be exercised within the period and under the conditions established for that purpose by the shareholders, and CEMEX, S.A.B. de C.V.'s by-laws and applicable law provide that this period must be 15 days following the publication of the notice of the capital increase through the electronic system established by the Ministry of Economy (*Secretaría de Economía*) or, in its absence, in the Official Gazette of the State of Nuevo León (*Periódico Oficial del Estado de Nuevo León*) or in any major newspaper published and distributed in the city of Monterrey, Nuevo León, México.

Holders of ADSs that are U.S. persons or are located in the United States may be restricted in their ability to participate in the exercise of such pre-emptive rights. See "Item 3—Key Information—Risk Factors—Preemptive rights may be unavailable to ADS holders."

Pursuant to CEMEX, S.A.B. de C.V.'s by-laws, significant acquisitions of shares of CEMEX, S.A.B. de C.V.'s capital stock and changes of control of CEMEX, S.A.B. de C.V. require prior approval from CEMEX, S.A.B. de C.V.'s board of directors. CEMEX, S.A.B. de C.V.'s board of directors must authorize in advance any transfer of, or creation of any encumbrance or lien on, voting shares of CEMEX, S.A.B. de C.V.'s capital stock that would result in any person or group becoming a holder of 2% or more of CEMEX, S.A.B. de C.V.'s shares. CEMEX, S.A.B. de C.V.'s board of directors shall consider the following when determining whether to authorize such transfer of voting shares: a) the type of investors involved; b) if stock prices may be affected or if the number of CEMEX, S.A.B. de C.V.'s shares outstanding would be reduced in such way that marketability may be affected; c) whether the acquisition would result in the potential acquirer exercising a significant influence or being able to obtain control; d) whether all applicable rules and CEMEX, S.A.B. de C.V.'s by-laws have been observed by the potential acquirer; e) whether the potential acquirers are our competitors or are persons or legal entities participating in companies, entities or persons that are or competitors and whether there is a risk of affecting market competition, or the potential acquirers could have access to confidential and privileged information; f) the morality and economic solvency of the potential acquirers; g) the protection of minority rights and the rights of our employees; and h) whether an adequate base of investors would be maintained. If CEMEX, S.A.B. de C.V.'s board of directors denies the authorization, the transfer had been authorized on the basis of false or incorrect information or information had been withheld, or the requirements established in CEMEX, S.A.B. de C.V.'s by-laws are not complied with, the persons involved in the transfer shall not be entitled to exercise the voting rights corresponding to the transferred shares, and such shares shall not be taken into account for the determination of the quorums of attendance and voting at shareholders' meetings, nor shall the transfers be recorded in our share registry and the registry undertaken by S.D. Ineval, Institución para el Depósito de Valores, S.A. de C.V., or Ineval, the Mexican securities depository, shall not have any effect.

Any acquisition of shares of CEMEX, S.A.B. de C.V.'s capital stock representing 30% or more of its capital stock by a person or group of persons requires prior approval from CEMEX, S.A.B. de C.V.'s board of directors and, in the event approval is granted, the acquirer has an obligation to make a public offer to purchase all of the outstanding shares of CEMEX, S.A.B. de C.V.'s capital stock. In the event the requirements for significant acquisitions of shares of CEMEX, S.A.B. de C.V.'s capital stock are not met, the persons acquiring such shares will not be entitled to any corporate rights with respect to such shares, such shares will not be taken into account for purposes of determining a quorum for shareholders' meetings, CEMEX, S.A.B. de C.V. will not record such persons as holders of such shares in its share registry, and the registry undertaken by the Ineval shall not have any effect.

CEMEX, S.A.B. de C.V.'s by-laws require the stock certificates representing shares of its capital stock to make reference to the provisions in its by-laws relating to the prior approval of the CEMEX, S.A.B. de C.V. board of directors for significant share transfers and the requirements for recording share transfers in its share registry. In addition, shareholders are responsible for informing CEMEX, S.A.B. de C.V. within five business days whenever their shareholdings exceed 5%, 10%, 15%, 20%, 25% and 30% of CEMEX, S.A.B. de C.V.'s capital stock. If a person acquires beneficial ownership (within the meaning of Rule 13d-3 promulgated by the SEC under the Securities Exchange Act of 1934) of 20% or more in voting power of the outstanding voting stock of CEMEX, S.A.B. de C.V., a change of control will be deemed to have occurred under the Facilities Agreement and other debt agreements of CEMEX; provided that the acquisition of beneficial ownership of capital stock of CEMEX, S.A.B. de C.V. by Rogelio Zambrano Lozano or any member of his immediate family shall not constitute a change of control as described herein.

CEMEX, S.A.B. de C.V. is required to maintain a share registry to record the names, nationalities and domiciles of all significant shareholders, and any shareholder that meets or exceeds these thresholds must be recorded in this registry if such shareholder is to be recognized or represented at any shareholders' meeting. If a shareholder fails to inform CEMEX, S.A.B. de C.V. of its shareholdings reaching a threshold as described above, we will not record the transactions that cause such threshold to be met or exceeded in CEMEX, S.A.B. de C.V.'s share registry, and such transaction will have no legal effect and will not be binding on us.

CEMEX, S.A.B. de C.V.'s by-laws also require that its shareholders comply with legal provisions regarding acquisitions of securities and certain shareholders' agreements that require disclosure to the public.

### ***Repurchase Obligation***

In accordance with Mexican securities regulations, CEMEX, S.A.B. de C.V. is obligated to make a public offer for the purchase of stock to its shareholders if CEMEX, S.A.B. de C.V.'s registration with the Mexican securities registry is canceled, either by resolution of its shareholders or by an order of the Mexican securities authority. The minimum price at which we must purchase the stock is the higher of:

- the weighted average price per share based on the weighted average trading price of CEMEX, S.A.B. de C.V.'s CPOs on the Mexican Stock Exchange during the latest period of 30 trading days preceding the date of the offer, for a period not to exceed six months; or
- the book value per share, as reflected in the last quarterly report filed with the Mexican securities authority and the Mexican Stock Exchange before the date of the offer.

CEMEX, S.A.B. de C.V.'s board of directors shall prepare and disclose to the public through the Mexican Stock Exchange, within ten business days after the day the public offer begins, and after consulting the corporate practices and finance committee, its opinion regarding the price of the offer and any conflicts of interests that each of its members may have regarding such offer. This opinion may be accompanied by an additional opinion issued by an independent expert that we may hire.

Following the cancellation of CEMEX, S.A.B. de C.V.'s registration with the Mexican securities registry, it must place in a trust set up for that purpose for a six-month period an amount equal to that required to purchase the remaining shares held by investors who did not participate in the offer.

### ***Shareholders' Meetings and Voting Rights***

Shareholders' meetings may be called by:

- CEMEX, S.A.B. de C.V.'s board of directors or the corporate practices and finance committee or the audit committee;
- shareholders representing at least 10% of outstanding and fully paid shares, by requesting that it to the chairman of CEMEX, S.A.B. de C.V.'s board of directors or CEMEX, S.A.B. de C.V.'s corporate practices and finance committee and audit committee;
- any shareholder (i) if no meeting has been held for two consecutive years or when the matters referred to in Article 181 of the Mexican corporations law have not been dealt with, or (ii) when, for any reason, the required quorum for valid sessions of the corporate practices and finance committee and audit committee was not reached and the board of directors failed to make the appropriate provisional appointments; or
- a Mexican court of competent jurisdiction, in the event CEMEX, S.A.B. de C.V.'s board of directors or the corporate practices and finance committee and audit committee do not comply with the valid shareholders' request described above.

Notice of shareholders' meetings must be published through the electronic system established by the Ministry of Economy (*Secretaría de Economía*) or, in its absence, in the Official Gazette of the State of Nuevo León (*Periódico Oficial del Estado de Nuevo León*), Mexico or in any major newspaper published and distributed in the city of Monterrey, Nuevo León, Mexico. The notice must be published at least 15 days prior to the date of any shareholders' meeting. Consistent with Mexican law, CEMEX, S.A.B. de C.V.'s by-laws further require that all information and documents relating to the shareholders' meeting be available to shareholders from the date the notice of the meeting is published.

General shareholders' meetings can be ordinary or extraordinary. At every general shareholders' meeting, each qualified holder of A shares and B shares is entitled to one vote per share. Shareholders may vote by proxy duly appointed in writing. Under the CPO trust agreement, holders of CPOs who are not Mexican nationals cannot exercise voting rights corresponding to the A shares represented by their CPOs, in which case, the CPO trustee will vote the underlying A shares in the same manner as the holders of the majority of the voting shares.

An annual general ordinary shareholders' meeting must be held during the first four months after the end of each of CEMEX, S.A.B. de C.V.'s fiscal year to consider the approval of a report of its board of directors regarding CEMEX, S.A.B. de C.V.'s performance and its financial statements for the preceding fiscal year and to determine the allocation of profits from the preceding year. In addition, CEMEX, S.A.B. de C.V.'s annual general ordinary shareholders' meeting must:

- review the annual reports of CEMEX, S.A.B. de C.V.' corporate practices and finance committee and audit committee, its chief executive officer, and its board of directors;
- elect, remove, or substitute the members of CEMEX, S.A.B. de C.V.'s board of directors;
- determine the level of independence of the members of CEMEX, S.A.B. de C.V.'s board of directors;
- elect or remove the chairman of CEMEX, S.A.B. de C.V.'s audit and corporate practices and finance committees;
- approve any transaction that represents 20% or more of CEMEX, S.A.B. de C.V. consolidated assets; and
- resolve any issues not reserved for extraordinary shareholders' meetings.

A general extraordinary shareholders' meeting may be called at any time to deal with any of the matters specified by Article 182 of the Mexican corporations law, which include, among other things:

- extending CEMEX, S.A.B. de C.V.'s corporate existence;
- CEMEX, S.A.B. de C.V.'s voluntary dissolution;
- increasing or reducing CEMEX, S.A.B. de C.V.'s fixed capital stock;
- changing CEMEX, S.A.B. de C.V.'s corporate purpose;
- changing CEMEX, S.A.B. de C.V.'s country of incorporation;
- changing CEMEX, S.A.B. de C.V.'s form of organization;
- a proposed merger;
- issuing preferred shares;
- redeeming CEMEX, S.A.B. de C.V.'s own shares;
- any amendment to CEMEX, S.A.B. de C.V.'s by-laws; and
- any other matter for which a special quorum is required by law or by CEMEX, S.A.B. de C.V.'s by-laws.

In order to vote at a meeting of shareholders, shareholders must (i) appear on the list that Indeval and the Indeval participants holding shares on behalf of the shareholders prepare prior to the meeting or must deposit prior to that meeting, or (ii) prior to the meeting, deposit the certificates representing their shares at CEMEX, S.A.B. de C.V.'s offices or in a Mexican credit institution or brokerage house that operates in accordance with applicable laws in Mexico. The certificate of deposit with respect to the share certificates must be presented to CEMEX, S.A.B. de C.V.'s company secretary at least 48 hours before a meeting of shareholders. CEMEX, S.A.B. de C.V.'s company secretary verifies that the person in whose favor any certificate of deposit was issued is named in CEMEX, S.A.B. de C.V.'s share registry and issues an admission pass authorizing that person's attendance at the meeting of shareholders.



CEMEX, S.A.B. de C.V.'s by-laws provide that a shareholder may only be represented by proxy in a shareholders' meeting with a duly completed form provided by CEMEX, S.A.B. de C.V. authorizing the proxy's presence. In addition, CEMEX, S.A.B. de C.V.'s by-laws require that the secretary acting at the shareholders' meeting publicly affirm the compliance by all proxies with this requirement. A shareholders' resolution is required to take action on any matter presented at a shareholders' meeting.

At an ordinary meeting of shareholders, the affirmative vote of the holders of a majority of the shares present at the meeting is required to adopt a shareholders' resolution. At an extraordinary meeting of shareholders, the affirmative vote of at least 50% of the capital stock is required to adopt a shareholders' resolution, except that when amending Article 7 (with respect to measures limiting shareholding ownership), Article 10 (relating to the register of shares and significant participations) or Article 22 (specifying the impediments to being appointed a member of CEMEX, S.A.B. de C.V.'s board of directors) of CEMEX, S.A.B. de C.V.'s by-laws, the affirmative vote of at least 75% of the voting stock is needed.

The attendance quorum for a general ordinary meeting of shareholders upon the first call, is 50% of CEMEX, S.A.B. de C.V.'s outstanding and fully paid shares, and for the second call is any number of CEMEX, S.A.B. de C.V.'s outstanding and fully paid shares. If the quorum is not met upon the first call, a subsequent meeting may be called and the quorum for the second ordinary meeting is any number of CEMEX, S.A.B. de C.V.'s outstanding and fully paid shares represented at the meeting. The attendance quorum for the extraordinary shareholders' meeting upon the first call, is 75% of CEMEX, S.A.B. de C.V.'s outstanding and fully paid shares, upon the second and subsequent calls is 50% of CEMEX, S.A.B. de C.V.'s outstanding and fully paid shares.

#### ***Rights of Minority Shareholders***

At CEMEX, S.A.B. de C.V.'s annual general ordinary shareholders' meeting, any shareholder or group of shareholders representing 10% or more of its voting stock has the right to appoint or remove one member of CEMEX, S.A.B. de C.V.'s board of directors, in addition to the directors appointed by the majority. Such appointment may only be revoked by other shareholders when the appointment of all other directors is also revoked.

CEMEX, S.A.B. de C.V.'s by-laws provide that holders of at least 10% of its capital stock are entitled to demand the postponement of the voting on any resolution of which they deem they have not been sufficiently informed.

Under Mexican law, holders of at least 20% of CEMEX, S.A.B. de C.V.'s outstanding capital stock entitled to vote on a particular matter may oppose any resolution at a shareholders' meeting, by filing a petition for a court order to suspend the resolution temporarily with a court of law within 15 days after the adjournment of the meeting at which that action was taken and showing that the challenged action violates Mexican law or CEMEX, S.A.B. de C.V.'s by-laws and provided the opposing shareholders deliver a bond to the court to secure payment of any damages that we suffer as a result of suspending the resolution in the event that the court ultimately rules against the opposing shareholders. Relief under these provisions is only available to holders who were entitled to vote on, or whose rights as shareholders were adversely affected by, the challenged shareholder action and whose shares were not represented when the action was taken or, if represented, voted against it.

Under Mexican law, an action for civil liabilities against directors may be initiated by a shareholders' resolution for violation of their duty of loyalty to shareholders. In the event shareholders decide to bring an action of this type, the persons against whom that action is brought will immediately cease to be directors. Additionally, shareholders representing not less than 33% of the outstanding shares may directly exercise that action against the directors; provided that:

- those shareholders shall not have voted against exercising such action at the relevant shareholders' meeting; and
- the claim covers all of the damage alleged to have been caused to us and not merely the damage suffered by the plaintiffs.

Under CEMEX, S.A.B. de C.V.'s by-laws, shareholders representing 5% or more of its outstanding capital stock may initiate actions exclusively on behalf of CEMEX, S.A.B. de C.V. against members of its board of directors, its corporate practices and finance committee and audit committee, its chief executive officer, or any relevant executives, for breach of their duty of care or duty of loyalty to shareholders or for committing illicit acts or activities. The only requirement is that the claim covers all of the damage alleged to have been caused to us or any entities on which we have a significant influence and not merely the damage suffered by the plaintiffs. Actions initiated on these grounds have a five-year statute of limitations from the day of the act or action that caused the damage.

Any recovery of damages with respect to these actions will be for CEMEX, S.A.B. de C.V.'s benefit and not that of the shareholders bringing the action.

### ***Registration and Transfer***

CEMEX, S.A.B. de C.V.'s common stock is evidenced by share certificates in registered form with registered dividend coupons attached. Shareholders who have not deposited their shares into the CPO trust may hold their shares in the form of physical certificates or through institutions that have accounts with Indeval. Accounts may be maintained at Indeval by brokers, banks and other entities approved by the Mexican securities authority. CEMEX, S.A.B. de C.V. maintains a stock registry, and, in accordance with Mexican law, only those holders listed in CEMEX, S.A.B. de C.V.'s stock registry and those holding certificates issued by Indeval and by Indeval participants indicating ownership are recognized as CEMEX, S.A.B. de C.V. shareholders.

Pursuant to Mexican law, any transfer of shares must be registered in CEMEX, S.A.B. de C.V.'s stock registry, if effected physically, or through book entries that may be tracked back from CEMEX, S.A.B. de C.V.'s stock registry to the records of Indeval.

### ***Redemption***

CEMEX, S.A.B. de C.V.'s capital stock is subject to redemption upon approval of our shareholders at an extraordinary shareholders' meeting.

### ***Share Repurchases***

If approved by CEMEX, S.A.B. de C.V.'s shareholders at a general shareholders' meeting, we may purchase CEMEX, S.A.B. de C.V.'s outstanding shares. The economic and voting rights corresponding to repurchased shares cannot be exercised during the period the shares are owned by us and the shares will be deemed outstanding for purposes of calculating any quorum or vote at any shareholders' meeting. We may also repurchase our equity securities on the Mexican Stock Exchange at the then prevailing market prices in accordance with Mexican securities law. If we intend to repurchase shares representing more than 1% of CEMEX, S.A.B. de C.V.'s outstanding shares at a single trading session, we must inform the public of such intention at least ten minutes before submitting our bid. If we intend to repurchase shares representing 3% or more of CEMEX, S.A.B. de C.V.'s outstanding shares during a period of 20 trading days, we are required to conduct a public tender offer for such shares. We must conduct share repurchases through the person or persons approved by CEMEX, S.A.B. de C.V.'s board of directors, through a single broker dealer during the relevant trading session, and without submitting bids during the first and the last 30 minutes of each trading session. We must inform the Mexican Stock Exchange of the results of any share repurchase no later than the business day following any such share repurchase.

### ***Directors' and Shareholders' Conflict of Interest***

Under Mexican law, any shareholder who has a conflict of interest with CEMEX, S.A.B. de C.V. with respect to any transaction is obligated to disclose such conflict and is prohibited from voting on that transaction.

A shareholder who violates this prohibition may be liable for damages if the relevant transaction would not have been approved without that shareholder's vote.

Under Mexican law, any director who has a conflict of interest with CEMEX, S.A.B. de C.V. in any transaction must disclose that fact to the other directors and is prohibited from participating and being present during the deliberations and voting on that transaction. A director who violates this prohibition will be liable for damages and lost profits. Additionally, CEMEX, S.A.B. de C.V.'s directors may not represent shareholders in our shareholders' meetings.

#### ***Withdrawal Rights***

Whenever CEMEX, S.A.B. de C.V.'s shareholders approve a change of corporate purpose, change of nationality or transformation from one form of corporate organization to another, Mexican law provides that any shareholder entitled to vote on that change who has voted against it may withdraw from CEMEX, S.A.B. de C.V. and receive an amount equal to the book value (in accordance with the latest balance sheet approved by the annual general ordinary shareholders' meeting) attributable to such shareholder's shares, provided that such shareholder exercises that right within 15 days following the meeting at which the change was approved.

#### ***Dividends***

At the annual general ordinary shareholders' meeting, CEMEX, S.A.B. de C.V.'s board of directors submits, for approval by its shareholders, its financial statements together with a report on them prepared by its board of directors and the statutory auditors. CEMEX, S.A.B. de C.V.'s shareholders, once they have approved the financial statements, determine the allocation of our net income, after provision for income taxes, legal reserve and statutory employee profit sharing payments, for the preceding year. All shares of CEMEX, S.A.B. de C.V.'s capital stock outstanding at the time a dividend or other distribution is declared are entitled to share equally in that dividend or other distribution.

#### ***Liquidation Rights***

In the event CEMEX, S.A.B. de C.V. is liquidated, the surplus assets remaining after payment of all its creditors will be divided among CEMEX, S.A.B. de C.V.'s shareholders in proportion to the respective shares held by them. The liquidator may, with the approval of CEMEX, S.A.B. de C.V.'s shareholders, distribute the surplus assets in kind among CEMEX, S.A.B. de C.V.'s shareholders, sell the surplus assets and divide the proceeds among CEMEX, S.A.B. de C.V.'s shareholders or put the surplus assets to any other uses agreed to by a majority of CEMEX, S.A.B. de C.V.'s shareholders voting at an extraordinary shareholders' meeting.

#### ***Differences Between Our Corporate Governance Practices and NYSE Standards for Domestic Companies***

For a description of significant ways in which CEMEX, S.A.B. de C.V.'s corporate governance practices differ from those required of domestic companies under NYSE standards, see "Item 16G—Corporate Governance."

You may find additional information in the corporate governance section of our website ([www.cemex.com](http://www.cemex.com)), or you may contact our investment relations team, by writing to or telephoning us as follows:

CEMEX, S.A.B. de C.V.  
Avenida Ricardo Margáin Zozaya #325  
Colonia Valle del Campestre  
San Pedro Garza García, Nuevo León, México 66265.  
Attn: Eduardo Rendón  
Telephone: +52 81 8888-4292  
Email: [eduardo.rendon@cemex.com](mailto:eduardo.rendon@cemex.com)

## Material Contracts

On March 14, 2006, CEMEX, S.A.B. de C.V. registered a Ps5 billion revolving promissory note program (*programa dual revolvente de certificados bursátiles*) with the Mexican securities authority. CEMEX, S.A.B. de C.V. has subsequently increased the authorized amount under this program. On March 31, 2011, we received authorization from the Mexican securities authority for a Ps10 billion revolving promissory note program, which authorization is valid until March 31, 2016.

On December 18, 2006, CEMEX, through two special purpose vehicles, issued two tranches of fixed-to-floating rate callable Perpetual Debentures. C5 Capital (SPV) Limited issued U.S.\$350 million original principal amount of Perpetual Debentures under the first tranche, with the issuer having the option to redeem such Perpetual Debentures on December 31, 2011 and on each interest payment date thereafter, of which U.S.\$69 million principal amount were outstanding as of December 31, 2013 (excluding Perpetual Debentures held by us). C10 Capital (SPV) Limited issued U.S.\$900 million original principal amount of Perpetual Debentures under the second tranche, with the issuer having the option to redeem such Perpetual Debentures on December 31, 2016 and on each interest payment date thereafter, of which U.S.\$183 million principal amount were outstanding as of December 31, 2013 (excluding Perpetual Debentures held by us). Both tranches pay coupons denominated in U.S. Dollars at a fixed rate until the call date and at a floating rate thereafter. On February 12, 2007, CEMEX, through a special purpose vehicle, issued a third tranche of fixed-to-floating rate callable Debentures. C8 Capital (SPV) Limited issued U.S.\$750 million original principal amount of Perpetual Debentures under this third tranche, with the issuer having the option to redeem such Perpetual Debentures on December 31, 2014 and on each interest payment date thereafter, of which U.S.\$137 million principal amount were outstanding as of December 31, 2013 (excluding Perpetual Debentures held by us). This third tranche also pays coupons denominated in U.S. Dollars at a fixed rate until the call date and at a floating rate thereafter. On May 9, 2007, CEMEX, through a special purpose vehicle, issued a fourth tranche of fixed-to-floating rate callable Perpetual Debentures. C10-EUR Capital (SPV) Limited issued €730 million original principal amount of Perpetual Debentures under this fourth tranche, with the issuer having the option to redeem such Perpetual Debentures on June 30, 2017 and on each interest payment date thereafter, of which €64 million principal amount were outstanding as of December 31, 2013 (excluding Perpetual Debentures held by us). This fourth tranche pays coupons denominated in Euros at a fixed rate until the call date and at a floating rate thereafter. Due to their perpetual nature and optional deferral of coupons, these transactions, in accordance with IFRS, qualify as equity.

For a description of the material terms relating to the November 2019 Mandatory Convertible Mexican Peso Notes, see “Item 5—Operating and Financial Review and Prospects—Summary of Material Contractual Obligations and Commercial Commitments—November 2019 Mandatory Convertible Mexican Peso Notes.”

For a description of the material terms relating to the March 2015 Optional Convertible Subordinated U.S. Dollar Notes and the March 2016 and March 2018 Optional Convertible Subordinated U.S. Dollar Notes, see “Item 5—Operating and Financial Review and Prospects—Summary of Material Contractual Obligations and Commercial Commitments—Convertible Subordinated Notes.”

For a description of the material terms relating to the Credit Agreement and the Facilities Agreement, see “Item 5—Operating and Financial Review and Prospects—Liquidity and Capital Resources—Our Indebtedness.” In connection with our entry into the Facilities Agreement, we also entered into the related Ancillary Agreement, dated as of September 17, 2012, Irrevocable Administration Trust Agreement, dated as of September 17, 2012, USPP Note Purchase Agreement, dated as of September 17, 2012 and USPP Note Guarantee, dated as of September 17, 2012, as well as the Intercreditor Agreement, dated as of September 17, 2012, as amended on October 31, 2014, Dutch law Share Pledge, dated as of September 17, 2012, Swiss law Share Pledge, dated as of September 17, 2012, Spanish law Share Pledge, dated as of November 8, 2012, and Mexican law Security Trust Agreement, dated as of September 17, 2012, relating to the Collateral.

For a description of the material terms relating to the Senior Secured Notes, see “Item 5—Operating and Financial Review and Prospects—Summary of Material Contractual Obligations and Commercial Commitments—Senior Secured Notes.”

## Exchange Controls

See “Item 3—Key Information—Mexican Peso Exchange Rates.”

## Taxation

### *Mexican Tax Considerations*

#### *General*

The following is a summary of certain Mexican federal income tax considerations relating to the ownership and disposition of CEMEX, S.A.B. de C.V.’s CPOs or ADSs.

This summary is based on Mexican income tax law that is in effect on the date of this annual report, which is subject to change. This summary is limited to non-residents of Mexico, as defined below, who own CEMEX, S.A.B. de C.V.’s CPOs or ADSs. This summary does not address all aspects of Mexican income tax law. Holders are urged to consult their tax counsel as to the tax consequences that the purchase, ownership and disposition of CEMEX, S.A.B. de C.V.’s CPOs or ADSs, may have.

For purposes of Mexican taxation, an individual is a resident of Mexico if he or she has established his or her home in Mexico. If the individual also has a home in another country, he or she will be considered a resident of Mexico if his or her center of vital interests is in Mexico. Under Mexican law, an individual’s center of vital interests is in Mexico if, among other things:

- more than 50% of the individual’s total income in the relevant year comes from Mexican sources; or
- the individual’s main center of professional activities is in Mexico.

Mexican nationals that are employed by the Mexican government are deemed residents of Mexico, even if his or her center of vital interests is located outside of Mexico. Unless otherwise proven, Mexican nationals are deemed residents of Mexico for tax purposes.

A legal entity is a resident of Mexico if it is organized under the laws of Mexico or if it maintains the principal administration of its business or the effective location of its management in Mexico.

A Mexican citizen is presumed to be a resident of Mexico for tax purposes unless such person or entity can demonstrate otherwise. If a legal entity or an individual is deemed to have a permanent establishment in Mexico for tax purposes, all income attributable to such permanent establishment will be subject to Mexican taxes, in accordance with relevant tax provisions.

Individuals or legal entities that cease to be residents of Mexico must notify the tax authorities within 15 business days before their change of residency.

A non-resident of Mexico is a legal entity or individual that does not satisfy the requirements to be considered a resident of Mexico for Mexican federal income tax purposes.

#### *Taxation of Dividends*

Dividends from earnings generated before January 1, 2014, either in cash or in any other form, paid to non-residents of Mexico with respect to A shares or B shares represented by the CPOs (or in the case of holders who hold CPOs represented by ADSs), will not be subject to withholding tax in Mexico.

As a result of the enactment of certain tax provisions in Mexico, as of January 1, 2014, dividends in cash from identified pre-tax retained earnings generated after January 1, 2014 will be subject to a 10% withholding tax. This tax is considered as a definitive payment.

### *Disposition of CPOs or ADSs*

As a result of the enactment of certain tax provisions in Mexico, as of January 1, 2014, in the case of individuals, capital gains of shares issued by Mexican companies in the Mexican Stock Exchange will be subject to a 10% withholding tax which will be withheld by the intermediary acting as a withholding agent. If the individual is a tax resident in a country with a tax treaty in force with Mexico such individual will not be subject to any withholding tax.

Gains on the sale or disposition of CPOs by a holder who is a non-resident of Mexico will not be subject to any Mexican tax if the sale is carried out through the Mexican Stock Exchange or other recognized securities market, as determined by Mexican tax authorities. Gains realized on sales or other dispositions of CPOs by non-residents of Mexico made in other circumstances would be subject to Mexican income tax. However, gains on the sale or disposition of ADSs by a holder who is a non-resident of Mexico will not be subject to Mexican tax.

Under the terms of the Convention Between the United States and Mexico for Avoidance of Double Taxation and Prevention of Fiscal Evasion with Respect to Income Taxes, and a Protocol thereto, the Tax Treaty, gains obtained by a U.S. Shareholder eligible for benefits under the Tax Treaty on the disposition of CPOs will not generally be subject to Mexican tax, provided that such gains are not attributable to a permanent establishment of such U.S. Shareholder in Mexico and that the eligible U.S. Shareholder did not own, directly or indirectly, 25% or more of our outstanding stock during the 12-month period preceding the disposition. In the case of non-residents of Mexico eligible for the benefits of a tax treaty, gains derived from the disposition of ADSs or CPOs may also be exempt, in whole or in part, from Mexican taxation under a treaty to which Mexico is a party.

Deposits and withdrawals of ADSs will not give rise to any Mexican tax or transfer duties.

The term U.S. Shareholder shall have the same meaning ascribed below under the section “—U.S. Federal Income Tax Considerations.”

### *Estate and Gift Taxes*

There are no Mexican inheritance or succession taxes applicable to the ownership, transfer or disposition of ADSs or CPOs by holders that are non-residents of Mexico, although gratuitous transfers of CPOs may, in some circumstances, cause a Mexican federal tax to be imposed upon a recipient. There are no Mexican stamp, issue, registration or similar taxes or duties payable by holders of ADSs or CPOs.

### ***U.S. Federal Income Tax Considerations***

#### *General*

The following is a summary of certain U.S. federal income tax consequences relating to the ownership and disposition of CEMEX, S.A.B. de C.V.’s CPOs and ADSs.

This summary is based on provisions of the U.S. Internal Revenue Code, or the Code, of 1986, as amended, U.S. Treasury regulations promulgated under the Code, and administrative rulings, and judicial interpretations of the Code, all as in effect on the date of this annual report and all of which are subject to change, possibly retroactively. This summary is limited to U.S. Shareholders (as defined below) who hold our ADSs or CPOs, as the case may be, as capital assets. This summary does not discuss all aspects of U.S. federal income taxation that may be important to an investor in light of its individual circumstances, for example, an investor subject to special tax rules (e.g., banks, thrifts, real estate investment trusts, regulated investment companies, insurance companies, dealers in securities or currencies, expatriates, tax-exempt investors, persons who own 10% or more of our voting stock, or holders whose functional currency is not the Dollar or U.S. Shareholders who hold a CPO or an ADS as a position in a “straddle,” as part of a “synthetic security” or “hedge,” as part of a “conversion

transaction” or other integrated investment, or as other than a capital asset). In addition, this summary does not address any aspect of state, local or foreign taxation.

For purposes of this summary, a “U.S. Shareholder” means a beneficial owner of CPOs or ADSs, who is for U.S. federal income tax purposes:

- an individual citizen or resident of the United States;
- a corporation or other entity taxable as a corporation that is created or organized in the United States or under the laws of the United States or any political subdivision thereof;
- an estate the income of which is subject to U.S. federal income tax regardless of its source; or
- a trust that (i) is subject to the primary supervision of a court within the United States and the control of one or more U.S. persons are authorized to control all substantial decisions or (ii) has a valid election in effect under applicable U.S. Treasury regulations to be treated as a United States person.

If a partnership (including any entity arrangement treated as a partnership for U.S. federal income tax purposes) is the beneficial owner of CPOs or ADSs, the U.S. federal income tax treatment of a partner in such partnership will generally depend upon the status of the partner and the activities of the partnership. A partner in a partnership that is the beneficial owner of CPOs or ADSs should consult its tax advisor regarding the associated tax consequences.

U.S. Shareholders should consult their tax advisors as to the particular tax consequences to them under United States federal, state and local, and foreign laws relating to the ownership and disposition of CEMEX, S.A.B. de C.V.’s CPOs and ADSs.

#### *Ownership of CPOs or ADSs in general*

In general, for U.S. federal income tax purposes, U.S. Shareholders who own ADSs will be treated as the beneficial owners of the CPOs represented by those ADSs, and each CPO will represent a beneficial interest in two series A shares and one series B share.

#### *Taxation of distributions with respect to CPOs and ADSs*

A distribution of cash or property with respect to the series A shares or series B shares represented by CPOs, including CPOs represented by ADSs, generally will be treated as a dividend to the extent paid out of our current or accumulated earnings and profits, as determined under U.S. federal income tax principles, and will be includible in the gross income of a U.S. Shareholder as foreign source “passive” income on the date the distribution is received by the CPO trustee or successor thereof. Any such dividend will not be eligible for the dividends-received deduction allowed to corporate U.S. Shareholders. To the extent, if any, that the amount of any distribution by us exceeds our current and accumulated earnings and profits as determined under U.S. federal income tax principles, it will be treated first as a tax-free return of the U.S. Shareholder’s adjusted tax basis in the CPOs or ADSs, as applicable, and thereafter as capital gain.

The gross amount of any dividends paid in Mexican Pesos will be includible in the income of a U.S. Shareholder in a Dollar amount calculated by reference to the exchange rate in effect the day the Mexican Pesos are received by the CPO trustee or successor thereof whether or not the Mexican Pesos are converted into Dollars on that day. Generally, any gain or loss resulting from currency exchange fluctuations during the period from the date the dividend payment is includible in income to the date such payment is converted into Dollars will be treated as ordinary income or loss. Such gain or loss will generally be income from sources within the United States for foreign tax credit limitation purposes.

Dividend income is generally taxed as ordinary income. However, “qualified dividend income” received by U.S. Shareholders that are individuals (as well as certain trusts and estates) is generally eligible for preferential

U.S. federal income tax rates, provided that certain holding period requirements are met). “Qualified dividend income” includes dividends paid on shares of “qualified foreign corporations” if, among other things: (i) the shares of the foreign corporation are readily tradable on an established securities market in the United States, or (ii) the foreign corporation is eligible with respect to substantially all of its income for the benefits of a comprehensive income tax treaty with the United States which contains an exchange of information program.

We believe that we are a “qualified foreign corporation” because (i) the ADSs trade on the New York Stock Exchange and (ii) we are eligible for the benefits of the comprehensive income tax treaty between Mexico and the United States which includes an exchange of information program. Accordingly, we believe that any dividends we pay should constitute “qualified dividend income” for U.S. federal income tax purposes. We cannot assure you, however, that we will continue to be considered a “qualified foreign corporation” and that our dividends will continue to be “qualified dividend income.”

#### *Taxation of capital gains on disposition of CPOs or ADSs*

The sale, exchange, redemption, or other disposition of CPOs or ADSs will result in the recognition of gain or loss by a U.S. Shareholder for U.S. federal income tax purposes in an amount equal to the difference between the amount realized on the disposition and the U.S. Shareholder’s tax basis in the CPOs or ADSs, as applicable. Such gain or loss will be long-term capital gain or loss if the U.S. Shareholder’s holding period for the CPOs or ADSs exceeds one year at the time of disposition. Long-term capital gain recognized by a U.S. Shareholder that is an individual (as well as certain trusts and estates) upon the sale or exchange of CPOs or ADSs is generally eligible for preferential U.S. federal income tax rates. The deduction of capital losses is subject to limitations. Gain from the disposition of CPOs or ADSs generally will be treated as a U.S. source for foreign tax credit purposes; losses will generally be allocated against U.S. source income. Deposits and withdrawals of CPOs by U.S. Shareholders in exchange for ADSs will not result in the realization of gain or loss for U.S. federal income tax purposes.

#### *United States backup withholding and information reporting*

A U.S. Shareholder may, under certain circumstances, be subject to information reporting with respect to some payments to that U.S. Shareholder such as dividends or the proceeds of a sale or other disposition of the CPOs or ADSs. Backup withholding also may apply to amounts paid to such holder unless such holder (i) is a corporation or comes within certain exempt categories and demonstrates this fact when so required, or (ii) provides a correct taxpayer identification number and otherwise complies with applicable requirements of the backup withholding rules. Backup withholding is not an additional tax. Amounts withheld as backup withholding may be creditable against the U.S. Shareholder’s federal income tax liability, and the U.S. Shareholder may obtain a refund of any excess amounts withheld under the backup withholding rules by filing the appropriate claim for refund with the Internal Revenue Service (“IRS”) and timely furnishing any required information.

Pursuant to the Hiring Incentives to Restore Employment Act enacted on March 18, 2010, an individual U.S. Shareholder may be required to submit to the IRS certain information with respect to his or her beneficial ownership of CPOs or ADSs, unless such CPOs or ADSs are held on his or her behalf by a U.S. financial institution. The law also imposes penalties if an individual U.S. Shareholder is required to submit such information to the IRS and fails to do so. U.S. Shareholders should consult their tax advisors regarding the application of the new law in their particular circumstances.

#### **Documents on Display**

We are subject to the informational requirements of the Securities Exchange Act of 1934 and, in accordance with these requirements, file reports and information statements and other information with the SEC. These reports and information statements and other information filed by us with the SEC can be inspected and copied at the public reference room of the SEC at 100 F Street, N.E., Washington, D.C. 20549.



In reviewing the agreements included as exhibits to this annual report, please remember they are included to provide you with information regarding their terms and are not intended to provide any other factual or disclosure information about us or the other parties to the agreements.

The agreements may contain representations and warranties by each of the parties to the applicable agreement. These representations and warranties have been made solely for the benefit of the other parties to the applicable agreement and:

- should not in all instances be treated as categorical statements of fact, but rather as a way of allocating the risk to one of the parties if those statements prove to be inaccurate;
- have been qualified by disclosures that were made to the other party in connection with the negotiation of the applicable agreement, which disclosures are not necessarily reflected in the agreement;
- may apply standards of materiality in a way that is different from what may be viewed as material to you or other investors; and
- were made only as of the date of the applicable agreement or such other date or dates as may be specified in the agreement and are subject to more recent developments.

Accordingly, these representations and warranties may not describe the actual state of affairs as of the date they were made or at any other time.

**Item 11—Qualitative and Quantitative Disclosures About Market Risk**

See “Item 5—Operating and Financial Review and Prospects—Qualitative and Quantitative Market Disclosure—Our Derivative Financial Instruments.”

**Item 12—Description of Securities Other than Equity Securities**

**Item 12A—Debt Securities**

Not applicable.

**Item 12B—Warrants and Rights**

Not applicable.

**Item 12C—Other Securities**

Not applicable.

**Item 12D—American Depositary Shares**

**Depositary Fees and Charges**

Under the terms of the Deposit Agreement for CEMEX, S.A.B. de C.V.’s ADSs, an ADS holder may have to pay the following service fees to the depositary:

<u>Services</u>	<u>Fees</u>
Issuance of ADSs upon deposit of eligible securities . . . . .	Up to 5¢ per ADS issued.
Surrender of ADSs for cancellation and withdrawal of deposited securities . . . .	Up to 5¢ per ADS surrendered.
Exercise of rights to purchase additional ADSs . . . . .	Up to 5¢ per ADS issued.
Distribution of cash (i.e., upon sale of rights and other entitlements) . . . . .	Up to 2¢ per ADS held.

An ADS holder also is responsible to pay fees and expenses incurred by the ADS depository and taxes and governmental charges including, but not limited to:

- transfer and registration fees charged by the registrar and transfer agent for eligible and deposited securities, such as upon deposit of eligible securities and withdrawal of deposited securities;
- expenses incurred for converting foreign currency into Dollars;
- expenses for cable, telex and fax transmissions and for delivery of securities;
- expenses incurred in connection with compliance with exchange control regulations and other applicable regulatory requirements;
- fees and expenses incurred in connection with the delivery of deposited securities; and
- taxes and duties upon the transfer of securities, such as when eligible securities are deposited or withdrawn from deposit.

We have agreed to pay some of the other charges and expenses of the ADS depository. Note that the fees and charges that a holder of ADSs is required to pay may vary over time and may be changed by us and by the ADS depository. ADS holders will receive notice of the changes. The fees described above may be amended from time to time.

#### **Depository Payments for the year ended December 31, 2014**

In 2014, we received approximately U.S.\$1,784,828.31 (after applicable U.S. taxes) from our Depository Bank, Citibank, N.A., to reimburse us for contributions towards our investor relations activities (including but not limited to investor meetings, conferences, and fees to investor relations service vendors), and other miscellaneous expenses related to the listing of our ADSs on the NYSE.

## PART II

### **Item 13—Defaults, Dividend Arrearages and Delinquencies**

None.

### **Item 14—Material Modifications to the Rights of Security Holders and Use of Proceeds**

None.

### **Item 15—Controls and Procedures**

#### **Disclosure Controls and Procedures**

Our management has evaluated, with the participation of our Chief Executive Officer and Executive Vice President of Finance and Administration, the effectiveness of our disclosure controls and procedures (as defined in Rule 13a-15(e) under the Securities Exchange Act of 1934) as of the end of the period covered by this report, and has concluded that our disclosure controls and procedures were effective as of December 31, 2014.

#### **Management’s Annual Report on Internal Control Over Financial Reporting**

Our management is responsible for establishing and maintaining adequate internal control over financial reporting, (as defined in Rule 13a-15(f) under the Securities Exchange Act of 1934). Under the supervision and with the participation of our management, including our Chief Executive Officer and principal financial and accounting officers, we conducted an evaluation of the effectiveness of our internal control over financial reporting as of December 31, 2014 using criteria established in “Internal Control—Integrated Framework (2013)” issued by the Committee of Sponsoring Organizations of the Treadway Commission. Based on this evaluation, our management has concluded that internal control over financial reporting was effective as of December 31, 2014.

KPMG Cárdenas Dosal, S.C., the registered public accounting firm that audited our financial statements included elsewhere in this annual report, has issued an attestation report on our internal control over financial reporting, which is included in page F-3 of this report.

#### **Attestation Report of the Registered Public Accounting Firm**

KPMG Cárdenas Dosal, S.C.’s report on our internal control over financial reporting appears on page F-3 of this report, and is incorporated herein by reference.

#### **Changes in Internal Control Over Financial Reporting**

We have not identified changes in our internal control over financial reporting during 2014 that have materially affected, or are reasonably likely to materially affect, our internal control over financial reporting.

### **Item 16—[RESERVED]**

#### **Item 16A—Audit Committee Financial Expert**

Our board of directors has determined that it has at least one “audit committee financial expert” (as defined in Item 16A of Form 20-F) serving on its audit committee. Mr. José Manuel Rincón Gallardo meets the requisite qualifications.

#### **Item 16B—Code of Ethics**

We have adopted a written code of ethics that applies to all employees, including our principal executive officer, principal financial officer and principal accounting officer, to ensure that all of our employees abide by the same high standards of conduct in their daily interactions.

Our code of ethics provides the following main guidelines:

(i) Our purpose, mission and values: we look to build a better future through the creation of sustainable value by providing industry-leading products and solutions to satisfy the construction needs of our customers;

(ii) Our people and human rights: we believe our employees give us a competitive advantage; we foster an encouraging environment for individual growth acting pursuant to our principles and values;

(iii) Customer relations and fair dealing: we work to be our customers' best option and, to that end, conduct our business dealings fairly and professionally, and supply top-quality services and products as agreed with our customers; we and our employees make every possible effort to act in an innovative and proactive manner, exceeding our customers' expectations and anticipating their needs in order to ensure long and mutually beneficial relationships;

(iv) Supplier relations and fair dealing: our success depends on supplier relationships that are built on trust and mutual benefit; we try to always manage our supplier relationships with honesty, respect and integrity, offering equal opportunities to all parties;

(v) Government relations: our operations require a wide range of interactions with government agencies in many countries; these agencies may act as regulators, customers, suppliers, stockholders and/or promoters; we try to always conduct our interactions with these agencies consistent with our principles and values, with particular emphasis on honesty and respect;

(vi) Community relations: we are committed to promoting and contributing to the development of our communities by preserving the environment, fostering mutually beneficial relationships and maintaining open lines of communication;

(vii) Antitrust compliance: we are dedicated to conducting all of our business activities with the highest ethical standards; compliance with applicable laws, including antitrust legislation, is a fundamental part of our corporate values; we operate in many countries and are subject to different antitrust laws and regulations; therefore, our country managers must ensure that all of our business activities conform to local laws and regulations, and to our own policies;

(viii) Anti-bribery: we reject all forms of corruption; paying or receiving bribes is illegal and highly unethical, and can lead to severe consequences for all parties involved, including jail for individuals and harsh penalties to our company; we are committed to conducting our business with transparency and integrity, and try to ensure that all transactions comply with anti-bribery laws, including requirements to maintain complete and accurate books and records;

(ix) Preventing money laundering: we prohibit money laundering, understood as any transaction or series thereof undertaken to conceal the true origin of illicit funds or making them look as they have been obtained from legitimate activities;

(x) Conflicts of interest and corporate opportunities. our employees, officers and directors have an obligation to conduct themselves in an honest and ethical manner and to act in our best interest; our employees, officers and directors must avoid situations that present or could present a potential or actual conflict between their interests and our interests;

(xi) Gifts, services and other courtesies: we, our employees, officers and directors may not accept or give courtesies of any kind that may compromise, or appear to compromise, decision-making on current or future negotiations; it is forbidden to seek or condition a negotiation on any kind of gift, service or courtesy;

(xii) Environmental responsibility: managing our environmental footprint is an integral part of our business philosophy and, therefore, we are fully committed to carrying out our business activities in an environmentally responsible and sustainable manner to minimize the environmental implications of our activities;

(xiii) Political contributions and activities: we acknowledge and respect the right of our employees to participate in activities external to the company, such as politics, provided that they are legal and do not interfere with the employees' duties and responsibilities or in any way involve the company;

(xiv) Health and safety in the workplace: we give highest priority to preventing incidents and safeguarding the health and safety of our workforce and are fully committed to carrying out our business activities in a safe and efficient manner to care for the well-being of all those on our sites and those who may be impacted by our activities;

(xv) Confidential information: our employees must administer and handle confidential information in a responsible, safe, objective and legal manner;

(xvi) Financial controls and records: we seek to build credibility and trust with our stakeholders and try to communicate effectively with them so that they are provided with full and accurate information about our financial condition and results of operations; consequently, our employees, officers and directors must ensure, within the scope of their responsibilities and duties, that our financial records are accurate and our financial controls effective; we must also ensure that our reports and documents filed with or submitted to securities regulators, as well as all other public communications, include full, fair, accurate, timely and understandable disclosure; and

(xvii) Preservation of assets: the proper use and preservation of our tangible and intangible assets are essential to fulfill our mission.

We ensure awareness and enforcement of our code of ethics through our ethics committees, training programs, and secured internal communications channels. We periodically evaluate and update the provisions of our code of ethics.

You may view our code of ethics in the corporate governance section of our website ([www.cemex.com](http://www.cemex.com)), or you may request a copy of our code of ethics, at no cost, by writing to or telephoning us as follows:

CEMEX, S.A.B. de C.V.  
Avenida Ricardo Margáin Zozaya #325  
Colonia Valle del Campestre  
San Pedro Garza García, Nuevo León, México 66265.  
Attn: Luis Hernández  
Telephone: +52 81 8888-8888

#### **Item 16C—Principal Accountant Fees and Services**

*Audit Fees:* KPMG Cárdenas Dosal, S.C. in Mexico and KPMG firms worldwide charged us approximately Ps194 million in fiscal year 2014 in connection with the professional services rendered for the audit of our annual financial statements and services normally provided by them relating to statutory and regulatory filings or engagements. In fiscal year 2013, KPMG Cárdenas Dosal, S.C. in Mexico and KPMG firms worldwide billed us approximately Ps198 million for these services.

*Audit-Related Fees:* KPMG Cárdenas Dosal, S.C. in Mexico and KPMG firms worldwide billed us approximately Ps10 million in fiscal year 2014 for assurance and related services reasonably related to the performance of our audit. In fiscal year 2013, KPMG Cárdenas Dosal, S.C. in Mexico and KPMG firms worldwide charged us approximately Ps8 million for audit-related services.

*Tax Fees:* KPMG Cárdenas Dosal, S.C. in Mexico and KPMG firms worldwide charged us approximately Ps11 million in fiscal year 2014 for tax compliance, tax advice and tax planning. In fiscal year 2013, KPMG Cárdenas Dosal, S.C. in Mexico and KPMG firms worldwide billed us approximately Ps14 million for tax-related services.

*All Other Fees:* KPMG Cárdenas Dosal, S.C. in Mexico and KPMG firms worldwide billed us Ps27 million in fiscal year 2014 for products and services other than those comprising audit fees, audit-related fees and tax fees. In fiscal year 2013, KPMG Cárdenas Dosal, S.C. in Mexico and KPMG firms worldwide charged us approximately Ps26 million for products and services in this category. These fees relate mainly to services provided by KPMG to us with respect to our due diligence activities around the world.

#### **Audit Committee Pre-Approval Policies and Procedures**

Our audit committee is responsible, among other things, for the appointment, compensation and oversight of our external auditors. To assure the independence of our independent auditors, our audit committee pre-approves annually a catalog of specific audit and non-audit services in the categories Audit Services, Audit-Related Services, Tax-Related Services, and Other Services that may be performed by our auditors, as well as the budgeted fee levels for each of these categories. All other permitted services must receive a specific approval from our audit committee. Our external auditor periodically provides a report to our audit committee in order for our audit committee to review the services that our external auditor is providing, as well as the status and cost of those services.

During 2014, there were no services provided to us by our external auditors that were performed pursuant to the de minimis exception.

#### **Item 16D—Exemptions from the Listing Standards for Audit Committees**

Not applicable.

#### **Item 16E—Purchases of Equity Securities by the Issuer and Affiliated Purchasers**

Not applicable.

#### **Item 16F—Change in Registrant’s Certifying Accountant**

Not applicable.

#### **Item 16G—Corporate Governance**

Section 303A.11 of the NYSE Listed Company Manual (“LCM”) requires that listed foreign private issuers, such as CEMEX, disclose any significant ways in which their corporate governance practices differ from those followed by U.S. companies under NYSE listing standards.

CEMEX’s corporate governance practices are governed by its by-laws, by the corporate governance provisions set forth in the Ley del Mercado de Valores (the “Mexican Securities Market Law”), the Circular de Emisoras (the “Mexican Regulation for Issuers”) issued by the Comisión Nacional Bancaria y de Valores (the “Mexican Banking and Securities Commission”) and the Reglamento Interior de la Bolsa Mexicana de Valores (the “Mexican Stock Exchange Rules”) (the Mexican Securities Market Law, the Mexican Regulation for Issuers and the Mexican Stock Exchange Rules, collectively the “Mexican Laws and Regulations”), and by applicable U.S. securities laws. CEMEX is also subject to the rules of the NYSE to the extent they apply to foreign private issuers. Except for those specific rules, foreign private issuers are permitted to follow home country practice in lieu of the provisions of Section 303A of the LCM.

CEMEX, on a voluntary basis, also complies with the Código de Mejores Prácticas Corporativas (the “Mexican Code of Best Corporate Practices”) as indicated below, which was promulgated by a committee established by the Consejo Coordinador Empresarial (“Mexican Corporate Coordination Board”). The Mexican Corporate Coordination Board provides recommendations for better corporate governance practices for listed companies in Mexico, and the Mexican Code of Best Corporate Practices has been endorsed by the Mexican Banking and Securities Commission.

The following is a summary of significant ways in which our corporate governance practices differ from those required to be followed by U.S. domestic companies under the NYSE's listing standards.

**NYSE LISTING STANDARDS**

**CEMEX CORPORATE GOVERNANCE PRACTICE**

**303A.01**

Listed companies must have a majority of independent directors.

Pursuant to the Mexican securities market law, CEMEX, S.A.B. de C.V. is required to have a board of directors with a maximum of 21 members, 25% of whom must be independent. Determination as to the independence of CEMEX, S.A.B. de C.V.'s directors is made upon their election by CEMEX, S.A.B. de C.V.'s shareholders at the corresponding meeting. Currently, CEMEX, S.A.B. de C.V.'s Board of Directors has 13 members, of which more than 25% are independent under the Mexican Securities Market Law.

The Mexican Securities Market Law sets forth, in article 26, the definition of "independence," which differs from the one set forth in Section 303A.02 of the LCM. Generally, under the Mexican Securities Market Law, a director is not independent if such director is an employee or officer of the company or its subsidiaries; an individual that has significant influence over the company or its subsidiaries; a shareholder that is part of a group that controls the company; or, if there exist certain relationships between a company and a director, entities with which the director is associated or family members of the director.

**303A.03**

Non-management directors must meet at regularly executive sessions without management.

Under CEMEX, S.A.B. de C.V.'s by-laws and the Mexican Laws and Regulations, our non-management and independent directors are not required to meet in executive sessions. Our Board of Directors must meet at least once every three months.

**303A.04**

Listed companies must have a nominating/corporate governance committee composed of independent directors.

Under CEMEX, S.A.B. de C.V.'s by-laws and the Mexican Laws and Regulations, we are not required to have a nominating committee. We do not have such a committee.

Our Corporate Practices and Finance Committee operates pursuant to the provisions of the Mexican securities market law and CEMEX, S.A.B. de C.V.'s by-laws. Our Corporate Practices and Finance Committee is composed of 4 independent directors.

Our Corporate Practices and Finance Committee is responsible for evaluating the performance of our executive officers; reviewing related party transactions; reviewing the compensation paid to executive officers; evaluating any waivers granted to directors or executive officers for their taking of corporate opportunities; and carrying out the activities described under Mexican law.

Our Corporate Practices and Finance Committee meets as required by CEMEX, S.A.B. de C.V.'s by-laws and by the Mexican Laws and Regulations.

**303A.05**

Listed companies must have a compensation committee composed of independent directors. Compensation committee members must satisfy additional independence requirements specific to compensation committee membership.

Under CEMEX, S.A.B. de C.V.'s by-laws and the Mexican Laws and Regulations, we are not required to have a compensation committee. We do not have such committee.

**303A.06**

Listed companies must have an audit committee that satisfies the requirements of Rule 10A-3 under the Exchange Act.

CEMEX, S.A.B. de C.V.'s Audit Committee operates pursuant to the provisions of the Mexican Securities Market Law and CEMEX, S.A.B. de C.V.'s by-laws.

CEMEX, S.A.B. de C.V.'s Audit Committee is composed of 4 members. According to CEMEX, S.A.B. de C.V.'s by-laws, all of the members must be independent.

CEMEX, S.A.B. de C.V.'s Audit Committee is responsible for evaluating the company's internal controls and procedures, identifying any material deficiencies it finds; following up with any corrective or preventive measures adopted with respect to the non-compliance with the operation and accounting guidelines and policies; evaluating the performance of the external auditors; describing and valuating those non-audit services rendered by the external auditor; reviewing the company's financial statements; assessing the effects of any modifications to the accounting policies approved during a fiscal year; overseeing measures adopted as result of any observations made by shareholders, directors, executive officers, employees or any third parties with respect to accounting, internal controls and internal and external audit, as well as any complaints regarding irregularities on management, including anonymous and confidential methods for addressing concerns raised by employees; assuring the execution of resolutions adopted at shareholders' or board of directors' meetings.

CEMEX, S.A.B. de C.V.'s Board of Directors has determined that it has an "audit committee financial expert," for purposes of the Sarbanes-Oxley Act of 2002, serving on its Audit Committee.

CEMEX, S.A.B. de C.V.'s Audit Committee meets as required by CEMEX, S.A.B. de C.V.'s by-laws and by the Mexican Laws and Regulations.

**303A.09**

Listed companies must adopt and disclose corporate governance guidelines.

Under CEMEX, S.A.B. de C.V.'s by-laws and the Mexican Laws and Regulations, we are not required to adopt corporate governance guidelines, but, on an annual basis, we file a report with the Mexican Stock Exchange regarding our compliance with the Mexican Code of Best Corporate Practices.



**303A.10**

Listed companies must adopt and disclose a code of business conduct and ethics for directors, officers and employees, and promptly disclose any waivers of the code for directors or executive officers.

CEMEX, S.A.B. de C.V. has adopted a written code of ethics that applies to all of our employees, including our principal executive officer, principal financial officer and principal accounting officer.

**Equity compensation plans**

Equity compensation plans require shareholder approval, subject to limited exemptions.

Shareholder approval is not expressly required under CEMEX, S.A.B. de C.V.'s by-laws for the adoption and amendment of an equity compensation plan. However, on our annual shareholders' meeting held on February 23, 2012, CEMEX, S.A.B. de C.V.'s shareholders resolved to extend our current stock program for our employees, officers and administrators until December 31, 2018.

**Item 16H—Mine Safety Disclosure**

The information concerning mine safety violations and other regulatory matters required by Section 1503(a) of the Dodd-Frank Wall Street Reform and Consumer Protection Act is included in Exhibit 15.1 to this annual report on Form 20-F.

## PART III

### **Item 17—Financial Statements**

Not applicable.

### **Item 18—Financial Statements**

See pages F-1 through F-108, incorporated herein by reference.

### **Item 19—Exhibits**

- 1.1 Amended and Restated By-laws of CEMEX, S.A.B. de C.V.(a)
- 2.1 Form of Trust Agreement between CEMEX, S.A.B. de C.V., as founder of the trust, and Banco Nacional de México, S.A. regarding the CPOs.(b)
  - 2.1.1 English Translation of Amendment Agreement to the Trust Agreement dated November 21, 2002, between CEMEX, S.A.B. de C.V., as founder of the trust, and Banco Nacional de México, S.A. regarding the CPOs.(c)
  - 2.1.2 English Translation of Amendment Agreement to the Trust Agreement dated January 8, 2007, between CEMEX, S.A.B. de C.V., as founder of the trust, and Banco Nacional de México, S.A. regarding the CPOs.(i)
  - 2.1.3 English Translation of Amendment Agreement to the Trust Agreement dated September 23, 2014, between CEMEX, S.A.B. de C.V., as founder of the trust, and Banco Nacional de México, S.A. regarding the CPOs.(k)
  - 2.1.4 English Translation of Amended and Restated Agreement to the Trust Agreement dated November 27, 2014, between CEMEX, S.A.B. de C.V., as founder of the trust, and Banco Nacional de México, S.A. regarding the CPOs.(k)
- 2.2 Form of CPO Certificate.(i)
- 2.3 Form of Second Amended and Restated Deposit Agreement (A and B share CPOs), dated August 10, 1999, among CEMEX, S.A.B. de C.V., Citibank, N.A. and holders and beneficial owners of American Depositary Shares.(b)
  - 2.3.1 Amendment No. 1 to the Second Amended and Restated Deposit Agreement, dated as of July 1, 2005, by and among CEMEX, S.A.B. de C.V., Citibank, N.A., as Depositary, and all holders and beneficial owners from time to time of American Depositary Shares evidenced by American Depositary Receipts issued thereunder, including the form of ADR attached thereto.(e)
  - 2.3.2 Letter Agreement, dated October 12, 2007, by and between CEMEX, S.A.B. de C.V. and Citibank, N.A., as Depositary, supplementing the Second Amended and Restated Deposit Agreement, as amended, to enable the Depositary to establish a direct registration system for the ADSs.(e)
  - 2.3.3 Letter Agreement, dated March 30, 2010 by and between CEMEX, S.A.B. de C.V. and Citibank, N.A., as Depositary, supplementing the Second Amended and Restated Deposit Agreement, as amended, to set forth the terms upon which CEMEX, S.A.B. de C.V. is to deposit CPOs upon conversion of the 4.875% Subordinated Convertible Notes due 2015, and the Depositary is to issue ADSs upon deposit of such CPOs.(j)
  - 2.3.4 Letter Agreement, dated March 30, 2010 by and between CEMEX, S.A.B. de C.V. and Citibank, N.A., as Depositary, supplementing the Second Amended and Restated Deposit Agreement, as amended, to set forth the terms upon which CEMEX, S.A.B. de C.V. is to establish a restricted ADS series.(j)

- 2.3.5 Letter Agreement, dated March 15, 2011 by and between CEMEX, S.A.B. de C.V. and Citibank, N.A., as Depositary, supplementing the Second Amended and Restated Deposit Agreement, as amended, to set forth the terms upon which CEMEX, S.A.B. de C.V. is to deposit CPOs upon conversion of the 3.25% Subordinated Convertible Notes due 2016 and 3.75% Subordinated Convertible Notes due 2018, and the Depositary is to issue ADSs upon deposit of such CPOs.(j)
- 2.3.6 Letter Agreement, dated March 15, 2011 by and between CEMEX, S.A.B. de C.V. and Citibank, N.A., as Depositary, supplementing the Second Amended and Restated Deposit Agreement, as amended, to set forth the terms upon which CEMEX, S.A.B. de C.V. is to establish a restricted ADS series.(j)
- 2.3.7 Letter Agreement, dated February 11, 2015 by and between CEMEX, S.A.B. de C.V. and Citibank, N.A., as Depositary, supplementing the Second Amended and Restated Deposit Agreement, as amended, to set forth the terms upon which CEMEX, S.A.B. de C.V. is to establish a restricted ADS series.(j)
- 2.4 Form of American Depositary Receipt evidencing American Depositary Shares.(h)
- 2.5 Form of Certificate for shares of Series A Common Stock of CEMEX, S.A.B. de C.V.(i)
- 2.6 Form of Certificate for shares of Series B Common Stock of CEMEX, S.A.B. de C.V.(i)
- 4.1 Note Indenture, dated as of December 18, 2006, by and among New Sunward Holding Financial Ventures B.V., as issuer, and CEMEX, S.A.B. de C.V., CEMEX México, S.A. de C.V., and New Sunward Holding B.V., as guarantors and the Bank of New York, as trustee, relating to New Sunward Holding Financial Ventures B.V.'s U.S.\$350,000,000 aggregate principal amount of Callable Perpetual Dual-Currency Notes.(e)
- 4.1.1 First Supplemental Note Indenture, dated as of August 10, 2009, by and among New Sunward Holding Financial Ventures B.V., as issuer, and CEMEX, S.A.B. de C.V., CEMEX México, S.A. de C.V., and New Sunward Holding B.V., as guarantors and the Bank of New York, as trustee, supplementing the Note Indenture, dated as of December 18, 2006, among New Sunward Holding Financial Ventures B.V., as issuer, CEMEX, S.A.B. de C.V., CEMEX México, S.A. de C.V. and New Sunward Holding B.V., as guarantors, and The Bank of New York Mellon, as trustee, relating to New Sunward Holding Financial Ventures B.V.'s U.S.\$350,000,000 aggregate principal amount of Callable Perpetual Dual-Currency Notes.(e)
- 4.1.2 Second Supplemental Note Indenture, dated as of May 12, 2010, by and among New Sunward Holding Financial Ventures B.V., as issuer, CEMEX, S.A.B. de C.V., CEMEX México, S.A. de C.V. and New Sunward Holding B.V., as guarantors, The Bank of New York Mellon, as trustee, Swap 5 Capital (SPV) Limited and C5 Capital (SPV) Limited., supplementing the Note Indenture, dated as of December 18, 2006, among New Sunward Holding Financial Ventures B.V., as issuer, CEMEX, S.A.B. de C.V., CEMEX México, S.A. de C.V. and New Sunward Holding B.V., as guarantors, and The Bank of New York Mellon, as trustee, relating to New Sunward Holding Financial Ventures B.V.'s U.S.\$350,000,000 aggregate principal amount of Callable Perpetual Dual-Currency Notes.(e)
- 4.2 Note Indenture, dated as of December 18, 2006, by and among New Sunward Holding Financial Ventures B.V., as issuer, and CEMEX, S.A.B. de C.V., CEMEX México, S.A. de C.V., and New Sunward Holding B.V., as guarantors and the Bank of New York, as trustee, relating to New Sunward Holding Financial Ventures B.V.'s U.S.\$900,000,000 aggregate principal amount of Callable Perpetual Dual-Currency Notes.(e)
- 4.2.1 First Supplemental Note Indenture, dated as of August 10, 2009, by and among New Sunward Holding Financial Ventures B.V., as issuer, and CEMEX, S.A.B. de C.V., CEMEX México, S.A. de C.V., and New Sunward Holding B.V., as guarantors and the Bank of New York, as trustee, supplementing the Note Indenture, dated as of December 18, 2006, among New Sunward Holding Financial Ventures B.V., as issuer, CEMEX, S.A.B. de C.V., CEMEX México, S.A. de C.V. and New Sunward Holding B.V., as guarantors, and The Bank of New York Mellon, as trustee, relating to New Sunward Holding Financial Ventures B.V.'s U.S.\$900,000,000 aggregate principal amount of Callable Perpetual Dual-Currency Notes.(e)

- 4.2.2 Second Supplemental Note Indenture, dated as of May 12, 2010, by and among New Sunward Holding Financial Ventures B.V., as issuer, CEMEX, S.A.B. de C.V., CEMEX México, S.A. de C.V. and New Sunward Holding B.V., as guarantors, The Bank of New York Mellon, as trustee, Swap 10 Capital (SPV) Limited and C10 Capital (SPV) Limited., supplementing the Note Indenture, dated as of December 18, 2006, among New Sunward Holding Financial Ventures B.V., as issuer, CEMEX, S.A.B. de C.V., CEMEX México, S.A. de C.V. and New Sunward Holding B.V., as guarantors, and The Bank of New York Mellon, as trustee, relating to New Sunward Holding Financial Ventures B.V.'s U.S.\$900,000,000 aggregate principal amount of Callable Perpetual Dual-Currency Notes.(e)
- 4.3 Note Indenture, dated as of February 12, 2007, by and among New Sunward Holding Financial Ventures B.V., as issuer, and CEMEX, S.A.B. de C.V., CEMEX México, S.A. de C.V., and New Sunward Holding B.V., as guarantors and the Bank of New York, as trustee, relating to New Sunward Holding Financial Ventures B.V.'s U.S.\$750,000,000 aggregate principal amount of Callable Perpetual Dual-Currency Notes.(e)
- 4.3.1 First Supplemental Note Indenture, dated as of August 10, 2009, by and among New Sunward Holding Financial Ventures B.V., as issuer, and CEMEX, S.A.B. de C.V., CEMEX México, S.A. de C.V., and New Sunward Holding B.V., as guarantors and the Bank of New York, as trustee, supplementing the Note Indenture, dated as of February 12, 2007, among New Sunward Holding Financial Ventures B.V., as issuer, CEMEX, S.A.B. de C.V., CEMEX México, S.A. de C.V. and New Sunward Holding B.V., as guarantors, and The Bank of New York Mellon, as trustee, relating to New Sunward Holding Financial Ventures B.V.'s U.S.\$750,000,000 aggregate principal amount of Callable Perpetual Dual-Currency Notes.(e)
- 4.3.2 Second Supplemental Note Indenture, dated as of May 12, 2010, by and among New Sunward Holding Financial Ventures B.V., as issuer, CEMEX, S.A.B. de C.V., CEMEX México, S.A. de C.V. and New Sunward Holding B.V., as guarantors, The Bank of New York Mellon, as trustee, Swap 8 Capital (SPV) Limited and 8 Capital (SPV) Limited., supplementing the Note Indenture, dated as of February 12, 2007, among New Sunward Holding Financial Ventures B.V., as issuer, CEMEX, S.A.B. de C.V., CEMEX México, S.A. de C.V. and New Sunward Holding B.V., as guarantors, and The Bank of New York Mellon, as trustee, relating to New Sunward Holding Financial Ventures B.V.'s U.S.\$750,000,000 aggregate principal amount of Callable Perpetual Dual-Currency Notes.(e)
- 4.4 Note Indenture, dated as of May 9, 2007, by and among New Sunward Holding Financial Ventures B.V., as issuer, and CEMEX, S.A.B. de C.V., CEMEX México, S.A. de C.V., and New Sunward Holding B.V., as guarantors and the Bank of New York, as trustee, relating to New Sunward Holding Financial Ventures B.V.'s U.S. €730,000,000 Callable Perpetual Dual-Currency Notes.(e)
- 4.4.1 First Supplemental Note Indenture, dated as of August 10, 2009, by and among New Sunward Holding Financial Ventures B.V., as issuer, and CEMEX, S.A.B. de C.V., CEMEX México, S.A. de C.V., and New Sunward Holding B.V., as guarantors and the Bank of New York, as trustee, supplementing the Note Indenture, dated as of May 9, 2007, among New Sunward Holding Financial Ventures B.V., as issuer, CEMEX, S.A.B. de C.V., CEMEX México, S.A. de C.V. and New Sunward Holding B.V., as guarantors, and The Bank of New York Mellon, as trustee, relating to New Sunward Holding Financial Ventures B.V.'s U.S. €730,000,000 Callable Perpetual Dual-Currency Notes.(e)
- 4.4.2 Second Supplemental Note Indenture, dated as of May 12, 2010, by and among New Sunward Holding Financial Ventures B.V., as issuer, CEMEX, S.A.B. de C.V., CEMEX México, S.A. de C.V. and New Sunward Holding B.V., as guarantors, The Bank of New York Mellon, as trustee, Swap C10-EUR Capital (SPV) Limited and C10-EUR Capital (SPV) Limited., supplementing the Note Indenture, dated as of February 12, 2007, among New Sunward Holding Financial Ventures B.V., as issuer, CEMEX, S.A.B. de C.V., CEMEX México, S.A. de C.V. and New Sunward Holding B.V., as guarantors, and The Bank of New York Mellon, as trustee, relating to New Sunward Holding Financial Ventures B.V.'s U.S. €730,000,000 Callable Perpetual Dual-Currency Notes.(e)

- 4.5 Indenture, dated as of December 10, 2009, by and among CEMEX, S.A.B. de C.V., as issuer, Banco Mercantil del Norte, Sociedad Anónima, Institución de Banca Múltiple, Grupo Financiero Banorte, as common representative and calculation agent, in connection with the issuance of Mandatory Convertible Bonds.(e)
- 4.6 Indenture, dated as of May 12, 2010, among CEMEX España, acting through its Luxembourg branch, as issuer, the Note Guarantors party thereto and The Bank of New York Mellon, as trustee, in connection with the issuance of U.S.\$1,067,665,000 aggregate principal amount of 9.25% U.S. Dollar-Denominated Senior Secured Notes Due 2020 and €115,346,000 aggregate principal amount of the 8.875% Euro-Denominated Senior Secured Notes Due 2017.(h)
- 4.6.1 Supplemental Indenture No. 1, dated as of September 17, 2012, among CEMEX España, acting through its Luxembourg branch, as issuer, the Note Guarantors party thereto and The Bank of New York Mellon, as trustee, relating to its 9.25% U.S. Dollar-Denominated Senior Secured Notes Due 2020 and 8.875% Euro-Denominated Senior Secured Notes Due 2017.(h)
- 4.6.2 Supplemental Indenture No. 2, dated as of March 25, 2013, among CEMEX España, acting through its Luxembourg branch, as issuer, the Note Guarantors party thereto and The Bank of New York Mellon, as trustee, relating to its 9.25% U.S. Dollar-Denominated Senior Secured Notes Due 2020 and 8.875% Euro-Denominated Senior Secured Notes Due 2017.(h)
- 4.6.3 Supplemental Indenture No. 3, dated as of June 6, 2013, among CEMEX España, acting through its Luxembourg branch, as issuer, the Note Guarantors party thereto and The Bank of New York Mellon, as trustee, relating to its 9.25% U.S. Dollar-Denominated Senior Secured Notes Due 2020 and 8.875% Euro-Denominated Senior Secured Notes Due 2017.(i)
- 4.6.4 Supplemental Indenture No. 4, dated as of April 1, 2014, among CEMEX España, acting through its Luxembourg branch, as issuer, the Note Guarantors party thereto and The Bank of New York Mellon, as trustee, relating to its 9.25% U.S. Dollar-Denominated Senior Secured Notes Due 2020 and 8.875% Euro-Denominated Senior Secured Notes Due 2017.(i)
- 4.7 Master Terms and Conditions Agreement, dated March 9, 2011, by and between Citibank, N.A. and CEMEX, S.A.B. de C.V., relating to the capped call transaction entered into in connection with issuance by CEMEX, S.A.B. de C.V. of U.S.\$800,000,000 aggregate principal amount of 3.25% Convertible Subordinated Notes due 2016.(f)
- 4.8 Master Terms and Conditions Agreement, dated March 9, 2011, by and between JPMorgan Chase Bank, National Association, London Branch and CEMEX, S.A.B. de C.V., relating to the capped call transaction entered into in connection with issuance by CEMEX, S.A.B. de C.V. of U.S.\$800,000,000 aggregate principal amount of 3.25% Convertible Subordinated Notes due 2016.(f)
- 4.9 Master Terms and Conditions Agreement, dated March 9, 2011, by and between BNP Paribas and CEMEX, S.A.B. de C.V., relating to the capped call transaction entered into in connection with issuance by CEMEX, S.A.B. de C.V. of U.S.\$600,000,000 aggregate principal amount of 3.75% Convertible Subordinated Notes due 2018.(f)
- 4.10 Master Terms and Conditions Agreement, dated March 9, 2011, by and between Bank of America, N.A. and CEMEX, S.A.B. de C.V., relating to the capped call transaction entered into in connection with issuance by CEMEX, S.A.B. de C.V. of U.S.\$800,000,000 aggregate principal amount of 3.25% Convertible Subordinated Notes due 2016 and U.S.\$600,000,000 aggregate principal amount of 3.75% Convertible Subordinated Notes due 2018.(f)
- 4.11 Master Terms and Conditions Agreement, dated March 9, 2011, by and between The Royal Bank of Scotland plc and CEMEX, S.A.B. de C.V., relating to the capped call transaction entered into in connection with issuance by CEMEX, S.A.B. de C.V. of U.S.\$800,000,000 aggregate principal amount of 3.25% Convertible Subordinated Notes due 2016.(f)

- 4.12 Master Terms and Conditions Agreement, dated March 9, 2011, by and between HSBC Bank USA, National Association and CEMEX, S.A.B. de C.V., relating to the capped call transaction entered into in connection with issuance by CEMEX, S.A.B. de C.V. of U.S.\$800,000,000 aggregate principal amount of 3.25% Convertible Subordinated Notes due 2016.(f)
- 4.13 Master Terms and Conditions Agreement, dated March 9, 2011, by and between Banco Santander, S.A. and CEMEX, S.A.B. de C.V., relating to the capped call transaction entered into in connection with issuance by CEMEX, S.A.B. de C.V. of U.S.\$800,000,000 aggregate principal amount of 3.25% Convertible Subordinated Notes due 2016 and U.S.\$600,000,000 aggregate principal amount of 3.75% Convertible Subordinated Notes due 2018.(f)
- 4.14 Indenture, dated as of March 15, 2011, CEMEX, S.A.B. de C.V., as issuer, The Bank of New York Mellon, as trustee, and The Bank of New York Mellon S.A., Institución de Banca Múltiple, as Mexican trustee, in connection with the issuance of U.S.\$977,500,000 aggregate principal amount of 3.25% Convertible Subordinated Notes due 2016.(i)
- 4.15 Indenture, dated as of March 15, 2011, CEMEX, S.A.B. de C.V., as issuer, The Bank of New York Mellon, as trustee, and The Bank of New York Mellon S.A., Institución de Banca Múltiple, as Mexican trustee, in connection with the issuance of U.S.\$690,000,000 aggregate principal amount of 3.75% Convertible Subordinated Notes due 2018.(i)
- 4.16 Indenture, dated as of April 5, 2011, among CEMEX, S.A.B de C.V., as issuer, the Note Guarantors party thereto and The Bank of New York Mellon, as trustee, in connection with the issuance of U.S.\$800,000,000 aggregate principal amount of Floating Rate Senior Secured Notes due 2015.(f)
- 4.16.1 Supplemental Indenture No. 1, dated as of September 17, 2012, among CEMEX, S.A.B de C.V., as issuer, the Note Guarantors party thereto and The Bank of New York Mellon, as trustee, relating to its Floating Rate Senior Secured Notes due 2015.(h)
- 4.16.2 Supplemental Indenture No. 2, dated as of March 25, 2013, among CEMEX, S.A.B de C.V., as issuer, the Note Guarantors party thereto and The Bank of New York Mellon, as trustee, relating to its Floating Rate Senior Secured Notes due 2015.(h)
- 4.16.3 Supplemental Indenture No. 3, dated as of June 6, 2013, among CEMEX, S.A.B de C.V., as issuer, the Note Guarantors party thereto and The Bank of New York Mellon, as trustee, relating to its Floating Rate Senior Secured Notes due 2015.(i)
- 4.16.4 Supplemental Indenture No. 4, dated as of April 1, 2014, among CEMEX, S.A.B de C.V., as issuer, the Note Guarantors party thereto and The Bank of New York Mellon, as trustee, relating to its Floating Rate Senior Secured Notes due 2015.(i)
- 4.17 Indenture, dated as of March 28, 2012, among CEMEX España, acting through its Luxembourg branch, as issuer, the Note Guarantors party thereto and The Bank of New York Mellon, as trustee, in connection with the issuance of U.S.\$703,861,000 aggregate principal amount of 9.875% U.S. Dollar-Denominated Senior Secured Notes due 2019 and €179,219,000 aggregate principal amount of 9.875% Euro-Denominated Senior Secured Notes due 2019.(g)
- 4.17.1 Supplemental Indenture No. 1, dated as of September 17, 2012, among CEMEX España, acting through its Luxembourg branch, as issuer, the Note Guarantors party thereto and The Bank of New York Mellon, as trustee, relating to its 9.875% U.S. Dollar-Denominated Senior Secured Notes due 2019 and 9.875% Euro-Denominated Senior Secured Notes due 2019.(h)
- 4.17.2 Supplemental Indenture No. 2, dated as of March 25, 2013, among CEMEX España, acting through its Luxembourg branch, as issuer, the Note Guarantors party thereto and The Bank of New York Mellon, as trustee, relating to its 9.875% U.S. Dollar-Denominated Senior Secured Notes due 2019 and 9.875% Euro-Denominated Senior Secured Notes due 2019.(h)
- 4.17.3 Supplemental Indenture No. 3, dated as of June 6, 2013, among CEMEX España, acting through its Luxembourg branch, as issuer, the Note Guarantors party thereto and The Bank of New York Mellon, as trustee, relating to its 9.875% U.S. Dollar-Denominated Senior Secured Notes due 2019 and 9.875% Euro-Denominated Senior Secured Notes due 2019.(i)

- 4.17.4 Supplemental Indenture No. 4, dated as of April 1, 2014, among CEMEX España, acting through its Luxembourg branch, as issuer, the Note Guarantors party thereto and The Bank of New York Mellon, as trustee, relating to its 9.875% U.S. Dollar-Denominated Senior Secured Notes due 2019 and 9.875% Euro-Denominated Senior Secured Notes due 2019.(i)
- 4.18 Facilities Agreement for CEMEX, S.A.B. de C.V. and certain of its subsidiaries, dated September 17, 2012, with the financial institutions, noteholders and other entities named therein as Original Creditors and Citibank International plc acting as Agent and Wilmington Trust (London) Limited acting as Security Agent.(h)
- 4.18.1 Amendment Agreement, dated October 16, 2013, between CEMEX, S.A.B. de C.V., acting for itself and as agent on behalf of each other Obligor, and Citibank International plc, acting for itself and as Agent on behalf of the Finance Parties, relating to the Facilities Agreement.(i)
- 4.18.2 Amendment Agreement, dated October 31, 2014, between CEMEX, S.A.B de C.V., acting for itself and as agent on behalf of each other Obligor, and Citibank International plc, acting for itself and as Agent on behalf of the Finance Parties, relating to the Facilities Agreement.(k)
- 4.19 Intercreditor Agreement, dated September 17, 2012, by and among Citibank International plc, as Facilities Agent, The Facilities Agreement Creditors (as named therein), CEMEX, S.A.B. de C.V. and certain of its subsidiaries, as Original Borrowers, Original Guarantors and Original Security Providers and Intra-Group Lenders, Wilmington Trust (London) Limited, acting as Security Agent, and others.(h)
- 4.19.1 Amendment Agreement, dated October 31, 2014, by and among Citibank International plc, as Facilities Agent, The Facilities Agreement Creditors (as named therein), CEMEX, S.A.B. de C.V. and certain of its subsidiaries, as Original Borrowers, Original Guarantors and Original Security Providers and Intra-Group Lenders, Wilmington Trust (London) Limited, acting as Security Agent, and others.(k)
- 4.20 Dutch law Share Pledge over the registered shares in New Sunward Holding B.V., dated September 17, 2012, between Corporación Gouda S.A. de C.V., Mexcement Holdings, S.A. de C.V., CEMEX International Finance Company and CEMEX TRADEMARKS HOLDING Ltd. (as Pledgors) and Wilmington Trust (London) Limited (as Pledgee).(h)
- 4.21 Swiss law Share Pledge over 1,938,958,014 shares in CEMEX TRADEMARKS HOLDING Ltd., dated September 17, 2012, between CEMEX, S.A.B de C.V., CEMEX México, S.A. de C.V., Interamerican Investments Inc. and Empresas Tolteca de México, S.A. de C.V. (as Pledgors) and Wilmington Trust (London) Limited (as Pledgee).(h)
- 4.22 Spanish law Share Pledge over the shares in CEMEX España, dated November 8, 2012, between New Sunward Holding B.V., CEMEX, S.A.B de C.V., CEMEX España, S.A. and Wilmington Trust (London) Limited (as Security Agent).(h)
- 4.23 English translation of Mexican law Security Trust Agreement, dated September 17, 2012, entered into by CEMEX, S.A.B de C.V., Empresas Tolteca de Mexico, S.A. de C.V., Imprá Café S.A. de C.V., Interamerican Investments Inc., Centro Distribuidor de Cemento, S.A. de C.V. and CEMEX México, S.A. de C.V., regarding the shares of each of them owns in: CEMEX México, S.A. de C.V.; Centro Distribuidor de Cemento S.A. de C.V.; Corporación Gouda S.A. de C.V.; and Mexcement Holdings, S.A. de C.V.(h)
- 4.24 Ancillary Agreement, dated as of September 17, 2012, among CEMEX, S.A.B. de C.V., certain subsidiaries of CEMEX, S.A.B. de C.V., certain creditors party to the 2009 Financing Agreement, dated August 14, 2009 (as amended), Citibank International PLC, as administrative agent, and Citibank International PLC, as exchange agent.(h)

- 4.25 English translation of Irrevocable Administration Trust Agreement with Reversion Rights No. 111523-3, dated as of September 17, 2012, by and among CEMEX, S.A.B. de C.V. and certain of its subsidiaries, as the settlors and second beneficiaries, Banco Nacional de México, S.A., as trustee, and Wilmington Trust Company (London) Limited, as first beneficiary, and CEMEX, S.A.B. de C.V. and certain other of its subsidiaries, as counterparties.(h)
- 4.26 USPP Note Purchase Agreement, dated as of September 17, 2012, among CEMEX Finance LLC and each of the purchasers thereunder, for \$106,586,333.79 aggregate principal amount of 9.66% senior notes due 2017.(h)
- 4.27 USPP Note Guarantee, dated as of September 17, 2012, by CEMEX España, S.A. in favor of the holders of notes under the Note Purchase Agreement, dated as of September 17, 2012.(h)
- 4.28 Facilities Agreement for CEMEX, S.A.B. de C.V. and certain of its subsidiaries, dated September 29, 2014, with the financial institutions named therein as Original Lenders and Citibank International plc acting as Agent and Wilmington Trust (London) Limited acting as Security Agent.(k)
- 4.29 Indenture, dated as of September 17, 2012, among CEMEX, S.A.B de C.V., as issuer, the Note Guarantors party thereto and Computershare Trust Company, N.A., as trustee, in connection with the issuance of U.S.\$500,000,000 aggregate principal amount of 9.50% Senior Secured Notes due 2018.(h)
- 4.29.1 Supplemental Indenture No. 1, dated as of June 6, 2013, among CEMEX, S.A.B de C.V., as issuer, the Note Guarantors party thereto and Computershare Trust Company, N.A., trustee, relating to its 9.50% Senior Secured Notes due 2018.(i)
- 4.29.2 Supplemental Indenture No. 2, dated as of April 1, 2014, among CEMEX, S.A.B de C.V., as issuer, the Note Guarantors party thereto and Computershare Trust Company, N.A., trustee, relating to its 9.50% Senior Secured Notes due 2018.(i)
- 4.30 Indenture, dated as of October 12, 2012, among CEMEX Finance LLC, as issuer, the Note Guarantors party thereto and The Bank of New York Mellon, as trustee, in connection with the issuance of U.S.\$1,500,000,000 aggregate principal amount of 9.375% Senior Secured Notes due 2022.(h)
- 4.30.1 Supplemental Indenture No. 1, dated as of June 6, 2013, among CEMEX Finance LLC, as issuer, the Note Guarantors party thereto and The Bank of New York Mellon, as trustee, relating to its 9.375% Senior Secured Notes due 2022.(i)
- 4.31 Indenture, dated as of March 25, 2013, among CEMEX, S.A.B. de C.V., as issuer, the Note Guarantors party thereto and The Bank of New York Mellon, as trustee, in connection with the issuance of U.S.\$600,000,000 aggregate principal amount of 5.875% Senior Secured Notes due 2019.(h)
- 4.31.1 Supplemental Indenture No. 1, dated as of June 6, 2013, among CEMEX, S.A.B. de C.V., as issuer, the Note Guarantors party thereto and The Bank of New York Mellon, as trustee, relating to its 5.875% Senior Secured Notes due 2019.(i)
- 4.31.2 Supplemental Indenture No. 2, dated as of April 1, 2014, among CEMEX, S.A.B. de C.V., as issuer, the Note Guarantors party thereto and The Bank of New York Mellon, as trustee, relating to its 5.875% Senior Secured Notes due 2019.(i)
- 4.32 English translation of Accession Deed, dated March 25, 2013, issued by The Bank of New York Mellon, as Trustee, and CEMEX España, S.A., concerning the shares of CEMEX España, S.A. relating to the issuance by CEMEX, S.A.B. de C.V. of U.S.\$600,000,000 aggregate principal amount of 5.875% Senior Secured Notes due 2019.(h)
- 4.33 Indenture, dated as of August 12, 2013, among CEMEX, S.A.B. de C.V., as issuer, the Note Guarantors party thereto and The Bank of New York Mellon, as trustee, in connection with the issuance of U.S.\$1,000,000,000 aggregate principal amount of 6.500% Senior Secured Notes due 2019.(i)



- 4.33.1 Supplemental Indenture No. 1, dated as of April 1, 2014, among CEMEX, S.A.B. de C.V., as issuer, the Note Guarantors party thereto and The Bank of New York Mellon, as trustee, relating to its 6.500% Senior Secured Notes due 2019.(i)
- 4.34 English translation of Accession Deed, dated August 12, 2013, issued by The Bank of New York Mellon, as Trustee, and CEMEX España, S.A., concerning the shares of CEMEX España, S.A. relating to the issuance by CEMEX, S.A.B. de C.V. of U.S.\$1,000,000,000 aggregate principal amount of 6.500% Senior Secured Notes due 2019.(i)
- 4.35 Indenture, dated as of October 2, 2013, among CEMEX, S.A.B. de C.V., as issuer, the Note Guarantors party thereto and The Bank of New York Mellon, as trustee, in connection with the issuance of U.S.\$1,000,000,000 aggregate principal amount of 7.250% Senior Secured Notes due 2021.(i)
- 4.35.1 Supplemental Indenture No. 1, dated as of April 1, 2014, among CEMEX, S.A.B. de C.V., as issuer, the Note Guarantors party thereto and The Bank of New York Mellon, as trustee, relating to its 7.250% Senior Secured Notes due 2021.(i)
- 4.36 English translation of Accession Deed, dated as of October 2, 2013, issued by The Bank of New York Mellon, as Trustee, and CEMEX España, S.A., concerning the shares of CEMEX España, S.A. relating to the issuance by CEMEX, S.A.B. de C.V. of U.S.\$1,000,000,000 aggregate principal amount of 7.250% Senior Secured Notes due 2021.(i)
- 4.37 Indenture, dated as of October 2, 2013, among CEMEX S.A.B. de C.V. as issuer, the Note Guarantors party thereto and The Bank of New York Mellon, as trustee, in connection with the issuance of U.S.\$500,000,000 aggregate principal amount of Floating Rate Senior Secured Notes due 2018.(i)
- 4.37.1 Supplemental Indenture No. 1, dated as of April 1, 2014, among CEMEX, S.A.B. de C.V., as issuer, the Note Guarantors party thereto and The Bank of New York Mellon, as trustee, relating to its Floating Rate Senior Secured Notes due 2018.(i)
- 4.38 English Translation of Accession Deed, dated October 2, 2013, issued by The Bank of New York Mellon, as Trustee, and CEMEX España, S.A., concerning the shares of CEMEX España, S.A. relating to the issuance by CEMEX, S.A.B. de C.V. of U.S.\$500,000,000 aggregate principal amount of Floating Rate Senior Secured Notes due 2018.(i)
- 4.39 Indenture, dated as of April 1, 2014, among CEMEX Finance LLC, as issuer, the Note Guarantors party thereto and The Bank of New York Mellon, as trustee, in connection with the issuance of U.S.\$1,000,000,000 aggregate principal amount of 6.000% U.S. Dollar-Denominated Senior Secured Notes due 2024.(i)
- 4.40 English Translation of Accession Deed, dated April 1, 2014, issued by The Bank of New York Mellon, as Trustee, and CEMEX España, S.A., concerning the shares of CEMEX España, S.A. relating to the issuance by CEMEX Finance LLC of U.S.\$1,000,000,000 aggregate principal amount of 6.000% U.S. Dollar-Denominated Senior Secured Notes due 2024.(i)
- 4.41 Indenture, dated as of April 1, 2014, among CEMEX Finance LLC, as issuer, the Note Guarantors party thereto, The Bank of New York Mellon, as trustee, and The Bank of New York Mellon, London Branch, as paying agent and transfer agent, in connection with the issuance of €400,000,000 aggregate principal amount of 5.250% Euro-Denominated Senior Secured Notes due 2021.(i)
- 4.42 English Translation of Accession Deed, dated April 1, 2014, issued by The Bank of New York Mellon, as Trustee, and CEMEX España, S.A., concerning the shares of CEMEX España, S.A. relating to the issuance by CEMEX Finance LLC of €400,000,000 aggregate principal amount of 5.250% Euro-Denominated Senior Secured Notes due 2021.(i)
- 4.43 Indenture, dated as of September 11, 2014, among CEMEX S.A.B. de C.V., as issuer, the Note Guarantors party thereto and The Bank of New York Mellon, as trustee, in connection with the issuance of U.S.\$1,100,000,000 aggregate principal amount of 5.700% U.S. Dollar-Denominated Senior Secured Notes due 2025.(k)

- 4.44 English Translation of Accession Deed, dated September 11, 2014, issued by The Bank of New York Mellon, as Trustee, and CEMEX España, S.A., concerning the shares of CEMEX España, S.A. relating to the issuance by CEMEX S.A.B. de C.V. of U.S.\$1,100,000,000 aggregate principal amount of 5.700% U.S. Dollar-Denominated Senior Secured Notes due 2025.(k)
- 4.45 Indenture, dated as of September 11, 2014, among CEMEX S.A.B. de C.V., as issuer, the Note Guarantors party thereto, The Bank of New York Mellon, as trustee, and The Bank of New York Mellon, London Branch, as paying agent and transfer agent, in connection with the issuance of €400,000,000 aggregate principal amount of 4.750% Euro-Denominated Senior Secured Notes due 2022.(k)
- 4.46 English Translation of Accession Deed, dated September 11, 2014, issued by The Bank of New York Mellon, as Trustee, and CEMEX España, S.A., concerning the shares of CEMEX España, S.A. relating to the issuance by CEMEX S.A.B. de C.V. of €400,000,000 aggregate principal amount of 4.750% Euro-Denominated Senior Secured Notes due 2022.(k)
- 4.47 Pledge Agreement, dated as of October 3, 2014, among CEMEX S.A.B. de C.V., as issuer, The Bank of New York Mellon, as collateral agent and securities intermediary, and The Bank of New York Mellon, as note purchase contract agent, in connection with the issuance of 200,000 Contingent Convertible Units.(k)
- 4.48 Indenture, dated as of March 5, 2015, among CEMEX S.A.B. de C.V., as issuer, the Note Guarantors party thereto, The Bank of New York Mellon, as trustee, registrar, paying agent and transfer agent, in connection with the issuance of U.S. \$750,000,000 aggregate principal amount of 6.125% U.S. Dollar-Denominated Senior Secured Notes due 2025.(k)
- 4.49 English Translation of Accession Deed, dated March 5, 2015, issued by The Bank of New York Mellon, as Trustee, and CEMEX España, S.A., concerning the shares of CEMEX España, S.A. relating to the issuance by CEMEX S.A.B. de C.V. of U.S.\$750,000,000 aggregate principal amount of 6.125% U.S. Dollar-Denominated Senior Secured Notes due 2025.(k)
- 4.50 Indenture, dated as of March 5, 2015, among CEMEX S.A.B. de C.V., as issuer, the Note Guarantors party thereto, The Bank of New York Mellon, as trustee and registrar, and The Bank of New York Mellon, London Branch, as paying agent and transfer agent, in connection with the issuance of €550,000,000 aggregate principal amount of 4.375% Euro-Denominated Senior Secured Notes due 2023.(k)
- 4.51 English Translation of Accession Deed, dated March 5, 2015, issued by The Bank of New York Mellon, as Trustee, and CEMEX España, S.A., concerning the shares of CEMEX España, S.A. relating to the issuance by CEMEX S.A.B. de C.V. of €550,000,000 aggregate principal amount of 4.375% Euro-Denominated Senior Secured Notes due 2023.(k)
- 4.52 Indenture, dated as of March 13, 2015, among CEMEX S.A.B. de C.V., as issuer, the Note Guarantors party thereto, The Bank of New York Mellon, as trustee, CIBanco S.A., Institución de Banca Múltiple, as Mexican trustee, in connection with the issuance of \$200,000,000 aggregate principal amount of Convertible Subordinated Notes due 2020.(k)
- 8.1 List of subsidiaries of CEMEX, S.A.B. de C.V.(k)
- 12.1 Certification of the Principal Executive Officer of CEMEX, S.A.B. de C.V. pursuant to Section 302 of the Sarbanes-Oxley Act of 2002.(k)
- 12.2 Certification of the Principal Financial Officer of CEMEX, S.A.B. de C.V. pursuant to Section 302 of the Sarbanes-Oxley Act of 2002.(k)
- 13.1 Certification of the Principal Executive and Financial Officers of CEMEX, S.A.B. de C.V. pursuant to 18 U.S.C. Section 1350, as adopted pursuant to Section 906 of the Sarbanes-Oxley Act of 2002.(k)

14.1 Consent of KPMG Cárdenas Dosal, S.C. to the incorporation by reference into the effective registration statements of CEMEX, S.A.B. de C.V. under the Securities Act of their report with respect to the consolidated financial statements of CEMEX, S.A.B. de C.V., which appears in this Annual Report on Form 20-F.(k)

15.1 Mine safety and health administration safety data.(k)

- (a) Incorporated by reference to Form 6-K of CEMEX, S.A.B. de C.V., filed with the SEC on March 27, 2015.
- (b) Incorporated by reference to the Registration Statement on Form F-4 of CEMEX, S.A.B. de C.V. (Registration No. 333-10682), filed with the SEC on August 10, 1999.
- (c) Incorporated by reference to the 2002 annual report on Form 20-F of CEMEX, S.A.B. de C.V. filed with the SEC on April 8, 2003.
- (d) Incorporated by reference to the 2006 annual report on Form 20-F of CEMEX, S.A.B. de C.V. filed with the SEC on June 27, 2007.
- (e) Incorporated by reference to the 2009 annual report on Form 20-F of CEMEX, S.A.B. de C.V. filed with the SEC on June 30, 2010.
- (f) Incorporated by reference to the 2010 annual report on Form 20-F of CEMEX, S.A.B. de C.V. filed with the SEC on June 16, 2011.
- (g) Incorporated by reference to the 2011 annual report on Form 20-F of CEMEX, S.A.B. de C.V. filed with the SEC on April 30, 2012.
- (h) Incorporated by reference to the 2012 annual report on Form 20-F of CEMEX, S.A.B. de C.V. filed with the SEC on April 23, 2013.
- (i) Incorporated by reference to the 2013 annual report on Form 20-F of CEMEX, S.A.B. de C.V. filed with the SEC on April 28, 2014.
- (j) Incorporated by reference to the Registration Statement on Form F-6 of CEMEX, S.A.B. de C.V. (Registration No. 333-174743), filed with the SEC on June 6, 2011.
- (k) Filed herewith.

In reviewing the agreements included as exhibits to this annual report, please remember they are included to provide you with information regarding their terms and are not intended to provide any other factual or disclosure information about us or the other parties to the agreements.

The agreements may contain representations and warranties by each of the parties to the applicable agreement. These representations and warranties have been made solely for the benefit of the other parties to the applicable agreement and:

- should not in all instances be treated as categorical statements of fact, but rather as a way of allocating the risk to one of the parties if those statements prove to be inaccurate;
- have been qualified by disclosures that were made to the other party in connection with the negotiation of the applicable agreement, which disclosures are not necessarily reflected in the agreement;
- may apply standards of materiality in a way that is different from what may be viewed as material to you or other investors; and
- were made only as of the date of the applicable agreement or such other date or dates as may be specified in the agreement and are subject to more recent developments.

Accordingly, these representations and warranties may not describe the actual state of affairs as of the date they were made or at any other time.

## SIGNATURES

CEMEX, S.A.B. de C.V. hereby certifies that it meets all of the requirements for filing on Form 20-F and that it has duly caused and authorized the undersigned to sign this annual report on its behalf.

CEMEX, S.A.B. de C.V.

By: /s/ Fernando A. González Olivieri  
Name: Fernando A. González Olivieri  
Title: Chief Executive Officer

Date: April 24, 2015

**INDEX TO AUDITED CONSOLIDATED FINANCIAL STATEMENTS**

**CEMEX, S.A.B. de C.V. and subsidiaries:**

Report of Independent Registered Public Accounting Firm – KPMG Cárdenas Dosal, S.C. . . . . .	F-2
Internal Control Report of Independent Registered Public Accounting Firm – KPMG Cárdenas Dosal, S.C. . .	F-3
Audited Consolidated Statements of Operations for the years ended December 31, 2014, 2013 and 2012 . . . . .	F-4
Audited Consolidated Statements of Comprehensive Loss for the years ended December 31, 2014, 2013 and 2012 . . . . .	F-5
Audited Consolidated Balance Sheets as of December 31, 2014 and 2013 . . . . .	F-6
Audited Consolidated Statements of Cash Flows for the years ended December 31, 2014, 2013 and 2012 . .	F-7
Audited Consolidated Statements of Changes in Stockholders' Equity for the years ended December 31, 2014, 2013 and 2012 . . . . .	F-8
Notes to the Audited Consolidated Financial Statements . . . . .	F-9

## REPORT OF INDEPENDENT REGISTERED PUBLIC ACCOUNTING FIRM

### The Board of Directors and Stockholders

CEMEX, S.A.B. de C.V.:

We have audited the accompanying consolidated balance sheets of CEMEX, S.A.B. de C.V. and subsidiaries (the Company) as of December 31, 2014 and 2013, and the related consolidated statements of operations, comprehensive loss, changes in stockholders' equity, and cash flows for each of the years in the three-year period ended December 31, 2014. These consolidated financial statements are the responsibility of the Company's management. Our responsibility is to express an opinion on these consolidated financial statements based on our audits.

We conducted our audits in accordance with the standards of the Public Company Accounting Oversight Board (United States). Those standards require that we plan and perform the audit to obtain reasonable assurance about whether the financial statements are free of material misstatement. An audit includes examining, on a test basis, evidence supporting the amounts and disclosures in the financial statements. An audit also includes assessing the accounting principles used and significant estimates made by management, as well as evaluating the overall financial statement presentation. We believe that our audits provide a reasonable basis for our opinion.

In our opinion, the consolidated financial statements referred to above present fairly, in all material respects, the financial position of CEMEX, S.A.B. de C.V. and subsidiaries as of December 31, 2014 and 2013, and the results of their operations and their cash flows for each of the years in the three-year period ended December 31, 2014, in conformity with International Financial Reporting Standards as issued by the International Accounting Standards Board.

We also have audited, in accordance with the standards of the Public Company Accounting Oversight Board (United States), CEMEX, S.A.B. de C.V. and subsidiaries' internal control over financial reporting as of December 31, 2014, based on criteria established in *Internal Control – Integrated Framework (2013)* issued by the Committee of Sponsoring Organizations of the Treadway Commission (COSO), and our report dated April 24, 2015 expressed an unqualified opinion on the effectiveness of the Company's internal control over financial reporting.

KPMG Cardenas Dosal, S.C.

/s/ Luis Gabriel Ortiz Esqueda

Monterrey, N.L., Mexico  
April 24, 2015

## INTERNAL CONTROL REPORT OF INDEPENDENT REGISTERED PUBLIC ACCOUNTING FIRM

### The Board of Directors and Stockholders

CEMEX, S.A.B. de C.V.:

We have audited CEMEX, S.A.B. de C.V. and subsidiaries' (the Company) internal control over financial reporting as of December 31, 2014, based on criteria established in *Internal Control – Integrated Framework (2013)* issued by the Committee of Sponsoring Organizations of the Treadway Commission (COSO). CEMEX, S.A.B. de C.V. and subsidiaries' management is responsible for maintaining effective internal control over financial reporting and for its assessment of the effectiveness of internal control over financial reporting, included in the accompanying Management's Annual Report on Internal Control over Financial Reporting. Our responsibility is to express an opinion on the Company's internal control over financial reporting based on our audit.

We conducted our audit in accordance with the standards of the Public Company Accounting Oversight Board (United States). Those standards require that we plan and perform the audit to obtain reasonable assurance about whether effective internal control over financial reporting was maintained in all material respects. Our audit included obtaining an understanding of internal control over financial reporting, assessing the risk that a material weakness exists, and testing and evaluating the design and operating effectiveness of internal control based on the assessed risk. Our audit also included performing such other procedures as we considered necessary in the circumstances. We believe that our audit provides a reasonable basis for our opinion.

A company's internal control over financial reporting is a process designed to provide reasonable assurance regarding the reliability of financial reporting and the preparation of financial statements for external purposes in accordance with generally accepted accounting principles. A company's internal control over financial reporting includes those policies and procedures that (1) pertain to the maintenance of records that, in reasonable detail, accurately and fairly reflect the transactions and dispositions of the assets of the company; (2) provide reasonable assurance that transactions are recorded as necessary to permit preparation of financial statements in accordance with generally accepted accounting principles, and that receipts and expenditures of the company are being made only in accordance with authorizations of management and directors of the company; and (3) provide reasonable assurance regarding prevention or timely detection of unauthorized acquisition, use, or disposition of the company's assets that could have a material effect on the financial statements.

Because of its inherent limitations, internal control over financial reporting may not prevent or detect misstatements. Also, projections of any evaluation of effectiveness to future periods are subject to the risk that controls may become inadequate because of changes in conditions, or that the degree of compliance with the policies or procedures may deteriorate.

In our opinion, CEMEX, S.A.B. de C.V. and subsidiaries maintained, in all material respects, effective internal control over financial reporting as of December 31, 2014, based on criteria established in *Internal Control – Integrated Framework (2013)* issued by the Committee of Sponsoring Organizations of the Treadway Commission (COSO).

We also have audited, in accordance with the standards of the Public Company Accounting Oversight Board (United States), the consolidated balance sheets of CEMEX, S.A.B. de C.V. and subsidiaries as of December 31, 2014 and 2013, and the related consolidated statements of operations, comprehensive loss, changes in stockholders' equity, and cash flows for each of the years in the three-year period ended December 31, 2014, and our report dated April 24, 2015 expressed an unqualified opinion on those consolidated financial statements.

KPMG Cardenas Dosal, S.C.

/s/ Luis Gabriel Ortiz Esqueda

Monterrey, N.L. Mexico  
April 24, 2015

**CEMEX, S.A.B. DE C.V. AND SUBSIDIARIES**  
**Consolidated Statements of Operations**  
(Millions of Mexican pesos, except for loss per share)

	Note	Years ended December 31,		
		2014	2013	2012
Net sales .....	<b>3</b>	Ps 210,023	195,661	197,036
Cost of sales .....	<b>2R</b>	(142,746)	(134,774)	(138,706)
<b>Gross profit</b> .....		<b>67,277</b>	<b>60,887</b>	<b>58,330</b>
Administrative and selling expenses .....		(25,263)	(24,142)	(23,749)
Distribution expenses .....		(19,831)	(17,241)	(17,580)
	<b>2R</b>	(45,094)	(41,383)	(41,329)
<b>Operating earnings before other expenses, net</b> .....	<b>2A</b>	<b>22,183</b>	<b>19,504</b>	<b>17,001</b>
Other expenses, net .....	<b>6</b>	(5,128)	(4,903)	(5,490)
<b>Operating earnings</b> .....		<b>17,055</b>	<b>14,601</b>	<b>11,511</b>
Financial expense .....	<b>16</b>	(21,504)	(19,937)	(18,511)
Other financial income, net .....	<b>7</b>	2,495	1,706	977
Equity in gain of associates .....	<b>13A</b>	297	229	728
<b>Loss before income tax</b> .....		<b>(1,657)</b>	<b>(3,401)</b>	<b>(5,295)</b>
Income tax .....	<b>19</b>	(4,023)	(6,210)	(6,043)
<b>CONSOLIDATED NET LOSS</b> .....		<b>(5,680)</b>	<b>(9,611)</b>	<b>(11,338)</b>
Non-controlling interest net income .....		1,103	1,223	662
<b>CONTROLLING INTEREST NET LOSS</b> .....		<b>Ps (6,783)</b>	<b>(10,834)</b>	<b>(12,000)</b>
<b>BASIC LOSS PER SHARE</b> .....	<b>22</b>	Ps <b>(0.18)</b>	<b>(0.29)</b>	<b>(0.33)</b>
<b>DILUTED LOSS PER SHARE</b> .....	<b>22</b>	Ps <b>(0.18)</b>	<b>(0.29)</b>	<b>(0.33)</b>

The accompanying notes are part of these consolidated financial statements.



**CEMEX, S.A.B. DE C.V. AND SUBSIDIARIES**  
**Consolidated Statements of Comprehensive Loss**  
(Millions of Mexican pesos)

	<u>Note</u>	<u>Years ended December 31,</u>		
		<u>2014</u>	<u>2013</u>	<u>2012</u>
<b>CONSOLIDATED NET LOSS</b> .....		Ps (5,680)	(9,611)	(11,338)
<b>Items that will not be reclassified subsequently to profit or loss</b>				
Actuarial losses .....	<b>18</b>	(3,025)	(391)	(754)
Income tax recognized directly in other comprehensive income .....	<b>19</b>	486	(122)	263
		<u>(2,539)</u>	<u>(513)</u>	<u>(491)</u>
<b>Items that will be reclassified subsequently to profit or loss when specific conditions are met</b> .....				
Effects from available-for-sale investments .....	<b>13B</b>	(94)	80	(44)
Currency translation of foreign subsidiaries .....	<b>20B</b>	501	952	(7,324)
Income tax recognized directly in other comprehensive income .....	<b>19</b>	(85)	(1,085)	(3,639)
		<u>322</u>	<u>(53)</u>	<u>(11,007)</u>
Other comprehensive loss .....		<u>(2,217)</u>	<u>(566)</u>	<u>(11,498)</u>
<b>TOTAL COMPREHENSIVE LOSS</b> .....		<b>(7,897)</b>	<b>(10,177)</b>	<b>(22,836)</b>
Non-controlling interest comprehensive income .....		2,129	892	662
<b>CONTROLLING INTEREST COMPREHENSIVE LOSS</b> .....		Ps <b>(10,026)</b>	<b>(11,069)</b>	<b>(23,498)</b>

The accompanying notes are part of these consolidated financial statements.

**CEMEX, S.A.B. DE C.V. AND SUBSIDIARIES**  
**Consolidated Balance Sheets**  
(Millions of Mexican pesos)

	Note	December 31,	
		2014	2013
<b>ASSETS</b>			
<b>CURRENT ASSETS</b>			
Cash and cash equivalents . . . . .	8	Ps 12,589	15,176
Trade receivables less allowance for doubtful accounts . . . . .	9	26,954	25,971
Other accounts receivable . . . . .	10	4,435	7,010
Inventories, net . . . . .	11	18,074	16,985
Other current assets . . . . .	12	8,906	3,906
Total current assets . . . . .		70,958	69,048
<b>NON-CURRENT ASSETS</b>			
Investments in associates . . . . .	13A	9,560	9,022
Other investments and non-current accounts receivable . . . . .	13B	10,317	12,060
Property, machinery and equipment, net . . . . .	14	202,928	205,717
Goodwill and intangible assets, net . . . . .	15	193,484	174,940
Deferred income taxes . . . . .	19B	27,714	25,343
Total non-current assets . . . . .		444,003	427,082
<b>TOTAL ASSETS</b> . . . . .		Ps <b>514,961</b>	<b>496,130</b>
<b>LIABILITIES AND STOCKHOLDERS' EQUITY</b>			
<b>CURRENT LIABILITIES</b>			
Short-term debt including current maturities of long-term debt . . . . .	16A	Ps 14,507	3,959
Other financial obligations . . . . .	16B	11,512	5,568
Trade payables . . . . .		24,271	22,202
Income tax payable . . . . .		9,890	9,779
Other accounts payable and accrued expenses . . . . .	17	20,045	18,054
Total current liabilities . . . . .		80,225	59,562
<b>NON-CURRENT LIABILITIES</b>			
Long-term debt . . . . .	16A	191,327	187,021
Other financial obligations . . . . .	16B	27,083	33,750
Employee benefits . . . . .	18	16,881	14,073
Deferred income taxes . . . . .	19B	19,783	18,315
Other non-current liabilities . . . . .	17	31,491	35,091
Total non-current liabilities . . . . .		286,565	288,250
<b>TOTAL LIABILITIES</b> . . . . .		<b>366,790</b>	<b>347,812</b>
<b>STOCKHOLDERS' EQUITY</b>			
Controlling interest:			
Common stock and additional paid-in capital . . . . .	20A	105,367	88,943
Other equity reserves . . . . .	20B	10,738	15,037
Retained earnings . . . . .	20C	21,781	40,233
Net loss . . . . .		(6,783)	(10,834)
Total controlling interest . . . . .		131,103	133,379
Non-controlling interest and perpetual debentures . . . . .	20D	17,068	14,939
<b>TOTAL STOCKHOLDERS' EQUITY</b> . . . . .		<b>148,171</b>	<b>148,318</b>
<b>TOTAL LIABILITIES AND STOCKHOLDERS' EQUITY</b> . . . . .		Ps <b>514,961</b>	<b>496,130</b>

The accompanying notes are part of these consolidated financial statements.

**CEMEX, S.A.B. DE C.V. AND SUBSIDIARIES**  
**Consolidated Statements of Cash Flows**  
(Millions of Mexican pesos)

	Notes	Years ended December 31,		
		2014	2013	2012
<b>OPERATING ACTIVITIES</b>				
<b>Consolidated net loss</b> .....		Ps (5,680)	(9,611)	(11,338)
Non-cash items:				
Depreciation and amortization of assets .....	5	14,457	14,459	17,505
Impairment losses .....	6	3,867	1,591	1,661
Equity in gain of associates .....	13A	(297)	(229)	(728)
Other (expenses) income, net .....		(409)	476	1,593
Financial items, net .....		19,009	18,231	17,534
Income taxes .....	19	4,023	6,210	6,043
Changes in working capital, excluding income taxes .....		1,544	(4,082)	(2,048)
<b>Net cash flow provided by operating activities before interest, coupons on perpetual debentures and income taxes</b> .....		<b>36,514</b>	<b>27,045</b>	<b>30,222</b>
Financial expense paid in cash including coupons on perpetual debentures .....	20D	(16,844)	(19,110)	(19,564)
Income taxes paid in cash .....		(7,678)	(6,665)	(4,709)
<b>Net cash flows provided by operating activities</b> .....		<b>11,992</b>	<b>1,270</b>	<b>5,949</b>
<b>INVESTING ACTIVITIES</b>				
Property, machinery and equipment, net .....	14	(6,134)	(5,570)	(5,922)
Disposal (acquisition) of subsidiaries and associates, net .....	13, 15	167	1,259	(895)
Intangible assets and other deferred charges .....	15	(902)	(1,203)	(438)
Long term assets and others, net .....		208	118	4,696
<b>Net cash flows used in investing activities</b> .....		<b>(6,661)</b>	<b>(5,396)</b>	<b>(2,559)</b>
<b>FINANCING ACTIVITIES</b>				
Issuance of common stock by subsidiaries .....	20D	—	—	12,442
Derivative instruments .....		1,561	(256)	1,633
Issuance (repayment) of debt, net .....	16A	(11,110)	5,933	(17,239)
Securitization of trade receivables .....		2,052	(1,854)	(193)
Non-current liabilities, net .....		(1,130)	(568)	(1,679)
<b>Net cash flows (used in) provided by financing activities</b> .....		<b>(8,627)</b>	<b>3,255</b>	<b>(5,036)</b>
Decrease in cash and cash equivalents .....		(3,296)	(871)	(1,646)
Cash conversion effect, net .....		709	3,569	(2,004)
Cash and cash equivalents at beginning of year .....		15,176	12,478	16,128
<b>CASH AND CASH EQUIVALENTS AT END OF YEAR</b> ....	8	Ps <b>12,589</b>	<b>15,176</b>	<b>12,478</b>
<b>Changes in working capital, excluding income taxes:</b>				
Trade receivables, net .....		Ps (3,266)	(2,187)	2,956
Other accounts receivable and other assets .....		1,264	(1,033)	(2,010)
Inventories .....		(2,735)	(616)	1,412
Trade payables .....		3,794	1,620	(424)
Other accounts payable and accrued expenses .....		2,487	(1,866)	(3,982)
<b>Changes in working capital, excluding income taxes</b> .....		Ps <b>1,544</b>	<b>(4,082)</b>	<b>(2,048)</b>

The accompanying notes are part of these consolidated financial statements.

**CEMEX, S.A.B. DE C.V. AND SUBSIDIARIES**  
**Statements of Changes in Stockholders' Equity**  
(Millions of Mexican pesos)

	Notes	Common stock	Additional paid-in capital	Other equity reserves	Retained earnings	Total controlling interest	Non-controlling interest	Total stockholders' equity
<b>Balance at December 31, 2011</b>		Ps <b>4,135</b>	<b>109,309</b>	<b>14,965</b>	<b>26,695</b>	<b>155,104</b>	<b>16,602</b>	<b>171,706</b>
Net loss		—	—	—	(12,000)	(12,000)	662	(11,338)
Total other items of comprehensive loss		—	—	(11,498)	—	(11,498)	—	(11,498)
Capitalization of retained earnings	20A	4	4,134	—	(4,138)	—	—	—
Stock-based compensation	20A, 21	—	486	136	—	622	—	622
Effects of perpetual debentures	20D	—	—	1,227	—	1,227	(7,004)	(5,777)
Changes in non-controlling interest	20D	—	—	7,684	—	7,684	4,228	11,912
<b>Balance at December 31, 2012</b>		<b>4,139</b>	<b>113,929</b>	<b>12,514</b>	<b>10,557</b>	<b>141,139</b>	<b>14,488</b>	<b>155,627</b>
Net loss		—	—	—	(10,834)	(10,834)	1,223	(9,611)
Total other items of comprehensive loss		—	—	(235)	—	(235)	(331)	(566)
Change in the Parent Company's functional currency	20D	—	—	3,027	—	3,027	—	3,027
Restitution of retained earnings		—	(35,667)	—	35,667	—	—	—
Capitalization of retained earnings	20A	4	5,987	—	(5,991)	—	—	—
Stock-based compensation	20A, 21	—	551	136	—	687	—	687
Effects of perpetual debentures	20D	—	—	(405)	—	(405)	—	(405)
Changes in non-controlling interest	20D	—	—	—	—	—	(441)	(441)
<b>Balance at December 31, 2013</b>		<b>4,143</b>	<b>84,800</b>	<b>15,037</b>	<b>29,399</b>	<b>133,379</b>	<b>14,939</b>	<b>148,318</b>
Net loss		—	—	—	(6,783)	(6,783)	1,103	(5,680)
Total other items of comprehensive loss		—	—	(3,243)	—	(3,243)	1,026	(2,217)
Effects of early conversion of subordinated notes	16B	4	8,037	(601)	—	7,440	—	7,440
Capitalization of retained earnings	20A	4	7,614	—	(7,618)	—	—	—
Stock-based compensation	20A, 21	—	765	(35)	—	730	—	730
Effects of perpetual debentures	20D	—	—	(420)	—	(420)	—	(420)
<b>Balance at December 31, 2014</b>		Ps <b>4,151</b>	<b>101,216</b>	<b>10,738</b>	<b>14,998</b>	<b>131,103</b>	<b>17,068</b>	<b>148,171</b>

The accompanying notes are part of these consolidated financial statements.

**CEMEX, S.A.B. DE C.V. AND SUBSIDIARIES**  
**Notes to the Consolidated Financial Statements**  
**As of December 31, 2014, 2013 and 2012**  
**(Millions of Mexican pesos)**

**1) DESCRIPTION OF BUSINESS**

CEMEX, S.A.B. de C.V., a public stock corporation with variable capital (S.A.B. de C.V.) organized under the laws of the United Mexican States, or Mexico, is a holding company (parent) of entities whose main activities are oriented to the construction industry, through the production, marketing, distribution and sale of cement, ready-mix concrete, aggregates and other construction materials. In addition, in order to facilitate the acquisition of financing and to run its operations in Mexico more efficiently considering that there are efficiency and improvement opportunities by shifting from a platform where its customers were served from different entities according to its line of business (i.e. cement, concrete, aggregates), into a platform where customers, sorted by end-user segment (i.e. distributor, builder, manufacturer) are now serviced from a single entity. In a first phase, beginning in April 1, 2014, CEMEX, S.A.B. de C.V. integrated and carried out all businesses and operational activities of the cement and aggregates sectors in Mexico. During the second phase beginning in 2015, CEMEX, S.A.B. de C.V. will integrate productive, commercial, marketing and administrative activities related to the sale of ready-mix concrete in Mexico.

CEMEX, S.A.B. de C.V. was founded in 1906 and was registered with the Mercantile Section of the Public Register of Property and Commerce in Monterrey, N.L., Mexico in 1920 for a period of 99 years. In 2002, this period was extended to the year 2100. The shares of CEMEX, S.A.B. de C.V. are listed on the Mexican Stock Exchange (“MSE”) as Ordinary Participation Certificates (“CPOs”). Each CPO represents two series “A” shares and one series “B” share of common stock of CEMEX, S.A.B. de C.V. In addition, CEMEX, S.A.B. de C.V.’s shares are listed on the New York Stock Exchange (“NYSE”) as *American Depositary Shares* (“ADSs”) under the symbol “CX.” Each ADS represents ten CPOs.

The terms “CEMEX, S.A.B. de C.V.” and/or the “Parent Company” used in these accompanying notes to the financial statements refer to CEMEX, S.A.B. de C.V. without its consolidated subsidiaries. The terms the “Company” or “CEMEX” refer to CEMEX, S.A.B. de C.V. together with its consolidated subsidiaries. These consolidated financial statements were issued by the Company’s management on January 29, and were further authorized by the Shareholders’ Meeting of CEMEX, S.A.B. de C.V. on March 26, 2015.

**2) SIGNIFICANT ACCOUNTING POLICIES**

**2A) BASIS OF PRESENTATION AND DISCLOSURE**

The consolidated financial statements as of December 31, 2014 and 2013 and for the years ended December 31, 2014, 2013 and 2012, were prepared in accordance with International Financial Reporting Standards (“IFRS”) as issued by the International Accounting Standards Board (“IASB”).

**Presentation currency and definition of terms**

The presentation currency of the consolidated financial statements is the Mexican peso, which is also the currency in which the Company submits its periodic filings to the MSE. When reference is made to pesos or “Ps” it means Mexican pesos. The amounts in the financial statements and the accompanying notes are stated in millions, except when references are made to loss per share and/or prices per share. When reference is made to “US\$” or “dollars”, it means dollars of the United States of America (“United States”). When reference is made to “€” or “Euros”, it means the currency in circulation in a significant number of European Union (“EU”) countries. When it is deemed relevant, certain amounts presented in the notes to the financial statements include between parentheses a convenience translation into dollars or into pesos, as applicable. These translations should not be construed as representations that the amounts in pesos or dollars, as applicable, actually represent those

**CEMEX, S.A.B. DE C.V. AND SUBSIDIARIES**  
**Notes to the Consolidated Financial Statements**  
**As of December 31, 2014, 2013 and 2012**  
**(Millions of Mexican pesos)**

**Presentation currency and definition of terms – continued**

peso or dollar amounts or could be converted into pesos or dollars at the rate indicated. As of December 31, 2014 and 2013, translations of pesos into dollars and dollars into pesos, were determined for balance sheet amounts using the closing exchange rates of Ps14.74 and Ps13.05 pesos per dollar, respectively, and for statements of operations amounts, using the average exchange rates of Ps13.37, Ps12.85 and Ps13.15 pesos per dollar for 2014, 2013 and 2012, respectively. When the amounts between parentheses are the peso and the dollar, the amounts were determined by translating the euro amount into dollars using the closing exchange rates at year-end and then translating the dollars into pesos as previously described.

All amounts disclosed in these notes to the financial statements, mainly in connection with tax or legal proceedings (notes 19D and 24), which are originated in jurisdictions which currencies are different to the dollar, are presented in dollar equivalents as of the closing of the most recent year presented. Consequently, without any change in the original currency, such dollar amounts will fluctuate over time due to changes in exchange rates.

**Statements of operations**

In the statements of operations, CEMEX includes the line item titled “Operating earnings before other expenses, net” considering that it is a relevant measure for CEMEX’s management as explained in note 4. Under IFRS, while there are line items that are customarily included in the statement of operations, such as net sales, operating costs and expenses and financial revenues and expenses, among others, the inclusion of certain subtotals such as “Operating earnings before other expenses, net” and the display of such statement of operations varies significantly by industry and company according to specific needs.

The line item “Other expenses, net” in the statements of operations consists primarily of revenues and expenses not directly related to CEMEX’s main activities, or which are of an unusual and/or non-recurring nature, including impairment losses of long-lived assets, results on disposal of assets and restructuring costs, among others (note 6).

**Statements of other comprehensive loss**

For the years ended December 31, 2014, 2013 and 2012, based on IAS 1, *Presentation of financial statements*, CEMEX presents line items for amounts of other comprehensive income (loss) in the period grouped into those that, in accordance with other IFRSs: a) will not be reclassified subsequently to profit or loss; and b) will be reclassified subsequently to profit or loss when specific conditions are met.

**Statements of cash flows**

The statements of cash flows present cash inflows and outflows, excluding unrealized foreign exchange effects, as well as the following transactions that did not represent sources or uses of cash:

- In 2014, the decrease in debt for Ps6,483, the decrease in other equity reserves for Ps601, the increase in common stock for Ps4 and the increase in additional paid-in capital for Ps8,037, in connection with several early conversions of the 4.875% Optional Convertible Subordinated Notes due 2015 (the “2015 Convertible Notes”) for a notional amount of approximately US\$511, incurred in different dates during the year, pursuant to which inducement premiums of approximately Ps828 were recognized as expense within the line item “Other financial income”, net (note 16B);

**CEMEX, S.A.B. DE C.V. AND SUBSIDIARIES**  
**Notes to the Consolidated Financial Statements**  
**As of December 31, 2014, 2013 and 2012**  
**(Millions of Mexican pesos)**

**Statements of cash flows – continued**

- In 2014, 2013 and 2012, the increases in common stock and additional paid-in capital associated with:  
(i) the capitalization of retained earnings for Ps7,618, Ps5,991 and Ps4,138, respectively (note 20A); and  
(ii) CPOs issued as part of the executive stock-based compensation for Ps765, Ps551 y Ps486, respectively (note 20A);
- In 2014, 2013 and 2012, the increases in property, plant and equipment for approximately Ps108, Ps141 and Ps2,025, respectively, a decrease in debt for approximately Ps827, a decrease of approximately Ps657, and an increase of approximately Ps1,401, respectively, associated with the negotiation of capital leases during the year (note 16B);
- In 2013, the increase in investments in associates for Ps712, related to CEMEX’s joint arrangement in Concrete Supply Co., LLC. (note 13A). As part of the agreement CEMEX contributed cash of approximately US\$4 million;
- In 2013, the decrease in other non-current liabilities for approximately Ps4,325 before a deferred tax liability of approximately Ps1,298, as a result of the change in the functional currency at the Parent Company (note 16B);
- In 2012, the exchange of approximately US\$452 (48%) of CEMEX’s then outstanding perpetual debentures and of approximately €470 (53%) of CEMEX’s then outstanding Euro-denominated 4.75% notes due 2014, for new Euro-denominated notes for €179 and new Dollar-denominated notes for US\$704. These exchanges represented a net increase in debt of Ps4,111, a reduction in equity’s non controlling interest of Ps5,808, and an increase in equity’s controlling interest of Ps1,680.

**2B) PRINCIPLES OF CONSOLIDATION**

Pursuant to IFRS 10, *Consolidated financial statements*, the consolidated financial statements include those of CEMEX, S.A.B. de C.V. and those of the entities, including Special Purpose Entities (“SPEs”), in which the Parent Company exercises control, by means of which the Parent Company is exposed, or has rights, to variable returns from its involvement with the investee and has the ability to affect those returns through its power over the investee. Among other factors, control is evidenced when the Parent Company: a) holds directly or through subsidiaries, more than 50% of an entity’s common stock; b) has the power, directly or indirectly, to govern the administrative, financial and operating policies of an entity, or c) is the primary receptor of the risks and rewards of a SPE. Balances and operations between related parties are eliminated in consolidation.

Pursuant to IAS 28, *Investments in associates*, investments in associates are accounted for by the equity method when CEMEX has significant influence, which is generally presumed with a minimum equity interest of 20%, unless it is proven in unusual cases that CEMEX has significant influence with a lower percentage. The equity method reflects in the financial statements the investment’s original cost and the proportional interest of the holding company in the associate’s equity and earnings after acquisition, considering, if applicable, the effects of inflation. According to IFRS 11, *Joint arrangements*, the financial statements of joint ventures, are those joint arrangements in which CEMEX and other third-party investors have agreed to exercise joint control and have rights to the net assets of the arrangement, are recognized under the equity method, whereas, the financial statements of joint operations, in which the parties that have joint control of the arrangement have rights to the assets and obligations for the liabilities relating to the arrangement, are proportionally consolidated line-by-line. The equity method is discontinued when the carrying amount of the investment, including any long-term interest in the associate or joint venture, is reduced to zero, unless CEMEX has incurred or guaranteed additional obligations of the associate or joint venture.

**CEMEX, S.A.B. DE C.V. AND SUBSIDIARIES**  
**Notes to the Consolidated Financial Statements**  
**As of December 31, 2014, 2013 and 2012**  
**(Millions of Mexican pesos)**

**Principles of consolidation – continued**

Other investments of a permanent nature where CEMEX holds equity interests of less than 20% and/or there is no significant influence are carried at their historical cost.

**2C) USE OF ESTIMATES AND CRITICAL ASSUMPTIONS**

The preparation of financial statements in accordance with IFRS principles requires management to make estimates and assumptions that affect reported amounts of assets and liabilities and the disclosure of contingent assets and liabilities at the date of the financial statements, as well as the reported amounts of revenues and expenses during the period. These assumptions are reviewed on an ongoing basis using available information. Actual results could differ from these estimates.

The main items subject to estimates and assumptions by management include, among others, impairment tests of long-lived assets, allowances for doubtful accounts and obsolescence of inventories, recognition of deferred income tax assets, as well as the measurement of financial instruments at fair value, and the assets and liabilities related to employee benefits. Significant judgment is required by management to appropriately assess the amounts of these concepts.

**2D) FOREIGN CURRENCY TRANSACTIONS AND TRANSLATION OF FOREIGN CURRENCY FINANCIAL STATEMENTS**

According to IAS 21, *The effects of changes in foreign exchange rates* (“IAS 21”), transactions denominated in foreign currencies are recorded in the functional currency at the exchange rates prevailing on the dates of their execution. Monetary assets and liabilities denominated in foreign currencies are translated into the functional currency at the exchange rates prevailing at the balance sheet date, and the resulting foreign exchange fluctuations are recognized in earnings, except for exchange fluctuations arising from: 1) foreign currency indebtedness associated to the acquisition of foreign entities; and 2) fluctuations associated with related parties’ balances denominated in foreign currency, which settlement is neither planned nor likely to occur in the foreseeable future and as a result, such balances are of a permanent investment nature. These fluctuations are recorded against “Other equity reserves”, as part of the foreign currency translation adjustment (note 20B) until the disposal of the foreign net investment, at which time, the accumulated amount is recycled through the statement of operations as part of the gain or loss on disposal.

The financial statements of foreign subsidiaries, as determined using their respective functional currency, are translated to pesos at the closing exchange rate for balance sheet accounts and at the closing exchange rates of each month within the period for statements of operations accounts. The functional currency is that in which each consolidated entity primarily generates and expends cash. The corresponding translation effect is included within “Other equity reserves” and is presented in the statement of other comprehensive income (loss) for the period as part of the foreign currency translation adjustment (note 20B) until the disposal of the net investment in the foreign subsidiary.

Considering guidance in IAS 21, and changing circumstances on the net monetary position in foreign currencies of the Parent Company, resulting mainly from: a) a significant decrease in tax liabilities denominated in Mexican Pesos; b) a significant increase in its U.S. Dollar-denominated debt and other financial obligations; and c) the increase in U.S. Dollar-denominated intra-group administrative expenses associated with the externalization of major back office activities with IBM (note 23C); effective as of January 1, 2013, CEMEX, S.A.B. de C.V., on a



**CEMEX, S.A.B. DE C.V. AND SUBSIDIARIES**  
**Notes to the Consolidated Financial Statements**  
**As of December 31, 2014, 2013 and 2012**  
(Millions of Mexican pesos)

**Foreign currency transactions and translation of foreign currency financial statements – continued**

stand-alone basis, prospectively changed its functional currency from the Mexican Peso to the U.S. Dollar. The main effects in the Parent Company's-only financial statements beginning on January 1, 2013, associated with the change in functional currency, as compared to prior years are: i) all transactions, revenues and expenses in any currency are recognized in U.S. Dollars at the exchange rates prevailing at their execution dates; ii) monetary balances of CEMEX, S.A.B. de C.V. denominated in U.S. Dollars will not generate foreign currency fluctuations, while monetary balances in Mexican Pesos and other non-U.S. Dollar-denominated balances will now generate foreign currency fluctuations through the statement of operations; and iii) the conversion option embedded in the Parent Company's mandatory convertible notes denominated in pesos are now treated as a stand-alone derivative instrument with changes in fair value through the statement of operations (notes 16B and 16D), the options embedded in the Parent Company's optional convertible notes denominated in dollars ceased to be treated as stand-alone derivatives, recognizing its fair value as an equity component (notes 16B and 16D). Based on IFRS, prior period financial statements were not restated.

During the reported periods, there were no subsidiaries whose functional currency was the currency of a hyperinflationary economy, which is generally considered to exist when the cumulative inflation rate over the last three years is approaching, or exceeds, 100%. In a hyperinflationary economy, the accounts of the subsidiary's statements of operations should be restated to constant amounts as of the reporting date, in which case, both the balance sheet accounts and the statements of operations accounts would be translated to pesos at the closing exchange rates of the year.

The most significant closing exchange rates and the approximate average exchange rates for balance sheet accounts and income statement accounts, as of December 31 2014, 2013 and 2012, were as follows:

Currency	2014		2013		2012	
	Closing	Average	Closing	Average	Closing	Average
Dollar . . . . .	14.7400	13.3700	13.0500	12.8500	12.8500	13.1500
Euro . . . . .	17.8386	17.6306	17.9554	17.1079	16.9615	16.9688
British Pound Sterling . . . . .	22.9738	21.9931	21.6167	20.1106	20.8841	20.9373
Colombian Peso . . . . .	0.0062	0.0066	0.0068	0.0068	0.0073	0.0073
Egyptian Pound . . . . .	2.0584	1.8824	1.8750	1.8600	2.0233	2.1590
Philippine Peso . . . . .	0.3296	0.3009	0.2940	0.3014	0.3130	0.3125

The financial statements of foreign subsidiaries are initially translated from their functional currencies into dollars and subsequently into pesos. Therefore, the foreign exchange rates presented in the table above between the functional currency and the peso represent the exchange rates resulting from this methodology. The peso to U.S. dollar exchange rate used by CEMEX is an average of free market rates available to settle its foreign currency transactions. No significant differences exist, in any case, between the foreign exchange rates used by CEMEX and those exchange rates published by the Mexican Central Bank.

**2E) CASH AND CASH EQUIVALENTS (note 8)**

The balance in this caption is comprised of available amounts of cash and cash equivalents, mainly represented by highly-liquid short-term investments, which are easily convertible into cash, and which are not subject to significant risks of changes in their values, including overnight investments, which yield fixed returns and have maturities of less than three months from the investment date. These fixed-income investments are recorded at

**CEMEX, S.A.B. DE C.V. AND SUBSIDIARIES**  
**Notes to the Consolidated Financial Statements**  
**As of December 31, 2014, 2013 and 2012**  
**(Millions of Mexican pesos)**

**Cash and cash equivalents – continued**

cost plus accrued interest. Other investments which are easily convertible into cash are recorded at their market value. Gains or losses resulting from changes in market values and accrued interest are included in the statements of operations as part of “Other financial income (expense), net”.

The amount of cash and cash equivalents in the balance sheet includes restricted cash and investments, comprised of deposits in margin accounts that guarantee several of CEMEX’s obligations, to the extent that the restriction will be lifted in less than three months from the balance sheet date. When the restriction period is greater than three months, such restricted cash and investments are not considered cash equivalents and are included within short-term or long-term “Other accounts receivable,” as appropriate. When contracts contain provisions for net settlement, these restricted amounts of cash and investments are offset against the liabilities that CEMEX has with its counterparties.

**2F) TRADE ACCOUNTS RECEIVABLE AND OTHER CURRENT ACCOUNTS RECEIVABLE**  
**(notes 9, 10)**

According to IAS 39, *Financial instruments: recognition and measurement* (“IAS 39”), items under this caption are classified as “loans and receivables”, with no explicit cost, which are recorded at their amortized cost, which is represented by the net present value of the consideration receivable or payable as of the transaction date. Due to their short-term nature, CEMEX initially recognizes these receivables at the original invoiced amount less an estimate of doubtful accounts. Allowances for doubtful accounts as well as impairment of other current accounts receivable, are recognized against administrative and selling expenses.

Trade receivables sold under securitization programs, in which CEMEX maintains a residual interest in the trade accounts receivable sold in case of recovery failure, as well as continued involvement in such assets, do not qualify for derecognition and are maintained on the balance sheet.

**2G) INVENTORIES (note 11)**

Inventories are valued using the lower of cost and net realizable value. The cost of inventories includes expenditures incurred in acquiring the inventories, production or conversion costs and other costs incurred in bringing them to their existing location and condition. CEMEX analyzes its inventory balances to determine if, as a result of internal events, such as physical damage, or external events, such as technological changes or market conditions, certain portions of such balances have become obsolete or impaired. When an impairment situation arises, the inventory balance is adjusted to its net realizable value, whereas, if an obsolescence situation occurs, the inventory obsolescence reserve is increased. In both cases, these adjustments are recognized against the results for the period. Advances to suppliers of inventory are presented as part of other short-term accounts receivable.

**2H) OTHER INVESTMENTS AND NON-CURRENT RECEIVABLES (note 13B)**

As part of the category of “loans and receivables” under IAS 39, non-current accounts receivable, as well as investments classified as held to maturity are initially recognized at their amortized cost. Subsequent changes in net present value are recognized in the statements of operations as part of other financial income (expenses), net.

Investments in financial instruments held for trading, as well as those investments available for sale, classified under IAS 39, are recognized at their estimated fair value, in the first case through the statements of operations as

**CEMEX, S.A.B. DE C.V. AND SUBSIDIARIES**  
**Notes to the Consolidated Financial Statements**  
**As of December 31, 2014, 2013 and 2012**  
(Millions of Mexican pesos)

**Other investments and non-current receivables – continued**

part of other financial income (expenses), net, and in the second case, changes in valuation are recognized as part of other comprehensive income (loss) of the period within other equity reserves until their time of disposition, when all valuation effects accrued in equity are reclassified to other financial income (expenses), net in the statements of operations. These investments are tested for impairment upon the occurrence of a significant adverse change or at least once a year during the last quarter.

**2I) PROPERTY, MACHINERY AND EQUIPMENT (note 14)**

Property, machinery and equipment are recognized at their acquisition or construction cost, as applicable, less accumulated depreciation and accumulated impairment losses. Depreciation of fixed assets is recognized as part of cost and operating expenses (note 5), and is calculated using the straight-line method over the estimated useful lives of the assets, except for mineral reserves, which are depleted using the units-of-production method.

As of December 31, 2014, the maximum average useful lives by category of fixed assets were as follows:

	<b>Years</b>
Administrative buildings . . . . .	34
Industrial buildings . . . . .	33
Machinery and equipment in plant . . . . .	18
Ready-mix trucks and motor vehicles . . . . .	7
Office equipment and other assets . . . . .	6

CEMEX capitalizes, as part of the related cost of fixed assets, interest expense from existing debt during the construction or installation period of significant fixed assets, considering CEMEX’s corporate average interest rate and the average balance of investments in process for the period.

Based on IFRIC 20, *Stripping costs in the production phase of a surface mine* (“IFRIC 20”), all waste removal costs or stripping costs incurred in the operative phase of a surface mine that result in improved access to mineral reserves are recognized as part of the carrying amount of the related quarries. The capitalized amounts are further amortized over the expected useful life of exposed ore body based on the units of production method. Until December 31, 2012, only initial stripping costs were capitalized, while ongoing stripping costs in the same quarry were expensed as incurred, consequently, the consolidated statement of operations for the year ended December 31, 2012 included as part of these consolidated financial statements was restated as a result of the adoption of IFRIC 20. The effects were not significant.

Costs incurred in respect of operating fixed assets that result in future economic benefits, such as an extension in their useful lives, an increase in their production capacity or in safety, as well as those costs incurred to mitigate or prevent environmental damage, are capitalized as part of the carrying amount of the related assets. The capitalized costs are depreciated over the remaining useful lives of such fixed assets. Periodic maintenance on fixed assets is expensed as incurred. Advances to suppliers of fixed assets are presented as part of other long-term accounts receivable.

**2J) BUSINESS COMBINATIONS, GOODWILL, OTHER INTANGIBLE ASSETS AND DEFERRED CHARGES (note 15)**

Business combinations are recognized using the purchase method, by allocating the consideration transferred to assume control of the entity to all assets acquired and liabilities assumed, based on their estimated fair values as

**CEMEX, S.A.B. DE C.V. AND SUBSIDIARIES**  
**Notes to the Consolidated Financial Statements**  
**As of December 31, 2014, 2013 and 2012**  
**(Millions of Mexican pesos)**

**Business combinations, goodwill, other intangible assets and deferred charges – continued**

of the acquisition date. Intangible assets acquired are identified and recognized at fair value. Any unallocated portion of the purchase price represents goodwill, which is not amortized and is subject to periodic impairment tests (note 2K), can be adjusted for any correction to the preliminary assessment given to the assets acquired and/or liabilities assumed within the twelve-month period after purchase. Costs associated with the acquisition are expensed in the statements of operations as incurred.

CEMEX capitalizes intangible assets acquired, as well as costs incurred in the development of intangible assets, when future economic benefits associated with the assets are identified and there is evidence of control over such benefits. Intangible assets are presented at their acquisition or development cost. Such assets are classified as having a definite or indefinite life; the latter are not amortized since the period cannot be accurately established in which the benefits associated with such intangibles will terminate. Amortization of intangible assets of definite life is calculated under the straight-line method and recognized as part of costs and operating expenses (note 5).

Startup costs are recognized in the statements of operations as they are incurred. Costs associated with research and development activities (“R&D activities”), performed by CEMEX to create products and services, as well as to develop processes, equipment and methods to optimize operational efficiency and reduce costs, are recognized in the operating results as incurred. The Technology and Energy departments in CEMEX undertake all significant R&D activities as part of their daily activities. In 2014, 2013 and 2012, total combined expenses of these departments were approximately Ps538 (US\$36), Ps494 (US\$38) and Ps514 (US\$40), respectively. Development costs are capitalized only if they meet the definition of intangible asset mentioned above.

Direct costs incurred in the development stage of computer software for internal use are capitalized and amortized through the operating results over the useful life of the software, which on average is approximately 5 years.

Costs incurred in exploration activities such as payments for rights to explore, topographical and geological studies, as well as trenching, among other items incurred to assess the technical and commercial feasibility of extracting a mineral resource, which are not significant to CEMEX, are capitalized when future economic benefits associated with such activities are identified. When extraction begins, these costs are amortized during the useful life of the quarry based on the estimated tons of material to be extracted. When future economic benefits are not achieved, any capitalized costs are subject to impairment.

CEMEX’s extraction rights have maximum useful lives that range from 30 to 100 years, depending on the sector, and the expected life of the related reserves. As of December 31, 2014, except for extraction rights and/or as otherwise indicated, CEMEX’s intangible assets are amortized on a straight line basis over their useful lives that range on average from 3 to 20 years.

**2K) IMPAIRMENT OF LONG LIVED ASSETS (notes 14, 15)**

**Impairment of property, machinery and equipment, intangible assets of definite life and other investments**

Property, machinery and equipment, intangible assets of definite life and other investments are tested for impairment upon the occurrence of factors such as the occurrence of a significant adverse event, changes in CEMEX’s operating environment, changes in projected use or in technology, as well as expectations of lower operating results for each cash generating unit, in order to determine whether their carrying amounts may not be recovered. In such cases, an impairment loss is recorded in the income statements for the period when such

**CEMEX, S.A.B. DE C.V. AND SUBSIDIARIES**  
**Notes to the Consolidated Financial Statements**  
**As of December 31, 2014, 2013 and 2012**  
**(Millions of Mexican pesos)**

**Impairment of property, machinery and equipment, intangible assets of definite life and other investments – continued**

determination is made within “Other expenses, net.” The impairment loss of an asset results from the excess of the asset’s carrying amount over its recoverable amount, corresponding to the higher of the fair value of the asset, less costs to sell such asset, and the asset’s value in use, the latter represented by the net present value of estimated cash flows related to the use and eventual disposal of the asset.

Significant judgment by management is required to appropriately assess the fair values and values in use of these assets. The main assumptions utilized to develop these estimates are a discount rate that reflects the risk of the cash flows associated with the assets evaluated and the estimations of generation of future income. Those assumptions are evaluated for reasonableness by comparing such discount rates to available market information and by comparing to third-party expectations of industry growth, such as governmental agencies or industry chambers of commerce.

**Goodwill**

Goodwill is tested for impairment when required due to significant adverse changes or at least once a year, during the last quarter of such year, by determining the recoverable amount of the group of cash-generating units (“CGUs”) to which goodwill balances have been allocated, which consists of the higher of such group of CGUs fair value, less cost to sell and its value in use, represented by the discounted amount of estimated future cash flows to be generated by such CGUs to which goodwill has been allocated. Other intangible assets of indefinite life may be tested at the CGU or group of CGUs level, depending on their allocation. CEMEX determines discounted cash flows generally over periods of 5 years. In specific circumstances, when, according to CEMEX’s experience, actual results for a given cash-generating unit do not fairly reflect historical performance and most external economic variables provide the Company with confidence that a reasonably determinable improvement in the mid-term is expected in their operating results, management uses cash flow projections over a period of up to 10 years, to the extent CEMEX has detailed, explicit and reliable financial forecasts and is confident and can demonstrate its ability, based on past experience, to forecast cash flows accurately over that longer period. The number of additional periods above the standard period of 5 years of cash flow projections up to 10 years is determined by the extent to which future expected average performance resembles the historical average performance. If the value in use of a group of CGUs to which goodwill has been allocated is lower than its corresponding carrying amount, CEMEX determines the fair value of such group of CGUs using methodologies generally accepted in the market to determine the value of entities, such as multiples of Operating EBITDA and by reference to other market transactions, among others. An impairment loss is recognized within other expenses, net, if the recoverable amount is lower than the net book value of the group of CGUs to which goodwill has been allocated. Impairment charges recognized on goodwill are not reversed in subsequent periods.

The geographic operating segments reported by CEMEX (note 4), represent CEMEX’s groups of CGUs to which goodwill has been allocated for purposes of testing goodwill for impairment. In arriving at this conclusion, CEMEX considered: a) that after the acquisition, goodwill was allocated at the level of the geographic operating segment; b) that the operating components that comprise the reported segment have similar economic characteristics; c) that the reported segments are used by CEMEX to organize and evaluate its activities in its internal information system; d) the homogeneous nature of the items produced and traded in each operative component, which are all used by the construction industry; e) the vertical integration in the value chain of the products comprising each component; f) the type of clients, which are substantially similar in all components; g) the operative integration among components; and h) that the compensation system of a specific country is based

**CEMEX, S.A.B. DE C.V. AND SUBSIDIARIES**  
**Notes to the Consolidated Financial Statements**  
**As of December 31, 2014, 2013 and 2012**  
**(Millions of Mexican pesos)**

**Goodwill – continued**

on the consolidated results of the geographic segment and not on the particular results of the components. In addition, the country level represents the lowest level within CEMEX at which goodwill is monitored for internal management purposes.

Impairment tests are significantly sensitive to, among other factors, the estimation of future prices of CEMEX's products, the development of operating expenses, local and international economic trends in the construction industry, the long-term growth expectations in the different markets, as well as the discount rates and the growth rates in perpetuity applied. For purposes of estimating future prices, CEMEX uses, to the extent available, historical data plus the expected increase or decrease according to information issued by trusted external sources, such as national construction or cement producer chambers and/or in governmental economic expectations. Operating expenses are normally measured as a constant proportion of revenues, following past experience. However, such operating expenses are also reviewed considering external information sources in respect to inputs that behave according to international prices, such as gas and oil. CEMEX uses specific pre-tax discount rates for each group of CGUs to which goodwill is allocated, which are applied to discount pre-tax cash flows. The amounts of estimated undiscounted cash flows are significantly sensitive to the growth rate in perpetuity applied. Likewise, the amounts of discounted estimated future cash flows are significantly sensitive to the weighted average cost of capital (discount rate) applied. The higher the growth rate in perpetuity applied, the higher the amount of undiscounted future cash flows by group of CGUs obtained. Conversely, the higher the discount rate applied, the lower the amount of discounted estimated future cash flows by group of CGUs obtained.

**2L) FINANCIAL LIABILITIES, DERIVATIVE FINANCIAL INSTRUMENTS AND FAIR VALUE MEASUREMENTS (note 16)**

**Debt**

Bank loans and notes payable are recognized at their amortized cost. Interest accrued on financial instruments is recognized in the balance sheet within "Other accounts payable and accrued expenses" against financial expense. During the reported periods, CEMEX did not have financial liabilities voluntarily recognized at fair value or associated to fair value hedge strategies with derivative financial instruments. Direct costs incurred in debt issuances or borrowings, as well as debt refinancing or non-substantial modifications to debt agreements that did not represent an extinguishment of debt by considering: a) that the relevant economic terms of the new instrument are not substantially different to the replaced instrument; and b) the proportion in which the final holders of the new instrument are the same of the replaced instrument, adjust the carrying amount of related debt are amortized as interest expense as part of the effective interest rate of each transaction over its maturity. These costs include commissions and professional fees. Costs incurred in the extinguishment of debt, as well as debt refinancing or modifications to debt agreements when the new instrument is substantially different to the old instrument according to a qualitative and quantitative analysis, are recognized in the statements of operations within "Financial expense" as incurred.

**Capital leases**

Capital leases, in which CEMEX has substantially all risks and rewards associated with the ownership of an asset, are recognized as financing liabilities against a corresponding fixed asset for the lesser of the market value of the leased asset and the net present value of future minimum payments, using the contract's implicit interest rate to the extent available, or the incremental borrowing cost. Among other elements, the main factors that

**CEMEX, S.A.B. DE C.V. AND SUBSIDIARIES**  
**Notes to the Consolidated Financial Statements**  
**As of December 31, 2014, 2013 and 2012**  
**(Millions of Mexican pesos)**

**Capital leases – continued**

determine a capital lease are: a) if ownership title of the asset is transferred to CEMEX at the expiration of the contract; b) if CEMEX has a bargain purchase option to acquire the asset at the end of the lease term; c) if the lease term covers the majority of the useful life of the asset; and/or d) if the net present value of minimum payments represents substantially all the fair value of the related asset at the beginning of the lease.

**Financial instruments with components of both liabilities and equity**

Based on IAS 32, *Financial instruments: presentation* (“IAS 32”) and IAS 39, when a financial instrument contains components of both liability and equity, such as a note that at maturity is convertible into a fixed number of CEMEX’s shares and the currency in which the instrument is denominated is the same as the functional currency of the issuer, each component is recognized separately in the balance sheet according to the specific characteristics of each transaction. In the case of instruments mandatorily convertible into shares of the issuer, the liability component represents the net present value of interest payments on the principal amount using a market interest rate, without assuming any early conversion, and is recognized within “Other financial obligations,” whereas the equity component represents the difference between the principal amount and the liability component, and is recognized within “Other equity reserves” net of commissions. In the case of instruments that are optionally convertible into a fixed number of shares, the liability component represents the difference between the principal amount and the fair value of the conversion option premium, which reflects the equity component (note 2P). When the transaction is denominated in a currency different than the functional currency of the issuer, the conversion option is accounted for as a derivative financial instrument at fair value in the statements of operations.

**Derivative financial instruments**

CEMEX recognizes all derivative instruments as assets or liabilities in the balance sheet at their estimated fair values, and the changes in such fair values are recognized in the statements of operations within “Other financial expense, net” for the period in which they occur, except for changes in fair value of derivative instruments associated with cash flow hedges, in which case, such changes in fair value are recognized in stockholders’ equity, and are reclassified to earnings as the interest expense of the related debt is accrued, in the case of interest rate swaps, or when the underlying products are consumed in the case of contracts on the price of raw materials and commodities. Likewise, in hedges of the net investment in foreign subsidiaries, changes in fair value are recognized in stockholders’ equity as part of the foreign currency translation result (note 2D), which reversal to earnings would take place upon disposal of the foreign investment. During the reported periods, CEMEX has not designated any derivative instruments in fair value hedges. Derivative instruments are negotiated with institutions with significant financial capacity; therefore, CEMEX believes the risk of non-performance of the obligations agreed to by such counterparties to be minimal.

Accrued interest generated by interest rate derivative instruments, when applicable, is recognized as financial expense in the relevant period, adjusting the effective interest rate of the related debt.

CEMEX reviews its different contracts to identify the existence of embedded derivatives. Identified embedded derivatives are analyzed to determine if they need to be separated from the host contract and recognized in the balance sheet as assets or liabilities, applying the same valuation rules used for other derivative instruments.

**CEMEX, S.A.B. DE C.V. AND SUBSIDIARIES**  
**Notes to the Consolidated Financial Statements**  
**As of December 31, 2014, 2013 and 2012**  
**(Millions of Mexican pesos)**

**Put options granted for the purchase of non-controlling interests and associates**

Represent agreements by means of which CEMEX commits to acquire, in case the counterparty exercises its right to sell at a future date at a predefined price formula or at fair market value, the shares of a non-controlling interest in a subsidiary of CEMEX or an associate. In respect of a put option granted for the purchase of a non-controlling interest in a CEMEX subsidiary, to the extent CEMEX should settle the obligation in cash or through the delivery of other financial asset CEMEX recognizes a liability for the net present value of the redemption amount as of the financial statements' date against the controlling interest within stockholders' equity. A liability is not recognized as a result of an option granted for the purchase of a non-controlling interest when the redemption amount is determined at fair market value at the exercise date and CEMEX has the election to settle using its own shares.

In respect of a put option granted for the purchase of an associate, CEMEX would recognize a liability against a loss in the statements of operations whenever the estimated purchase price exceeds the fair value of the net assets to be acquired by CEMEX, had the counterparty exercised its right to sell.

**Fair value measurements**

CEMEX applies the guidance of IFRS 13, *Fair value measurements* ("IFRS 13") for its fair value measurements of financial assets and financial liabilities recognized or disclosed at fair value. IFRS 13 does not require fair value measurements in addition to those already required or permitted by other IFRSs and is not intended to establish valuation standards or affect valuation practices outside financial reporting. Under IFRS 13, fair value represents an "Exit Value," which is the price that would be received to sell an asset or paid to transfer a liability in an orderly transaction between market participants at the measurement date, considering the counterparty's credit risk in the valuation.

The concept of exit value is premised on the existence of a market and market participants for the specific asset or liability. When there is no market and/or market participants willing to make a market, IFRS 13 establishes a fair value hierarchy that prioritizes the inputs to valuation techniques used to measure fair value. The hierarchy gives the highest priority to unadjusted quoted prices in active markets for identical assets or liabilities (Level 1 measurements) and the lowest priority to measurements involving significant unobservable inputs (Level 3 measurements).

The three levels of the fair value hierarchy are as follows:

- Level 1 inputs are quoted prices (unadjusted) in active markets for identical assets or liabilities that CEMEX has the ability to access at the measurement date. A quote price in an active market provides the most reliable evidence of fair value and is used without adjustment to measure fair value whenever available.
- Level 2 inputs are inputs other than quoted prices in active markets that are observable for the asset or liability, either directly or indirectly, and are used mainly to determine the fair value of securities, investments or loans that are not actively traded. Level 2 inputs included equity prices, certain interest rates and yield curves, implied volatility, credit spreads and other market corroborated inputs, including inputs extrapolated from other observable inputs. In the absence of Level 1 inputs CEMEX determined fair values by iteration of the applicable Level 2 inputs, the number of securities and/or the other relevant terms of the contract, as applicable.
- Level 3 inputs are unobservable inputs for the asset or liability. CEMEX used unobservable inputs to determine fair values, to the extent there are no Level 1 or Level 2 inputs, in valuation models such as Black-Scholes, binomial, discounted cash flows or multiples of Operative EBITDA, including risk assumptions consistent with what market participants would use to arrive at fair value.



**CEMEX, S.A.B. DE C.V. AND SUBSIDIARIES**  
**Notes to the Consolidated Financial Statements**  
**As of December 31, 2014, 2013 and 2012**  
**(Millions of Mexican pesos)**

**2M) PROVISIONS**

CEMEX recognizes provisions when it has a legal or constructive obligation resulting from past events, whose resolution would imply cash outflows or the delivery of other resources owned by the Company. As of December 31, 2014 and 2013 some significant proceedings that gave rise to a portion of the carrying amount of CEMEX's other current and non-current liabilities and provisions are detailed in note 24A.

In May 2013, the IASB issued IFRIC 21, *Levies* ("IFRIC 21"), setting up guidance on the accounting for levies imposed by governments. IFRIC 21, which was effective January 1, 2014, clarifies, among other aspects, that the obligating event that gives rise to a liability to pay a levy is the activity that triggers the payment of the levy, as identified in the legislation, and that an entity does not have a constructive obligation to pay a levy that will be triggered by operating in a future period. CEMEX implemented IFRIC 21 as of January 1, 2014. Given that clear interpretive guidance on the application of IFRIC 21 is not yet available, the adoption of this standard required management to exercise judgment on the conclusion that the effects were not significant. As a result of this assessment it was also determined that the effects from judgments made in measuring the impact of this adoption may subsequently vary from conclusive interpretive guidance when it becomes available.

**Restructuring (note 17)**

CEMEX recognizes provisions for restructuring costs only when the restructuring plans have been properly finalized and authorized by management, and have been communicated to the third parties involved and/or affected by the restructuring prior to the balance sheet date. These provisions may include costs not associated with CEMEX's ongoing activities.

**Asset retirement obligations (note 17)**

Unavoidable obligations, legal or constructive, to restore operating sites upon retirement of long-lived assets at the end of their useful lives are measured at the net present value of estimated future cash flows to be incurred in the restoration process, and are initially recognized against the related assets' book value. The increase to the assets' book value is depreciated during its remaining useful life. The increase in the liability related to the passage of time is charged to the line item "Other financial expenses, net." Adjustments to the liability for changes in estimations are recognized against fixed assets, and depreciation is modified prospectively. These obligations are related mainly to future costs of demolition, cleaning and reforestation, so that quarries, maritime terminals and other production sites are left in acceptable condition at the end of their operation.

**Costs related to remediation of the environment (notes 17 and 24)**

Provisions associated with environmental damage represent the estimated future cost of remediation, which are recognized at their nominal value when the time schedule for the disbursement is not clear, or when the economic effect for the passage of time is not significant; otherwise, such provisions are recognized at their discounted values. Reimbursements from insurance companies are recognized as assets only when their recovery is practically certain. In that case, such reimbursement assets are not offset against the provision for remediation costs.

**Contingencies and commitments (notes 23 and 24)**

Obligations or losses related to contingencies are recognized as liabilities in the balance sheet when present obligations exist resulting from past events that are expected to result in an outflow of resources and the amount

**CEMEX, S.A.B. DE C.V. AND SUBSIDIARIES**  
**Notes to the Consolidated Financial Statements**  
**As of December 31, 2014, 2013 and 2012**  
**(Millions of Mexican pesos)**

**Contingencies and commitments – continued**

can be measured reliably. Otherwise, a qualitative disclosure is included in the notes to the financial statements. The effects of long-term commitments established with third parties, such as supply contracts with suppliers or customers, are recognized in the financial statements on an incurred or accrued basis, after taking into consideration the substance of the agreements. Relevant commitments are disclosed in the notes to the financial statements. The Company does not recognize contingent revenues, income or assets, unless their realization is virtually certain.

**2N) PENSIONS AND POSTRETIREMENT EMPLOYEE BENEFITS (note 18)**

**Defined contribution pension plans**

The costs of defined contribution pension plans are recognized in the operating results as they are incurred. Liabilities arising from such plans are settled through cash transfers to the employees' retirement accounts, without generating future obligations.

**Defined benefit pension plans, other postretirement benefits and termination benefits**

Based on IAS 19, *Employee benefits* ("IAS19"), the costs associated with employees' benefits for: a) defined benefit pension plans; and b) other postretirement benefits, basically comprised of health care benefits, life insurance and seniority premiums, granted by CEMEX and/or pursuant to applicable law, are recognized as services are rendered, based on actuarial estimations of the benefits' present value with the advice of external actuaries. For certain pension plans, CEMEX has created irrevocable trust funds to cover future benefit payments ("plan assets"). These plan assets are valued at their estimated fair value at the balance sheet date. The actuarial assumptions and accounting policy consider: a) the use of nominal rates, b) a single rate is used for the determination of the expected return on plan assets and the discount of the benefits obligation to present value; c) a net interest is recognized on the net defined benefit liability (liability minus plan assets), and d) all actuarial gains and losses for the period, related to differences between the projected and real actuarial assumptions at the end of the period, as well as the difference between the expected and real return on plan assets, are recognized as part of "Other comprehensive income or loss" within stockholders' equity. Until December 31, 2012, the expected rates of return on plan assets were determined based on market prices prevailing on the calculation date, applicable to the period over which the obligation were expected to be settled. As a result of the adoption of amendments to IAS 19 on January 1, 2013, CEMEX restated its consolidated statement of operations for the year ended December 31, 2012. The effects were no significant.

The service cost, corresponding to the increase in the obligation for additional benefits earned by employees during the period, is recognized within operating costs and expenses. The net interest is recognized within "Other financial expenses, net."

The effects from modifications to the pension plans that affect the cost of past services are recognized within operating costs and expenses during the period in which such modifications become effective with respect to the employees or without delay if changes are effective immediately. Likewise, the effects from curtailments and/or settlements of obligations occurring during the period, associated with events that significantly reduce the cost of future services and/or reduce significantly the population subject to pension benefits, respectively, are recognized within operating costs and expenses.

Termination benefits, not associated with a restructuring event, which mainly represent severance payments by law, are recognized in the operating results for the period in which they are incurred.

**CEMEX, S.A.B. DE C.V. AND SUBSIDIARIES**  
**Notes to the Consolidated Financial Statements**  
**As of December 31, 2014, 2013 and 2012**  
**(Millions of Mexican pesos)**

**20) INCOME TAXES (note 19)**

Based on IAS 12, *Income taxes* (“IAS 12”), the effects reflected in the statements of operations for income taxes include the amounts incurred during the period and the amounts of deferred income taxes, determined according to the income tax law applicable to each subsidiary. Consolidated deferred income taxes represent the addition of the amounts determined in each subsidiary by applying the enacted statutory income tax rate to the total temporary differences resulting from comparing the book and taxable values of assets and liabilities, considering tax loss carryforwards as well as other recoverable taxes and tax credits, to the extent that it is probable that future taxable profits will be available against which they can be utilized. The measurement of deferred income taxes reflects the tax consequences that follow the manner in which CEMEX expects, at the end of the reporting period, to recover or settle the carrying amount of its assets and liabilities. Deferred income taxes for the period represent the difference between balances of deferred income at the beginning and the end of the period. Deferred income tax assets and liabilities relating to different tax jurisdictions are not offset. According to IFRS, all items charged or credited directly in stockholders’ equity or as part of other comprehensive income or loss for the period are recognized net of their current and deferred income tax effects. The effect of a change in enacted statutory tax rates is recognized in the period in which the change is officially enacted.

Deferred tax assets are reviewed at each reporting date and are reduced to the extent that it is not considered probable that the related tax benefit will be realized. In conducting such assessment, CEMEX analyzes the aggregate amount of self-determined tax loss carryforwards included in its income tax returns in each country where CEMEX believes, based on available evidence, that the tax authorities would not reject such tax loss carryforwards; and the likelihood of the recoverability of such tax loss carryforwards prior to their expiration through an analysis of estimated future taxable income. If CEMEX believes that it is probable that the tax authorities would reject a self-determined deferred tax asset, it would decrease such asset. Likewise, if CEMEX believes that it would not be able to use a tax loss carryforward before its expiration or any other deferred tax asset, CEMEX would not recognize such deferred tax asset. Both situations would result in additional income tax expense for the period in which such determination is made. In order to determine whether it is probable that deferred tax assets will ultimately be realized, CEMEX takes into consideration all available positive and negative evidence, including factors such as market conditions, industry analysis, expansion plans, projected taxable income, carryforward periods, current tax structure, potential changes or adjustments in tax structure, tax planning strategies, future reversals of existing temporary differences, etc. Likewise, every reporting period, CEMEX analyzes its actual results versus the Company’s estimates, and adjusts, as necessary, its tax asset valuations. If actual results vary from CEMEX’s estimates, the deferred tax asset and/or valuations may be affected and necessary adjustments will be made based on relevant information. Any adjustments recorded will affect CEMEX’s statements of operations in such period.

The income tax effects from an uncertain tax position are recognized when it is more-likely-than-not that the position will be sustained based on its technical merits and assuming that the tax authorities will examine each position and have full knowledge of all relevant information, and they are measured using a cumulative probability model. Each position has been considered on its own, regardless of its relation to any other broader tax settlement. The more-likely-than-not threshold represents a positive assertion by management that CEMEX is entitled to the economic benefits of a tax position. If a tax position is not considered more-likely-than-not to be sustained, no benefits of the position are recognized. CEMEX’s policy is to recognize interest and penalties related to unrecognized tax benefits as part of the income tax in the consolidated statements of operations.

**CEMEX, S.A.B. DE C.V. AND SUBSIDIARIES**  
**Notes to the Consolidated Financial Statements**  
**As of December 31, 2014, 2013 and 2012**  
**(Millions of Mexican pesos)**

**2P) STOCKHOLDERS' EQUITY**

**Common stock and additional paid-in capital (note 20A)**

These items represent the value of stockholders' contributions, and include increases related to the capitalization of retained earnings and the recognition of executive compensation programs in CEMEX's CPOs as well as decreases associated with the restitution of retained earnings.

**Other equity reserves (note 20B)**

This caption groups the cumulative effects of items and transactions that are, temporarily or permanently, recognized directly to stockholders' equity, and includes the elements presented in the statements of comprehensive income (loss). Comprehensive income (loss) for the period includes, in addition to net income (loss), certain changes in stockholders' equity during a period that do not result from investments by owners and distributions to owners. The most significant items within "Other equity reserves" during the reported periods are as follows:

**Items of "Other equity reserves" included within other comprehensive loss:**

- Currency translation effects from the translation of foreign subsidiaries' financial statements, net of: a) exchange results from foreign currency debt directly related to the acquisition of foreign subsidiaries; and b) exchange results from foreign currency related parties balances that are of a long-term investment nature (note 2D);
- The effective portion of the valuation and liquidation effects from derivative instruments under cash flow hedging relationships, which are recorded temporarily in stockholders' equity (note 2L);
- Changes in fair value during the tenure of available-for-sale investments until their disposal (note 2H); and
- Current and deferred income taxes during the period arising from items whose effects are directly recognized in stockholders' equity.

**Items of "Other equity reserves" not included in comprehensive loss:**

- Effects related to controlling stockholders' equity for changes or transactions affecting non-controlling interest stockholders in CEMEX's consolidated subsidiaries;
- Effects attributable to controlling stockholders' equity for financial instruments issued by consolidated subsidiaries that qualify for accounting purposes as equity instruments, such as the interest expense paid on perpetual debentures;
- The equity component determined upon issuance of convertible securities or upon classification, which are mandatorily or optionally convertible into shares of the Parent Company (note 16B) and that qualify under IFRS as instruments having components of liability and equity (note 2L). Upon conversion, this amount will be reclassified to common stock and additional paid-in capital; and
- The cancellation of the Parent Company's shares held by consolidated entities.

**CEMEX, S.A.B. DE C.V. AND SUBSIDIARIES**  
**Notes to the Consolidated Financial Statements**  
**As of December 31, 2014, 2013 and 2012**  
**(Millions of Mexican pesos)**

**Retained earnings (note 20C)**

Retained earnings represent the cumulative net results of prior accounting periods, net of: a) dividends declared to stockholders; b) recapitalizations of retained earnings; c) the effects generated from initial adoption of IFRS as of January 1, 2010 according to IFRS 1; and d) when applicable, the restitution of retained earnings from other line items within stockholder's equity.

**Non-controlling interest and perpetual debentures (note 20D)**

This caption includes the share of non-controlling stockholders in the results and equity of consolidated subsidiaries. This caption also includes the nominal amount as of the balance sheet date of financial instruments (perpetual notes) issued by consolidated entities that qualify as equity instruments considering that there is: a) no contractual obligation to deliver cash or another financial asset; b) no predefined maturity date; and c) a unilateral option to defer interest payments or preferred dividends for indeterminate periods.

**2Q) REVENUE RECOGNITION (note 3)**

CEMEX's consolidated net sales represent the value, before tax on sales, of revenues originated by products and services sold by consolidated subsidiaries as a result of their ordinary activities, after the elimination of transactions between related parties, and are quantified at the fair value of the consideration received or receivable, decreased by any trade discounts or volume rebates granted to customers.

Revenue from the sale of goods and services is recognized when goods are delivered or services are rendered to customers, there is no condition or uncertainty implying a reversal thereof, and they have assumed the risk of loss. Revenue from trading activities, in which CEMEX acquires finished goods from a third party and subsequently sells the goods to another third-party, are recognized on a gross basis, considering that CEMEX assumes the total risk on the goods purchased, not acting as agent or broker.

Revenue and costs associated with construction contracts are recognized in the period in which the work is performed by reference to the percentage or stage of completion of the contract at the end of the period, considering that the following have been defined: a) each party's enforceable rights regarding the asset to be constructed; b) the consideration to be exchanged; c) the manner and terms of settlement; d) actual costs incurred and contract costs required to complete the asset are effectively controlled; and e) it is probable that the economic benefits associated with the contract will flow to the entity.

The percentage of completion of construction contracts represents the proportion that contract costs incurred for work performed to date bear to the estimated total contract costs or the surveys of work performed or the physical proportion of the contract work completed, whichever better reflects the percentage of completion under the specific circumstances. Progress payments and advances received from customers do not reflect the work performed and are recognized as a short or long term advanced payments, as appropriate.

**2R) COST OF SALES, ADMINISTRATIVE AND SELLING EXPENSES AND DISTRIBUTION EXPENSES**

Cost of sales represents the production cost of inventories at the moment of sale. Such cost of sales includes depreciation, amortization and depletion of assets involved in production and expenses related to storage in production plants. Cost of sales excludes expenses related to personnel, equipment and services involved in sale

**CEMEX, S.A.B. DE C.V. AND SUBSIDIARIES**  
**Notes to the Consolidated Financial Statements**  
**As of December 31, 2014, 2013 and 2012**  
**(Millions of Mexican pesos)**

**Cost of sales, administrative and selling expenses and distribution expenses – continued**

activities and storage of product at points of sales, which are included as part of the administrative and selling expenses. Cost of sales includes freight expenses of raw material in plants and delivery expenses of CEMEX's ready-mix concrete business, but excludes freight expenses of finished products between plants and points of sale and freight expenses between points of sales and the customers' facilities, which are included as part of the distribution expenses line item. For the years ended December 31, 2014, 2013 and 2012, selling expenses included as part of the selling and administrative expenses line item amounted to Ps6,218, Ps8,120 and Ps7,946, respectively.

**2S) EXECUTIVE STOCK-BASED COMPENSATION (note 21)**

Based on IFRS 2, *Share-based payments* ("IFRS 2"), stock awards based on shares of the Parent Company and/or a subsidiary granted to executives are defined as equity instruments when services received from employees are settled by delivering CEMEX's shares; or as liability instruments when CEMEX commits to make cash payments to the executives on the exercise date of the awards based on changes in CEMEX's own stock (intrinsic value). The cost of equity instruments represents their estimated fair value at the date of grant and is recognized in the statements of operations during the period in which the exercise rights of the employees become vested. In respect of liability instruments, these instruments are valued at their estimated fair value at each reporting date, recognizing the changes in fair value through the operating results. CEMEX determines the estimated fair value of options using the binomial financial option-pricing model.

**2T) EMISSION RIGHTS**

In some of the countries where CEMEX operates, such as EU countries, governments have established mechanisms aimed at reducing carbon dioxide emissions ("CO<sup>2</sup>") by means of which industries releasing CO<sup>2</sup> must submit to the environmental authorities at the end of a compliance period emission rights for a volume equivalent to the tons of CO<sup>2</sup> released. Since the mechanism for emissions reduction in the EU has been in operation, a certain number of emission rights based on historical levels have been granted by the relevant environmental authorities to the different industries free of cost. Therefore, companies have to buy additional emission rights to meet deficits between actual CO<sup>2</sup> emissions during the compliance period and emission rights actually held, or they can dispose of any surplus of emission rights in the market. In addition, the United Nations Framework Convention on Climate Change ("UNFCCC") grants Certified Emission Reductions ("CERs") to qualified CO<sup>2</sup> emission reduction projects. CERs may be used in specified proportions to settle emission rights obligations in the EU. CEMEX actively participates in the development of projects aimed to reduce CO<sup>2</sup> emissions. Some of these projects have been awarded with CERs.

CEMEX does not maintain emission rights, CERs and/or enter into forward transactions with trading purposes. In the absence of an IFRS that defines an accounting treatment for these schemes, CEMEX accounts for the effects associated with CO<sup>2</sup> emission reduction mechanisms as follows:

- Emission rights granted by governments are not recognized in the balance sheet considering that their cost is zero.
- Revenues from the sale of any surplus of emission rights are recognized by decreasing cost of sales; in the case of forward sale transactions, revenues are recognized upon physical delivery of the emission certificates.
- Emission rights and/or CERs acquired to hedge current CO<sup>2</sup> emissions are recognized as intangible assets at cost, and are further amortized to cost of sales during the compliance period. In the case of forward purchases, assets are recognized upon physical reception of the emission certificates.

**CEMEX, S.A.B. DE C.V. AND SUBSIDIARIES**  
**Notes to the Consolidated Financial Statements**  
**As of December 31, 2014, 2013 and 2012**  
**(Millions of Mexican pesos)**

**Emission rights – continued**

- CEMEX accrues a provision against cost of sales when the estimated annual emissions of CO<sup>2</sup> are expected to exceed the number of emission rights, net of any benefit obtained through swap transactions of emission rights for CERs.
- CERs received from the UNFCCC are recognized as intangible assets at their development cost, which are attributable mainly to legal expenses incurred in the process of obtaining such CERs.

The combined effect of the use of alternate fuels that help reduce the emission of CO<sup>2</sup>, and the downturn in produced cement volumes in the EU, generated a surplus of emission rights held over the estimated CO<sup>2</sup> emissions in the recent years. During 2014, 2013 and 2012, there were no sales of emission rights to third parties.

**2U) CONCENTRATION OF CREDIT**

CEMEX sells its products primarily to distributors in the construction industry, with no specific geographic concentration within the countries in which CEMEX operates. As of and for the years ended December 31, 2014, 2013 and 2012, no single customer individually accounted for a significant amount of the reported amounts of sales or in the balances of trade receivables. In addition, there is no significant concentration of a specific supplier relating to the purchase of raw materials.

**2V) NEWLY ISSUED IFRS NOT YET ADOPTED**

There are a number of IFRS issued as of the date of issuance of these financial statements but which have not yet been adopted, which are listed below. Except as otherwise indicated, CEMEX expects to adopt these IFRS when they become effective.

- IFRS 9, *Financial instruments: classification and measurement* (“IFRS 9”). Phase 1: during 2009 and 2010, the IASB issued the chapters of IFRS 9 relating to the classification and measurement of financial assets and liabilities, and incorporated limited amendments in July 2014 for the classification and measurement of financial assets. Phase 2: in July 2014, the IASB added to IFRS 9 the impairment requirements related to the accounting for expected credit losses on an entity’s financial assets and commitments to extend credits. Phase 3: in November 2013, the IASB added to IFRS 9 the requirements related to hedge accounting. As intended by the IASB, IFRS 9 will replace IAS 39 in its entirety. IFRS 9 requires an entity to recognize a financial asset or a financial liability in its statement of financial position when, and only when, the entity becomes party to the contractual provisions of the instrument. At initial recognition, an entity shall measure a financial asset or financial liability at its fair value plus or minus, in the case of a financial asset or financial liability not at fair value through profit or loss, transaction costs that are directly attributable to the acquisition or issue of the financial asset or financial liability, and includes a category of financial assets at fair value through other comprehensive income for simple debt instruments. In respect to impairment requirements, IFRS 9 eliminates the threshold set forth in IAS 39 for the recognition of credit losses. Under the impairment approach in IFRS 9 it is no longer necessary for a credit event to have occurred before credit losses are recognized, instead, an entity always accounts for expected credit losses, and changes in those expected losses through profit or loss. In respect to hedging activities, the requirements of IFRS 9 align hedge accounting more closely with an entity’s risk management through a principles-based approach. Nonetheless, the IASB provided entities with an accounting policy choice between applying the hedge accounting requirements of IFRS 9 or continuing to apply the existing hedge accounting requirements in IAS 39 until the IASB completes its project on the accounting for macro hedging. IFRS 9 is effective for annual periods beginning on or after January 1, 2018, with early adoption permitted. If an entity elects to

**CEMEX, S.A.B. DE C.V. AND SUBSIDIARIES**  
**Notes to the Consolidated Financial Statements**  
**As of December 31, 2014, 2013 and 2012**  
(Millions of Mexican pesos)

**Newly issued IFRS not yet adopted – continued**

apply IFRS 9 early, it must apply all of the requirements in this standard at the same time. CEMEX is currently evaluating the impact that IFRS 9 will have on the classification and measurement of its financial assets and financial liabilities, impairment of financial assets and hedging activities. Preliminarily, CEMEX does not expect a significant effect. Nonetheless, CEMEX is not considering an early application of IFRS 9.

- In May 2014, the IASB issued IFRS 15, *Revenue from contracts with customers* (“IFRS 15”). The core principle of IFRS 15 is that an entity recognizes revenue to depict the transfer of promised goods or services to customers in an amount that reflects the consideration to which the entity expects to be entitled in exchange for those goods or services, following a five step model: Step 1: Identify the contract(s) with a customer, which is an agreement between two or more parties that creates enforceable rights and obligations; Step 2: Identify the performance obligations in the contract, considering that if a contract includes promises to transfer distinct goods or services to a customer, the promises are performance obligations and are accounted for separately; Step 3: Determine the transaction price, which is the amount of consideration in a contract to which an entity expects to be entitled in exchange for transferring promised goods or services to a customer; Step 4: Allocate the transaction price to the performance obligations in the contract, on the basis of the relative stand-alone selling prices of each distinct good or service promised in the contract; and Step 5: Recognize revenue when (or as) the entity satisfies a performance obligation, by transferring a promised good or service to a customer (which is when the customer obtains control of that good or service). A performance obligation may be satisfied at a point in time (typically for promises to transfer goods to a customer) or over time (typically for promises to transfer services to a customer). IFRS 15 also includes disclosure requirements that would provide users of financial statements with comprehensive information about the nature, amount, timing and uncertainty of revenue and cash flows arising from the entity’s contracts with customers. IFRS 15 will supersede all existing guidance on revenue recognition. IFRS 15 is effective for annual periods beginning on or after January 1, 2017, with early adoption permitted considering certain additional disclosure requirements. CEMEX is currently evaluating the impact that IFRS 15 will have on the recognition of revenue from its contracts with customers. Preliminarily, CEMEX does not expect a significant effect. Nonetheless, CEMEX is not considering an early application of IFRS 15.

**3) REVENUES AND CONSTRUCTION CONTRACTS**

For the years ended December 31, 2014, 2013 and 2012, net sales, after sales and eliminations between related parties resulting from consolidation, were as follows:

	<u>2014</u>	<u>2013</u>	<u>2012</u>
From the sale of goods associated to CEMEX’s main activities <sup>1</sup> . . . . .	Ps 202,529	187,335	189,219
From the sale of services <sup>2</sup> . . . . .	2,618	2,523	2,574
From the sale of other goods and services <sup>3</sup> . . . . .	<u>4,876</u>	<u>5,803</u>	<u>5,243</u>
	<u>Ps 210,023</u>	<u>195,661</u>	<u>197,036</u>

- 1 Includes in each period those revenues generated under construction contracts that are presented in the table below.
- 2 Refers mainly to revenues generated by Neoris N.V., a subsidiary involved in providing information technology solutions and services.
- 3 Refers mainly to revenues generated by subsidiaries not individually significant operating in different lines of business.



**CEMEX, S.A.B. DE C.V. AND SUBSIDIARIES**  
**Notes to the Consolidated Financial Statements**  
**As of December 31, 2014, 2013 and 2012**  
(Millions of Mexican pesos)

**Revenues and construction contracts – continued**

For the years ended December 31, 2014, 2013 and 2012, revenues and costs related to construction contracts in progress were as follows:

	<u>Recognized to date<sup>1</sup></u>	<u>2014</u>	<u>2013</u>	<u>2012</u>
Revenue from construction contracts included in consolidated net sales <sup>2</sup> . . . .	Ps 4,026	328	1,319	180
Costs incurred in construction contracts included in consolidated cost of sales <sup>3</sup> . . . . .	<u>(2,986)</u>	<u>(291)</u>	<u>(1,144)</u>	<u>(80)</u>
Construction contracts operating profit . . . . .	Ps <u>1,040</u>	<u>37</u>	<u>175</u>	<u>100</u>

- 1 Revenues and costs recognized from inception of the contracts until December 31, 2014 in connection with those projects still in progress.
- 2 Revenues from construction contracts during 2014, 2013 and 2012, determined under the percentage of completion method, were mainly obtained in Mexico and Colombia.
- 3 Refers to actual costs incurred during the periods. The oldest contract in progress as of December 31, 2014 started in 2010.

As of December 31, 2014 and 2013, amounts receivable for progress billings to customers of construction contracts and/or advances received by CEMEX from these customers were not significant.

**4) SELECTED FINANCIAL INFORMATION BY GEOGRAPHIC OPERATING SEGMENT**

CEMEX applies IFRS 8, *Operating Segments* (“IFRS 8”), for the disclosure of its operating segments, which are defined as the components of an entity that engage in business activities from which they may earn revenues and incur expenses, whose operating results are regularly reviewed by the entity’s top management to make decisions about resources to be allocated to the segments and assess their performance, and for which discrete financial information is available.

CEMEX’s main activities are oriented to the construction industry segment through the production, distribution, marketing and sale of cement, ready-mix concrete, aggregates and other construction materials. CEMEX operates geographically on a regional basis. Beginning in April 2011, CEMEX’s operations were reorganized into six geographical regions, each under the supervision of a regional president: 1) Mexico, 2) United States, 3) Northern Europe, 4) Mediterranean, 5) South America and the Caribbean (“SAC”), and 6) Asia. Each regional president supervises and is responsible for all the business activities in the countries comprising the region. These activities refer to the production, distribution, marketing and sale of cement, ready-mix concrete, aggregates and other construction materials, the allocation of resources and the review of their performance and operating results. All regional presidents report directly to CEMEX’s Chief Executive Officer. The country manager, who is one level below the regional president in the organizational structure, reports the performance and operating results of its country to the regional president, including all the operating sectors. CEMEX’s top management internally evaluates the results and performance of each country and region for decision-making purposes and allocation of resources, following a vertical integration approach considering: a) that the operating components that comprise the reported segment have similar economic characteristics; b) that the reported segments are used by CEMEX to organize and evaluate its activities in its internal information system; c) the homogeneous nature of the items produced and traded in each operative component, which are all used by the construction industry; d) the vertical integration in the value chain of the products comprising each component; e) the type of clients,

**CEMEX, S.A.B. DE C.V. AND SUBSIDIARIES**  
**Notes to the Consolidated Financial Statements**  
**As of December 31, 2014, 2013 and 2012**  
**(Millions of Mexican pesos)**

**Selected financial information by geographic operating segment – continued**

which are substantially similar in all components; f) the operative integration among components; and g) that the compensation system of a specific country is based on the consolidated results of the geographic segment and not on the particular results of the components. In accordance with this approach, in CEMEX's daily operations, management allocates economic resources and evaluates operating results on a country basis rather than on an operating component basis.

Based on IFRS 8 and considering the financial information that is regularly reviewed by CEMEX's top management, each of the six geographic regions in which CEMEX operates and the countries that comprise such regions represent reportable operating segments. However, for disclosure purposes in the notes to the financial statements, considering similar regional and economic characteristics and/or the fact that certain countries do not exceed the materiality thresholds included in IFRS 8 to be reported separately, such countries have been aggregated and presented as single line items as follows: a) "Rest of Northern Europe" is mainly comprised of CEMEX's operations in Ireland, the Czech Republic, Austria, Poland, Hungary and Latvia, as well as trading activities in Scandinavia and Finland; b) "Rest of Mediterranean" is mainly comprised of CEMEX's operations in Croatia, the United Arab Emirates and Israel; c) "Rest of South America and the Caribbean" or "Rest of SAC" is mainly comprised of CEMEX's operations in Costa Rica, Panama, Puerto Rico, the Dominican Republic, Nicaragua, Jamaica and other countries in the Caribbean, Guatemala, and small ready-mix concrete operations in Argentina; and d) "Rest of Asia" is mainly comprised of CEMEX's operations in Thailand, Bangladesh, China and Malaysia. The segment "Others" refers to: 1) cement trade maritime operations, 2) Neoris N.V., CEMEX's subsidiary involved in the development of information technology solutions, 3) the Parent Company and other corporate entities, and 4) other minor subsidiaries with different lines of business.

The main indicator used by CEMEX's management to evaluate the performance of each country is "Operating EBITDA" representing operating earnings before other expenses, net, plus depreciation and amortization, considering that such amount represents a relevant measure for CEMEX's management as an indicator of the ability to internally fund capital expenditures, as well as a widely accepted financial indicator to measure CEMEX's ability to service or incur debt (note 16). Operating EBITDA should not be considered as an indicator of CEMEX's financial performance, as an alternative to cash flow, as a measure of liquidity, or as being comparable to other similarly titled measures of other companies. This indicator, which is presented in the selected financial information by geographic operating segment, is consistent with the information used by CEMEX's management for decision-making purposes. The accounting policies applied to determine the financial information by geographic operating segment are consistent with those described in note 2. CEMEX recognizes sales and other transactions between related parties based on market values.

**CEMEX, S.A.B. DE C.V. AND SUBSIDIARIES**  
**Notes to the Consolidated Financial Statements**  
**As of December 31, 2014, 2013 and 2012**  
**(Millions of Mexican pesos)**

Selected information of the consolidated statements of operations by geographic operating segment for the years ended December 31, 2014, 2013 and 2012 was as follows:

	Net sales (including related parties)	Less: Related parties	Net sales	Operating EBITDA	Less: depreciation and amortization	Operating earnings before other expenses, net	Other expenses, net	Financial expense	Other financing items, net
<b>2014</b>									
Mexico .....	Ps 51,411	(10,142)	41,269	13,480	2,420	11,060	734	(262)	481
United States .....	49,127	(32)	49,095	5,337	5,718	(381)	(346)	(417)	(122)
<b>Northern Europe</b>									
United Kingdom .....	17,071	—	17,071	1,672	1,004	668	1,062	(33)	(378)
Germany .....	14,138	(1,247)	12,891	869	625	244	(797)	(29)	(122)
France .....	12,914	—	12,914	852	516	336	(94)	(72)	(4)
Rest of Northern Europe .....	12,936	(957)	11,979	1,348	897	451	(356)	(31)	(90)
<b>Mediterranean</b>									
Spain .....	4,717	(559)	4,158	363	571	(208)	(2,107)	(29)	(4)
Egypt .....	7,123	(12)	7,111	2,664	474	2,190	(209)	(28)	15
Rest of Mediterranean .....	10,294	(94)	10,200	1,344	285	1,059	(73)	(26)	(13)
<b>South America and the Caribbean</b>									
Colombia .....	13,242	(1)	13,241	4,838	476	4,362	52	(90)	(353)
Rest of SAC .....	16,292	(1,865)	14,427	4,767	688	4,079	(101)	(44)	9
<b>Asia</b>									
Philippines .....	5,912	(2)	5,910	1,374	338	1,036	40	(5)	(8)
Rest of Asia .....	2,263	—	2,263	170	71	99	(174)	(6)	36
<b>Others</b> .....	13,532	(6,038)	7,494	(2,438)	374	(2,812)	(2,759)	(20,432)	3,048
<b>Total</b> .....	Ps 230,972	(20,949)	210,023	36,640	14,457	22,183	(5,128)	(21,504)	2,495

	Net sales (including related parties)	Less: Related parties	Net sales	Operating EBITDA	Less: depreciation and amortization	Operating earnings before other expenses, net	Other expenses, net	Financial expense	Other financing items, net
<b>2013</b>									
Mexico .....	Ps 40,932	(1,507)	39,425	12,740	2,493	10,247	(721)	(337)	206
United States .....	42,582	(128)	42,454	2,979	5,885	(2,906)	(359)	(501)	(129)
<b>Northern Europe</b>									
United Kingdom .....	14,368	—	14,368	1,005	882	123	(258)	(113)	(220)
Germany .....	13,715	(976)	12,739	826	643	183	(80)	(11)	(125)
France .....	13,393	—	13,393	1,274	532	742	(160)	(61)	(22)
Rest of Northern Europe .....	12,250	(822)	11,428	1,310	889	421	(115)	(13)	(141)
<b>Mediterranean</b>									
Spain .....	3,856	(203)	3,653	360	629	(269)	(1,439)	(55)	11
Egypt .....	6,162	3	6,165	2,373	462	1,911	(144)	(15)	55
Rest of Mediterranean .....	9,517	(91)	9,426	1,334	225	1,109	(12)	(49)	30
<b>South America and the Caribbean</b>									
Colombia .....	13,203	—	13,203	5,449	485	4,964	(87)	(177)	(183)
Rest of SAC .....	15,527	(1,843)	13,684	4,518	675	3,843	(345)	(49)	(11)
<b>Asia</b>									
Philippines .....	5,067	—	5,067	1,173	320	853	12	(3)	38
Rest of Asia .....	2,330	—	2,330	153	80	73	57	(12)	29
<b>Others</b> .....	16,604	(8,278)	8,326	(1,531)	259	(1,790)	(1,252)	(18,541)	2,168
<b>Total</b> .....	Ps 209,506	(13,845)	195,661	33,963	14,459	19,504	(4,903)	(19,937)	1,706

**CEMEX, S.A.B. DE C.V. AND SUBSIDIARIES**  
**Notes to the Consolidated Financial Statements**  
**As of December 31, 2014, 2013 and 2012**  
(Millions of Mexican pesos)

**Selected information of the consolidated statements of operations by geographic operating segment – continued**

<b>2012</b>	Net sales (including related parties)	Less: Related parties	<b>Net sales</b>	<b>Operating EBITDA</b>	Less: depreciation and amortization	<b>Operating earnings before other expenses, net</b>	Other expenses, net	Financial expense	Other financing items, net	
Mexico . . . . .	Ps 44,412	(1,425)	42,987	16,048	2,645	13,403	(94)	(438)	(84)	
United States . . . . .	40,319	(122)	40,197	405	6,464	(6,059)	(967)	(617)	(159)	
<b>Northern Europe</b>										
United Kingdom . . . . .	14,620	—	14,620	1,910	996	914	(297)	(244)	(701)	
Germany . . . . .	14,406	(953)	13,453	704	1,015	(311)	(258)	(18)	(170)	
France . . . . .	13,324	—	13,324	1,340	581	759	(156)	(68)	13	
Rest of Northern Europe . . . . .	12,778	(806)	11,972	1,797	918	879	440	(119)	56	
<b>Mediterranean</b>										
Spain . . . . .	4,841	(155)	4,686	1,349	690	659	(1,443)	(111)	944	
Egypt . . . . .	6,382	(190)	6,192	2,473	556	1,917	(203)	(9)	82	
Rest of Mediterranean . . . . .	8,160	(37)	8,123	1,069	307	762	(112)	(47)	(91)	
<b>South America and the Caribbean</b>										
Colombia . . . . .	11,932	—	11,932	4,905	396	4,509	31	(139)	348	
Rest of SAC . . . . .	16,450	(1,851)	14,599	4,417	761	3,656	(70)	(62)	5	
<b>Asia</b>										
Philippines . . . . .	4,704	—	4,704	901	305	596	27	(3)	(11)	
Rest of Asia . . . . .	2,430	—	2,430	110	75	35	13	(13)	—	
<b>Others</b> . . . . .	15,154	(7,337)	7,817	(2,922)	1,796	(4,718)	(2,401)	(16,623)	745	
<b>Total</b> . . . . .	Ps <u>209,912</u>	<u>(12,876)</u>	<u>197,036</u>	<u>34,506</u>	<u>17,505</u>	<u>17,001</u>	<u>(5,490)</u>	<u>(18,511)</u>	<u>977</u>	

The information of equity in income of associates by geographic Operating segment for the years ended December 31, 2014, 2013 and 2012 is included in the note 13A.

**CEMEX, S.A.B. DE C.V. AND SUBSIDIARIES**  
**Notes to the Consolidated Financial Statements**  
**As of December 31, 2014, 2013 and 2012**  
(Millions of Mexican pesos)

**Selected information of the consolidated statements of operations by geographic operating segment – continued**

As of December 31, 2014 and 2013, selected balance sheet information by geographic segment was as follows:

<b>2014</b>	<b>Investments in associates</b>	<b>Other segment Assets</b>	<b>Total assets</b>	<b>Total liabilities</b>	<b>Net assets by segment</b>	<b>Additions to fixed assets <sup>1</sup></b>
Mexico .....	Ps 855	75,739	76,594	17,367	59,227	1,177
United States .....	1,007	228,068	229,075	15,420	213,655	2,738
<b>Northern Europe</b>						
United Kingdom .....	104	29,780	29,884	16,736	13,148	626
Germany .....	61	12,383	12,444	7,683	4,761	389
France .....	544	14,019	14,563	5,960	8,603	362
Rest of Northern Europe .....	73	16,791	16,864	4,541	12,323	353
<b>Mediterranean</b>						
Spain .....	77	21,343	21,420	2,583	18,837	166
Egypt .....	—	7,914	7,914	4,182	3,732	418
Rest of Mediterranean .....	5	11,364	11,369	4,518	6,851	289
<b>South America and the Caribbean</b>						
Colombia .....	—	15,949	15,949	9,447	6,502	1,378
Rest of South America and the Caribbean .....	24	18,341	18,365	3,361	15,004	766
<b>Asia</b>						
Philippines .....	3	9,567	9,570	1,931	7,639	705
Rest of Asia .....	—	1,871	1,871	751	1,120	49
<b>Others</b> .....	<u>6,807</u>	<u>42,272</u>	<u>49,079</u>	<u>272,310</u>	<u>(223,231)</u>	<u>70</u>
<b>Total</b> .....	Ps <u>9,560</u>	<u>505,401</u>	<u>514,961</u>	<u>366,790</u>	<u>148,171</u>	<u>9,486</u>
<b>2013</b>	<b>Investments in associates</b>	<b>Other segment Assets</b>	<b>Total assets</b>	<b>Total liabilities</b>	<b>Net assets by segment</b>	<b>Additions to fixed assets <sup>1</sup></b>
Mexico .....	Ps 821	75,948	76,769	16,230	60,539	1,182
United States .....	920	205,487	206,407	11,259	195,148	2,237
<b>Northern Europe</b>						
United Kingdom .....	190	28,512	28,702	12,710	15,992	567
Germany .....	59	12,845	12,904	6,891	6,013	556
France .....	539	14,629	15,168	4,839	10,329	482
Rest of Northern Europe .....	74	18,089	18,163	4,400	13,763	505
<b>Mediterranean</b>						
Spain .....	15	23,362	23,377	2,539	20,838	151
Egypt .....	—	7,498	7,498	3,402	4,096	314
Rest of Mediterranean .....	6	10,646	10,652	3,711	6,941	299
<b>South America and the Caribbean</b>						
Colombia .....	—	17,285	17,285	9,948	7,337	934
Rest of South America and the Caribbean .....	24	16,681	16,705	3,233	13,472	594
<b>Asia</b>						
Philippines .....	3	7,716	7,719	1,296	6,423	451
Rest of Asia .....	—	2,116	2,116	711	1,405	74
<b>Others</b> .....	<u>6,371</u>	<u>46,294</u>	<u>52,665</u>	<u>266,643</u>	<u>(213,978)</u>	<u>63</u>
<b>Total</b> .....	Ps <u>9,022</u>	<u>487,108</u>	<u>496,130</u>	<u>347,812</u>	<u>148,318</u>	<u>8,409</u>

1 In 2014 and 2013, the total “Additions to fixed assets “includes capital expenditures of approximately Ps8,866 and Ps7,769, respectively (note 14).

**CEMEX, S.A.B. DE C.V. AND SUBSIDIARIES**  
**Notes to the Consolidated Financial Statements**  
**As of December 31, 2014, 2013 and 2012**  
**(Millions of Mexican pesos)**

Total consolidated liabilities as of December 31, 2014 and 2013 included debt of Ps205,834 and Ps190,980, respectively. Of such balances, as of December 31, 2014 and 2013, 59% and 49% was in the Parent Company, 8% and 17% was in Spain, 32% and 32% was in finance subsidiaries in the Netherlands, Luxembourg and the United States, and 1% and 2% was in other countries, respectively. As mentioned above, the Parent Company and the finance subsidiaries mentioned above are included within the segment “Others”.

Net sales by product and geographic segment for the years ended December 31, 2014, 2013 and 2012 were as follows:

<b>2014</b>	<b>Cement</b>	<b>Concrete</b>	<b>Aggregates</b>	<b>Others</b>	<b>Eliminations</b>	<b>Net sales</b>
Mexico .....	Ps 27,667	12,855	2,963	9,056	(11,272)	41,269
United States .....	17,937	21,490	9,886	12,294	(12,512)	49,095
<b>Northern Europe</b>						
United Kingdom .....	3,824	6,666	6,128	7,929	(7,476)	17,071
Germany .....	4,883	6,600	4,042	2,434	(5,068)	12,891
France .....	—	10,826	4,585	215	(2,712)	12,914
Rest of Northern Europe .....	5,305	5,753	2,427	893	(2,399)	11,979
<b>Mediterranean</b>						
Spain .....	3,856	783	168	359	(1,008)	4,158
Egypt .....	6,402	542	19	318	(170)	7,111
Rest of Mediterranean .....	2,289	7,082	1,755	996	(1,922)	10,200
<b>South America and the Caribbean</b>						
Colombia .....	9,544	4,964	1,547	770	(3,584)	13,241
Rest of South America and the Caribbean .....	13,123	3,417	712	690	(3,515)	14,427
<b>Asia</b>						
Philippines .....	5,849	48	—	27	(14)	5,910
Rest of Asia .....	998	1,099	94	102	(30)	2,263
<b>Others</b> .....	—	—	—	11,605	(4,111)	7,494
<b>Total</b> .....	Ps <u>101,677</u>	<u>82,125</u>	<u>34,326</u>	<u>47,688</u>	<u>(55,793)</u>	<u>210,023</u>
<b>2013</b>						
Mexico .....	Ps 26,497	12,228	2,580	9,924	(11,804)	39,425
United States .....	15,296	18,589	8,764	10,793	(10,988)	42,454
<b>Northern Europe</b>						
United Kingdom .....	3,387	5,699	4,856	6,952	(6,526)	14,368
Germany .....	4,460	6,386	3,972	2,524	(4,603)	12,739
France .....	—	11,244	4,378	189	(2,418)	13,393
Rest of Northern Europe .....	5,377	5,775	2,186	619	(2,529)	11,428
<b>Mediterranean</b>						
Spain .....	3,057	678	174	368	(624)	3,653
Egypt .....	5,718	403	18	128	(102)	6,165
Rest of Mediterranean .....	2,122	6,214	1,438	911	(1,259)	9,426
<b>South America and the Caribbean</b>						
Colombia .....	8,847	4,474	1,358	630	(2,106)	13,203
Rest of South America and the Caribbean .....	12,677	3,240	651	552	(3,436)	13,684
<b>Asia</b>						
Philippines .....	5,040	10	—	23	(6)	5,067
Rest of Asia .....	977	1,166	143	101	(57)	2,330
<b>Others</b> .....	—	—	—	16,605	(8,279)	8,326
<b>Total</b> .....	Ps <u>93,455</u>	<u>76,106</u>	<u>30,518</u>	<u>50,319</u>	<u>(54,737)</u>	<u>195,661</u>

**CEMEX, S.A.B. DE C.V. AND SUBSIDIARIES**  
**Notes to the Consolidated Financial Statements**  
**As of December 31, 2014, 2013 and 2012**  
(Millions of Mexican pesos)

**Net sales by product and geographic segment – continued**

<b>2012</b>	<u>Cement</u>	<u>Concrete</u>	<u>Aggregates</u>	<u>Others</u>	<u>Eliminations</u>	<u>Net sales</u>
Mexico .....	Ps 29,229	12,927	2,478	10,090	(11,737)	42,987
United States .....	14,372	16,653	8,215	11,204	(10,247)	40,197
<b>Northern Europe</b>						
United Kingdom .....	3,404	5,628	5,064	7,345	(6,821)	14,620
Germany .....	4,546	6,264	3,882	3,283	(4,522)	13,453
France .....	—	11,181	4,112	312	(2,281)	13,324
Rest of Northern Europe .....	5,103	6,066	2,155	892	(2,244)	11,972
<b>Mediterranean</b>						
Spain .....	3,829	965	316	397	(821)	4,686
Egypt .....	5,461	463	24	525	(281)	6,192
Rest of Mediterranean .....	1,910	5,130	1,187	1,018	(1,122)	8,123
<b>South America and the Caribbean</b>						
Colombia .....	8,911	4,102	1,351	897	(3,329)	11,932
Rest of South America and the Caribbean .....	12,832	3,337	619	703	(2,892)	14,599
<b>Asia</b>						
Philippines .....	4,702	—	1	2	(1)	4,704
Rest of Asia .....	954	1,320	102	92	(38)	2,430
<b>Others</b> .....	—	—	—	15,153	(7,336)	7,817
<b>Total</b> .....	Ps <u>95,253</u>	<u>74,036</u>	<u>29,506</u>	<u>51,913</u>	<u>(53,672)</u>	<u>197,036</u>

**5) DEPRECIATION AND AMORTIZATION**

Depreciation and amortization recognized during 2014, 2013 and 2012 is detailed as follows:

	<u>2014</u>	<u>2013</u>	<u>2012</u>
Depreciation and amortization expense related to assets used in the production process .....	Ps 12,912	13,048	14,182
Depreciation and amortization expense related to assets used in administrative and selling activities .....	<u>1,545</u>	<u>1,411</u>	<u>3,323</u>
	Ps <u>14,457</u>	<u>14,459</u>	<u>17,505</u>

**6) OTHER EXPENSES, NET**

“Other expenses, net” in 2014, 2013 and 2012, consisted of the following:

	<u>2014</u>	<u>2013</u>	<u>2012</u>
Impairment losses and effects from assets held for sale (notes 11, 12, 13B, 14 and 15) <sup>1</sup> .....	Ps (3,867)	(1,591)	(1,661)
Restructuring costs <sup>2</sup> .....	(546)	(963)	(3,079)
Charitable contributions .....	(18)	(25)	(100)
Results from the sale of assets and others, net .....	<u>(697)</u>	<u>(2,324)</u>	<u>(650)</u>
	Ps <u>(5,128)</u>	<u>(4,903)</u>	<u>(5,490)</u>

**1** In 2014, includes impairment losses on inventory of Ps292, as well as aggregate impairment losses from assets reclassified to held for sale for approximately Ps2,392, both in connection with the projected sale transactions in the western region of Germany and in Andorra, Spain (notes 11, 12 and 15B).

**CEMEX, S.A.B. DE C.V. AND SUBSIDIARIES**  
**Notes to the Consolidated Financial Statements**  
**As of December 31, 2014, 2013 and 2012**  
(Millions of Mexican pesos)

**Other expenses, net – continued**

2 In 2014, 2013 and 2012, restructuring costs mainly refer to severance payments. During 2012, in connection with the 10-year services agreement with IBM (note 23C), CEMEX recognized one-time restructuring costs of approximately US\$138 (Ps1,818), of which, approximately US\$54 (Ps710) were related to severance payments for termination of employees' employment.

**7) OTHER FINANCIAL INCOME, NET**

“Other financial income, net” in 2014, 2013 and 2012, is detailed as follows:

	<u>2014</u>	<u>2013</u>	<u>2012</u>
Financial income . . . . .	Ps 324	424	620
Results from financial instruments, net (notes 13B and 16D) . . . . .	(874)	2,075	178
Foreign exchange results . . . . .	3,920	57	1,142
Effects of net present value on assets and liabilities and others, net . . . . .	(875)	(850)	(963)
	<u>Ps2,495</u>	<u>1,706</u>	<u>977</u>

**8) CASH AND CASH EQUIVALENTS**

As of December 31, 2014 and 2013, consolidated cash and cash equivalents consisted of:

	<u>2014</u>	<u>2013</u>
Cash and bank accounts . . . . .	Ps 9,577	5,007
Fixed-income securities and other cash equivalents <sup>1</sup> . . . . .	3,012	10,169
	<u>Ps12,589</u>	<u>15,176</u>

1 As of December 31, 2013, this caption included approximately Ps3,734 of cash that was used for payment of CEMEX Finance Europe B.V.'s 4.75% notes payment due on March 2014. As of December 31, 2014 and 2013, this caption included restricted deposits related to insurance contracts of approximately Ps31 and Ps34, respectively.

Based on net settlement agreements, the balance of cash and cash equivalents excludes deposits in margin accounts that guarantee several obligations of CEMEX of approximately Ps695 in 2014 and Ps564 in 2013, which were offset against the corresponding obligations of CEMEX with the counterparties, considering CEMEX's right, ability and intention to settle the amounts on a net basis.

**9) TRADE ACCOUNTS RECEIVABLE**

As of December 31, 2014 and 2013, consolidated trade accounts receivable consisted of:

	<u>2014</u>	<u>2013</u>
Trade accounts receivable . . . . .	Ps28,810	27,775
Allowances for doubtful accounts . . . . .	(1,856)	(1,804)
	<u>Ps26,954</u>	<u>25,971</u>



**CEMEX, S.A.B. DE C.V. AND SUBSIDIARIES**  
**Notes to the Consolidated Financial Statements**  
**As of December 31, 2014, 2013 and 2012**  
(Millions of Mexican pesos)

**Trade accounts receivable – continued**

As of December 31, 2014 and 2013, trade accounts receivable include receivables of Ps11,538 (US\$783) and Ps8,487 (US\$650), respectively, that were sold under outstanding securitization programs for the sale of trade accounts receivable and/or factoring programs with recourse in Mexico, the United States, France and the United Kingdom. Under the outstanding securitization programs, CEMEX effectively surrenders control associated with the trade accounts receivable sold and there is no guarantee or obligation to reacquire the assets. However, CEMEX retains certain residual interest in the programs and/or maintains continuing involvement with the accounts receivable; therefore, the amounts received are recognized within “Other financial obligations.” Trade accounts receivable qualifying for sale exclude amounts over certain days past due or concentrations over certain limits to any one customer, according to the terms of the programs. The portion of the accounts receivable sold maintained as reserves amounted to Ps1,775 in 2014 and Ps1,516 in 2013. Therefore, the funded amount to CEMEX was Ps9,763 (US\$662) in 2014 and Ps6,971 (US\$534) in 2013, representing the amounts recognized within the line item of “Other financial obligations.” The discount granted to the acquirers of the trade accounts receivable is recorded as financial expense and amounted to approximately Ps298 (US\$22) in 2014, Ps317 (US\$25) in 2013 and Ps368 (US\$28) in 2012. CEMEX’s securitization programs are negotiated for specific periods and may be renewed at their maturity. The securitization programs outstanding as of December 31, 2014 in Mexico, the United States, France and the United Kingdom mature in March 2017, May 2015, March 2015 and March 2015, respectively.

Allowances for doubtful accounts are established according to the credit history and risk profile of each customer. Changes in the valuation of this caption allowance for doubtful accounts in 2014, 2013 and 2012, were as follows:

		<u>2014</u>	<u>2013</u>	<u>2012</u>
Allowances for doubtful accounts at beginning of period	Ps	1,804	1,766	2,171
Charged to selling expenses		442	561	372
Deductions		(394)	(587)	(595)
Foreign currency translation effects		4	64	(182)
Allowances for doubtful accounts at end of period	Ps	<u>1,856</u>	<u>1,804</u>	<u>1,766</u>

**10) OTHER ACCOUNTS RECEIVABLE**

As of December 31, 2014 and 2013, consolidated other accounts receivable consisted of:

		<u>2014</u>	<u>2013</u>
Non-trade accounts receivable <sup>1</sup>	Ps	2,143	2,683
Interest and notes receivable <sup>2</sup>		1,313	1,952
Loans to employees and others		155	154
Refundable taxes		824	2,221
	Ps	<u>4,435</u>	<u>7,010</u>

<sup>1</sup> Non-trade accounts receivable are mainly attributable to the sale of assets.

<sup>2</sup> Includes Ps161 in 2014 and Ps174 in 2013, representing the short-term portion of a restricted investment related to coupon payments under CEMEX’s perpetual debentures (note 20D).

**CEMEX, S.A.B. DE C.V. AND SUBSIDIARIES**  
**Notes to the Consolidated Financial Statements**  
**As of December 31, 2014, 2013 and 2012**  
(Millions of Mexican pesos)

**11) INVENTORIES**

As of December 31, 2014 and 2013, the consolidated balance of inventories was summarized as follows:

		<u>2014</u>	<u>2013</u>
Finished goods .....	Ps	6,588	6,153
Work-in-process .....		3,278	2,825
Raw materials .....		3,019	3,121
Materials and spare parts .....		4,768	4,683
Inventory in transit .....		839	689
Allowance for obsolescence .....		(418)	(486)
	Ps	<u>18,074</u>	<u>16,985</u>

For the years ended December 31, 2014, 2013 and 2012, CEMEX recognized within cost of sales in the statements of operations, inventory impairment losses of approximately Ps36, Ps6 and Ps44, respectively. In addition, in 2014, CEMEX recognized as part of “Other expenses, net”, impairment losses related to inventories of raw materials of approximately Ps292 that become obsolete as a result of the decision of divesting assets in the western region of Germany (note 15B).

**12) OTHER CURRENT ASSETS**

As of December 31, 2014 and 2013, consolidated other current assets consisted of:

		<u>2014</u>	<u>2013</u>
Advance payments .....	Ps	2,791	2,296
Assets held for sale .....		6,115	1,610
	Ps	<u>8,906</u>	<u>3,906</u>

As of December 31, 2014 and 2013, the caption of advance payments included advances to suppliers of inventory that were not significant (note 2G). Assets held for sale are stated at their estimated realizable value and include real estate properties received in payment of trade receivables as well as other assets held for sale. In addition, in 2014, assets held for sale include: a) those assets that were divested in the western region of Germany on January 5, 2015 for Ps4,658 (note 15B) and; b) those idle operating assets in Andorra, Spain for Ps451 expected to be sold during the first quarter of 2015 (note 15B). The related assets in the western region of Germany and in Andorra, Spain were recognized at their estimated realizable value, net of costs to sell, and the reclassification from fixed assets to assets held for sale resulted in losses of approximately Ps242, which includes a loss of approximately Ps210 from the proportional reclassification to earnings of currency translation adjustments of the net investment in Germany accrued in equity (note 2D), and Ps2,150, respectively, recognized in 2014 within “Other expenses, net”. During 2014, 2013 and 2012, CEMEX recognized within “Other expenses, net” impairment losses in connection with assets held for sale for approximately Ps55, Ps56 and Ps595, respectively.

**CEMEX, S.A.B. DE C.V. AND SUBSIDIARIES**  
**Notes to the Consolidated Financial Statements**  
**As of December 31, 2014, 2013 and 2012**  
(Millions of Mexican pesos)

**13) INVESTMENTS IN ASSOCIATES AND OTHER INVESTMENTS AND NON-CURRENT ACCOUNTS RECEIVABLE**

**13A) INVESTMENTS IN ASSOCIATES**

As of December 31, 2014 and 2013, the main investments in common shares of associates were as follows:

	<u>Activity</u>	<u>Country</u>	<u>%</u>	<u>2014</u>	<u>2013</u>
Control Administrativo Mexicano, S.A. de C.V. . . . .	Cement	Mexico	49.0	Ps4,826	4,420
Concrete Supply Co. LLC . . . . .	Concrete	United States	40.0	765	712
Akmenes Cementas AB . . . . .	Cement	Lithuania	37.8	546	551
Cancem, S.A. de C.V. . . . .	Cement	Mexico	10.3	476	476
ABC Capital, S.A. Institución de Banca Múltiple . .	Financing	Mexico	43.3	371	411
Trinidad Cement Ltd . . . . .	Cement	Trinidad and Tobago	20.0	286	307
Lehigh White Cement Company . . . . .	Cement	United States	24.5	223	184
Société Méridionale de Carrières . . . . .	Aggregates	France	33.3	221	228
Société d'Exploitation de Carrières . . . . .	Aggregates	France	50.0	179	163
Industrias Básicas, S.A. . . . .	Cement	Panama	25.0	127	128
Société des Ciments Antillais . . . . .	Cement	French Antilles	26.0	74	74
Other companies . . . . .	—	—	—	<u>1,466</u>	<u>1,368</u>
				<u>Ps9,560</u>	<u>9,022</u>
<b>Out of which:</b>					
Book value at acquisition date . . . . .				Ps3,334	3,236
Changes in stockholders' equity . . . . .				<u>Ps6,226</u>	<u>5,786</u>

As of December 31, 2014 and 2013, there were no written put options granted by CEMEX for the purchase of investments in associates.

During 2013, with the aim of improving its strategic position in Lithuania, CEMEX increased by approximately 4% its equity interest in Akmenes Cementas AB for approximately US\$8. In addition, CEMEX holds approximately 11.8% of preferred shares that have no voting rights of Akmenes Cements AB.

In September 2013, CEMEX entered into contribution agreements with Concrete Supply Holding Company ("CSH"). The agreements established a new limited liability company, Concrete Supply Company LLC ("CSC LLC"). As a result, CEMEX recognized assets at fair value for approximately US\$54 (Ps712) which represented the assets contributed to CSC LLC, giving CEMEX a 40% non-controlling interest in CSC LLC. CSH also contributed ready mix assets to CSC LLC with a fair value of approximately US\$87 (Ps1,147). CSC LLC was formed for the purpose of engaging in the production, sale and distribution of ready-mix concrete within North and South Carolina, United States.

**CEMEX, S.A.B. DE C.V. AND SUBSIDIARIES**  
**Notes to the Consolidated Financial Statements**  
**As of December 31, 2014, 2013 and 2012**  
**(Millions of Mexican pesos)**

**Investments in associates – continued**

Equity in net income (loss) of associates by geographic operating segment in 2014, 2013 and 2012 is detailed as follows:

		<u>2014</u>	<u>2013<sup>1</sup></u>	<u>2012</u>
Mexico . . . . .	Ps	242	(6)	92
United States . . . . .		4	91	343
Northern Europe . . . . .		60	111	157
Mediterranean . . . . .		16	16	(90)
Corporate and others . . . . .		<u>(25)</u>	<u>17</u>	<u>226</u>
	Ps	<u>297</u>	<u>229</u>	<u>728</u>

Combined condensed balance sheet information of CEMEX's associates as of December 31, 2014 and 2013 is set forth below:

		<u>2014</u>	<u>2013<sup>1</sup></u>
Current assets . . . . .	Ps	15,548	14,192
Non-current assets . . . . .		<u>39,436</u>	<u>37,974</u>
Total assets . . . . .		<u>54,984</u>	<u>52,166</u>
Current liabilities . . . . .		5,838	5,465
Non-current liabilities . . . . .		<u>18,596</u>	<u>17,531</u>
Total liabilities . . . . .		<u>24,434</u>	<u>22,996</u>
Total net assets . . . . .	Ps	<u>30,550</u>	<u>29,170</u>

Combined selected information of the statements of operations of CEMEX's associates in 2014, 2013 and 2012 is set forth below:

		<u>2014</u>	<u>2013<sup>1</sup></u>	<u>2012</u>
Sales . . . . .	Ps	20,551	19,966	11,693
Operating earnings . . . . .		2,786	2,024	1,160
Income (loss) before income tax . . . . .		1,620	928	531
Net income (loss) . . . . .		<u>945</u>	<u>455</u>	<u>517</u>

**1** In 2013, the combined condensed selected information of balance sheet and statements of operations of CEMEX's associates presented in the tables above did not include the balances and operations of CSC LLC as of and for the three-month period ended December 31, 2013.

**CEMEX, S.A.B. DE C.V. AND SUBSIDIARIES**  
**Notes to the Consolidated Financial Statements**  
**As of December 31, 2014, 2013 and 2012**  
(Millions of Mexican pesos)

**13B) OTHER INVESTMENTS AND NON-CURRENT ACCOUNTS RECEIVABLE**

As of December 31, 2014 and 2013, consolidated other investments and non-current accounts receivable were summarized as follows:

	<u>2014</u>	<u>2013</u>
Non-current portion of valuation of derivative financial instruments . . . . .	Ps 4,816	6,274
Non-current accounts receivable and other investments <sup>1</sup> . . . . .	4,933	4,983
Investments available-for-sale <sup>2</sup> . . . . .	246	340
Investments held for trading <sup>3</sup> . . . . .	322	463
	<u>Ps 10,317</u>	<u>12,060</u>

- 1** Includes, among other items: a) advances to suppliers of fixed assets of approximately Ps143 in 2014 and Ps138 in 2013; and b) the non-current portion of a restricted investment used to pay coupons under the perpetual debentures (note 20D) of approximately Ps200 in 2014 and Ps326 in 2013. CEMEX recognized impairment losses of non-current accounts receivable in the United Kingdom of approximately Ps16 in 2014, and the United States of approximately Ps14 in 2013 and Ps90 in 2012.
- 2** This line item includes an investment in CPOs of Axtel, S.A.B. de C.V. (“Axtel”).
- 3** This line item refers to investments in private funds. In 2014 and 2013, no contributions were made to such private funds.

**14) PROPERTY, MACHINERY AND EQUIPMENT, NET**

As of December 31, 2014 and 2013, consolidated property, machinery and equipment, net and the changes in such line item during 2014, 2013 and 2012, were as follows:

	<u>2014</u>				
	<u>Land and mineral reserves <sup>1</sup></u>	<u>Building <sup>1</sup></u>	<u>Machinery and equipment <sup>2</sup></u>	<u>Construction in progress</u>	<u>Total</u>
Cost at beginning of period . . . . .	Ps 75,415	41,531	179,905	12,817	309,668
Accumulated depreciation and depletion . . . . .	(8,675)	(14,657)	(80,619)	—	(103,951)
<b>Net book value at beginning of period . . . . .</b>	<b>66,740</b>	<b>26,874</b>	<b>99,286</b>	<b>12,817</b>	<b>205,717</b>
Capital expenditures . . . . .	675	566	7,625	—	8,866
Additions through capital leases . . . . .	—	—	108	—	108
Stripping costs . . . . .	512	—	—	—	512
Total additions . . . . .	1,187	566	7,733	—	9,486
Disposals <sup>3</sup> . . . . .	(548)	(367)	(1,294)	(252)	(2,461)
Reclassifications <sup>4</sup> . . . . .	(1,116)	(257)	(5,416)	(39)	(6,828)
Depreciation and depletion for the period . . . . .	(1,888)	(1,778)	(9,283)	—	(12,949)
Impairment losses . . . . .	(271)	(202)	(116)	—	(589)
Foreign currency translation effects . . . . .	4,571	1,667	3,360	954	10,552
Cost at end of period . . . . .	78,511	43,473	185,629	13,480	321,093
Accumulated depreciation and depletion . . . . .	(9,836)	(16,970)	(91,359)	—	(118,165)
<b>Net book value at end of period . . . . .</b>	<b>Ps 68,675</b>	<b>26,503</b>	<b>94,270</b>	<b>13,480</b>	<b>202,928</b>

**CEMEX, S.A.B. DE C.V. AND SUBSIDIARIES**  
**Notes to the Consolidated Financial Statements**  
**As of December 31, 2014, 2013 and 2012**  
(Millions of Mexican pesos)

**Property, machinery and equipment, net – continued**

	2013					2012
	Land and mineral reserves <sup>1</sup>	Building <sup>1</sup>	Machinery and equipment <sup>2</sup>	Construction in progress	Total	
Cost at beginning of period . . . . .	Ps 76,620	40,316	176,720	14,276	307,932	324,580
Accumulated depreciation and depletion . . . . .	(7,681)	(12,703)	(74,473)	—	(94,857)	(90,237)
<b>Net book value at beginning of period . . . . .</b>	<b>68,939</b>	<b>27,613</b>	<b>102,247</b>	<b>14,276</b>	<b>213,075</b>	<b>234,343</b>
Capital expenditures . . . . .	961	632	6,176	—	7,769	7,899
Additions through capital leases . . . . .	—	38	103	—	141	2,025
Stripping costs . . . . .	499	—	—	—	499	439
Capitalization of financial expense . . . . .	—	—	—	—	—	102
Total additions . . . . .	1,460	670	6,279	—	8,409	10,465
Disposals <sup>3</sup> . . . . .	(1,014)	(471)	(1,465)	(10)	(2,960)	(3,381)
Reclassifications <sup>4</sup> . . . . .	(317)	(98)	(246)	(4)	(665)	(1,102)
Depreciation and depletion for the period . . . . .	(1,501)	(1,873)	(9,758)	—	(13,132)	(14,392)
Impairment losses . . . . .	(240)	(96)	(1,022)	—	(1,358)	(542)
Foreign currency translation effects . . . . .	(587)	1,129	3,251	(1,445)	2,348	(12,316)
Cost at end of period . . . . .	75,415	41,531	179,905	12,817	309,668	307,932
Accumulated depreciation and depletion . . . . .	(8,675)	(14,657)	(80,619)	—	(103,951)	(94,857)
<b>Net book value at end of period . . . . .</b>	<b>Ps 66,740</b>	<b>26,874</b>	<b>99,286</b>	<b>12,817</b>	<b>205,717</b>	<b>213,075</b>

- 1 Includes corporate buildings and related land sold to financial institutions during 2012 and 2011, which were leased back, without incurring any change in the carrying amount of such assets or gain or loss on the transactions. The aggregate carrying amount of these assets as of December 31, 2014 and 2013 was approximately Ps1,953 and Ps2,041, respectively.
- 2 Includes assets, mainly mobile equipment, acquired through capital leases, which carrying amount as of December 31, 2014 and 2013 was approximately Ps108 and Ps141, respectively.
- 3 In 2014, the sales of non-strategic fixed assets in the United States, the United Kingdom and Ireland for Ps757, Ps539 and Ps537, respectively. In 2013, includes sales of non-strategic fixed assets in Mexico, the United States, and United Kingdom for Ps680, Ps702 and Ps920, respectively. In 2012, includes sales of non-strategic fixed assets in the United States, the United Kingdom and Mexico for Ps384, Ps1,129 and Ps1,160, respectively.
- 4 In 2014, refers primarily to the reclassification to assets held for sale in connection with the agreement to divest assets in the western region of Germany and in Andorra, Spain (notes 12 and 15B) for Ps3,956 and Ps2,601, respectively. In 2013, as described in note 13A, CEMEX contributed fixed assets to its associate Concrete Supply Co., LLC for approximately Ps445. In 2012, due to decision to dispose of certain components of CGUs in the United States, CEMEX reclassified approximately Ps1,102 of fixed assets associated with such CGUs to assets held for sale (note 12).

**CEMEX, S.A.B. DE C.V. AND SUBSIDIARIES**  
**Notes to the Consolidated Financial Statements**  
**As of December 31, 2014, 2013 and 2012**  
(Millions of Mexican pesos)

**Property, machinery and equipment, net – continued**

CEMEX has significant balances of property, machinery and equipment. As of December 31, 2014 and 2013, the consolidated balances of property, machinery and equipment, net, represented approximately 39.4% and 41.5%, respectively, of CEMEX's total consolidated assets. As a result of impairment tests conducted on several CGUs considering certain triggering events, mainly: a) the closing and/or reduction of operations of cement and ready-mix concrete plants resulting from adjusting the supply to current demand conditions; and b) the transferring of installed capacity to more efficient plants, for the years ended December 31, 2014, 2013 and 2012, CEMEX adjusted the related fixed assets to their estimated value in use in those circumstances in which the assets would continue in operation based on estimated cash flows during the remaining useful life, or to their realizable value, in case of permanent shut down, and recognized impairment losses (note 2K) during 2014, 2013 and 2012 in the following countries and for the following amounts:

		<u>2014</u>	<u>2013</u>	<u>2012</u>
Mexico .....	Ps	221	36	203
Spain .....		125	917	—
United States .....		108	134	71
United Kingdom .....		59	—	—
Germany .....		19	59	128
Bangladesh .....		14	—	—
Puerto Rico .....		—	187	—
Latvia .....		—	2	38
Ireland .....		—	—	64
Other countries .....		43	23	38
	Ps	<u>589</u>	<u>1,358</u>	<u>542</u>

**15) GOODWILL AND INTANGIBLE ASSETS**

**15A) BALANCES AND CHANGES DURING THE PERIOD**

As of December 31, 2014 and 2013, consolidated goodwill, intangible assets and deferred charges were summarized as follows:

	<u>2014</u>			<u>2013</u>		
	<u>Cost</u>	<u>Accumulated amortization</u>	<u>Carrying amount</u>	<u>Cost</u>	<u>Accumulated amortization</u>	<u>Carrying Amount</u>
<b>Intangible assets of indefinite useful life:</b>						
Goodwill .....	Ps 160,544	—	160,544	Ps 144,457	—	144,457
<b>Intangible assets of definite useful life:</b>						
Extraction rights .....	30,677	(3,347)	27,330	27,550	(2,554)	24,996
Industrial property and trademarks .....	267	(145)	122	248	(108)	140
Customer relationships .....	5,405	(4,012)	1,393	4,829	(3,090)	1,739
Mining projects .....	1,746	(245)	1,501	1,562	(221)	1,341
Others intangible assets .....	8,563	(5,969)	2,594	7,023	(4,756)	2,267
	Ps <u>207,202</u>	<u>(13,718)</u>	<u>193,484</u>	Ps <u>185,669</u>	<u>(10,729)</u>	<u>174,940</u>

**CEMEX, S.A.B. DE C.V. AND SUBSIDIARIES**  
**Notes to the Consolidated Financial Statements**  
**As of December 31, 2014, 2013 and 2012**  
(Millions of Mexican pesos)

**Balances and changes during the period – continued**

The amortization of intangible assets of definite useful life was approximately Ps1,508 in 2014, Ps1,327 in 2013 and Ps3,113 in 2012, and was recognized within operating costs and expenses.

**Goodwill**

Changes in consolidated goodwill in 2014, 2013 and 2012 were as follows:

		<u>2014</u>	<u>2013</u>	<u>2012</u>
Balance at beginning of period . . . . .	Ps	144,457	142,444	152,674
Disposals and cancellations <sup>1</sup> . . . . .		—	—	(323)
Reclassification to assets held for sale <sup>2</sup> . . . . .		—	—	(212)
Foreign currency translation effects . . . . .		<u>16,087</u>	<u>2,013</u>	<u>(9,695)</u>
Balance at end of period . . . . .	Ps	<u>160,544</u>	<u>144,457</u>	<u>142,444</u>

- 1 In 2012, due to the decision to sell certain milling assets from CEMEX's operations in Spain to its operations in Colombia, CEMEX cancelled approximately Ps323 of goodwill in Spain associated with the original acquisition of the entity that held the assets against other expenses, net.
- 2 In 2012, due to the classification of certain CGUs in the United States to assets held for sale, considering the historical average Operating EBITDA generation of such CGUs, CEMEX allocated approximately Ps212 of goodwill related to the groups of CGUs to which goodwill had been allocated in such country to the fair value less cost to sale associated with such assets recognized in assets held for sale (note 12).

**Intangible assets of definite life**

Changes in intangible assets of definite life in 2014, 2013 and 2012 were as follows:

		<u>2014</u>					<u>Total</u>
		<u>Extraction rights</u>	<u>Industrial property and trademarks</u>	<u>Customer relations</u>	<u>Mining Projects</u>	<u>Others <sup>1</sup></u>	
Balance at beginning of period . . . . .	Ps	24,996	140	1,739	1,341	2,267	30,483
Additions (disposals), net <sup>1</sup> . . . . .		118	605	—	(19)	(51)	653
Amortization . . . . .		(624)	(134)	(509)	(45)	(196)	(1,508)
Reclassification to assets held for sale . . . . .		—	—	(5)	—	—	(5)
Foreign currency translation effects . . . . .		<u>2,840</u>	<u>(489)</u>	<u>168</u>	<u>224</u>	<u>574</u>	<u>3,317</u>
Balance at the end of period . . . . .	Ps	<u>27,330</u>	<u>122</u>	<u>1,393</u>	<u>1,501</u>	<u>2,594</u>	<u>32,940</u>



**CEMEX, S.A.B. DE C.V. AND SUBSIDIARIES**  
**Notes to the Consolidated Financial Statements**  
**As of December 31, 2014, 2013 and 2012**  
(Millions of Mexican pesos)

**Intangible assets of definite life – continued**

	2013						2012
	Extraction rights	Industrial property and trademarks	Customer relations	Mining Projects	Others <sup>1</sup>	Total	
Balance at beginning of period . . . .	Ps 25,174	353	2,256	1,079	1,684	30,546	35,971
Additions (disposals), net <sup>1</sup> . . .	(110)	(69)	(9)	537	185	534	(500)
Reclassification to assets held for sale . . . . .	—	—	(13)	—	(35)	(48)	—
Amortization . . . . .	(447)	(295)	(498)	(53)	(34)	(1,327)	(3,113)
Impairment losses . . . . .	—	(5)	(29)	—	(129)	(163)	(111)
Foreign currency translation effects . . . . .	379	156	32	(222)	596	941	(1,701)
Balance at the end of period . . . . .	Ps <u>24,996</u>	<u>140</u>	<u>1,739</u>	<u>1,341</u>	<u>2,267</u>	<u>30,483</u>	<u>30,546</u>

**1** As of December 31, 2014 and 2013, “Others” includes the carrying amount of internal-use software of approximately Ps1,560 and Ps984, respectively. Capitalized direct costs incurred in the development stage of internal-use software, such as professional fees, direct labor and related travel expenses, amounted to approximately Ps702 in 2014, Ps562 in 2013 and Ps352 in 2012.

When impairment indicators exist, for each intangible asset, CEMEX determines its projected revenue streams over the estimated useful life of the asset. In order to obtain discounted cash flows attributable to each intangible asset, such revenues are adjusted for operating expenses, changes in working capital and other expenditures, as applicable, and discounted to net present value using the risk adjusted discount rate of return. Significant management judgment is necessary to determine the appropriate valuation method and estimates under the key assumptions, among which are: a) the useful life of the asset; b) the risk adjusted discount rate of return; c) royalty rates; and d) growth rates. Assumptions used for these cash flows are consistent with internal forecasts and industry practices. The fair values of intangible assets are very sensitive to changes in the significant assumptions used in their calculation. Certain key assumptions are more subjective than others. In respect of trademarks, CEMEX considers that the most subjective key assumption in the determination of revenue streams is the royalty rate. In respect of extraction rights and customer relationships, the most subjective assumptions are revenue growth rates and estimated useful lives. CEMEX validates its assumptions through benchmarking with industry practices and the corroboration of third party valuation advisors.

**15B) MAIN ACQUISITIONS AND DIVESTITURES DURING THE REPORTED PERIODS**

On October 31, 2014, CEMEX announced the signing of binding agreements with Holcim Ltd. (“Holcim”), a global producer of building materials based in Switzerland. Pursuant to these agreements, CEMEX and Holcim agreed to conduct a series of related transactions, finally executed on January 5, 2015 (note 26) after customary conditions precedent were concluded, with retrospective effects as of January 1, 2015, by means of which: a) in the Czech Republic, CEMEX acquired all of Holcim’s assets, including a cement plant, four aggregates quarries and 17 ready-mix plants for approximately €115 (US\$139 or Ps2,049); b) in Germany, CEMEX sold to Holcim its assets in the western region of the country, consisting of one cement plant, two cement grinding mills, one slag granulator, 22 aggregates quarries and 79 ready-mix plants for approximately €171 (US\$207 or Ps3,047), while CEMEX maintained its operations in the north, east and south of the country; and c) in Spain, CEMEX acquired from Holcim one cement plant in the southern part of the country with a production capacity of

**CEMEX, S.A.B. DE C.V. AND SUBSIDIARIES**  
**Notes to the Consolidated Financial Statements**  
**As of December 31, 2014, 2013 and 2012**  
(Millions of Mexican pesos)

**Main acquisitions and divestitures during the reported periods – continued**

850 thousand tons, and one cement mill in the central part of the country with grinding capacity of 900 thousand tons, among other related assets for approximately €89 (US\$108 or Ps1,592); and d) CEMEX agreed a final payment in cash, after combined debt and working capital adjustments agreed with Holcim, of approximately €33 (US\$40 or Ps594). Holcim kept its other operations in Spain. Initially, it was announced that Holcim would contribute all its operations in the country to CEMEX España Operaciones, S.L. (“CEMEX España Operaciones”), CEMEX’s operating subsidiary in the country, in exchange for approximately 25% of the resulting combined entity’s common stock, reflecting at the time the relative estimated fair value of the net assets to be contributed, while CEMEX would hold a 75% equity interest in CEMEX España Operaciones but the scope was modified. The aforementioned transactions were authorized by european competition authorities in Germany, Spain and the Czech Republic in which the transaction in this country is concerned. As of December 31, 2014, the related CEMEX’s net assets in the western region of Germany were reclassified to assets and liabilities held for sale at their expected selling price less certain costs for disposal (notes 12 and 17).

In Germany, the operations of the net assets sold by CEMEX to Holcim on January 5, 2015 were consolidated by CEMEX line-by-line for all the periods presented. CEMEX measured the materiality of such net assets using a threshold of 5% of consolidated net sales, operating earnings before other expenses, net gain (loss) and total assets. Considering the results of the quantitative tests and its remaining ongoing operations in its operating segment in Germany, CEMEX concluded that the net assets sold in Germany did not reach the materiality thresholds to be classified as discontinued operations. The results of CEMEX’s quantitative tests for the years ended December 31, 2014, 2013 and 2012 were as follows:

Millions of U.S. dollars	<u>2014</u>	<u>2013</u>	<u>2012</u>
<b>Net sales</b>			
CEMEX consolidated . . . . .	US\$15,709	15,227	14,984
German assets held for sale . . . . .	<u>498</u>	<u>474</u>	<u>479</u>
	<u>3.2%</u>	<u>3.1%</u>	<u>3.2%</u>
<b>Operating earnings before other expenses, net</b>			
CEMEX consolidated . . . . .	US\$ 1,659	1,518	1,293
German assets held for sale . . . . .	<u>17</u>	<u>8</u>	<u>(12)</u>
	<u>1.0%</u>	<u>0.5%</u>	<u>N/A</u>
<b>Consolidated net income (loss)</b>			
CEMEX consolidated . . . . .	US\$ (425)	(748)	(862)
German assets held for sale . . . . .	<u>9</u>	<u>(1)</u>	<u>(17)</u>
	<u>N/A</u>	<u>0.1%</u>	<u>1.9%</u>
<b>Total assets</b>			
CEMEX consolidated . . . . .	US\$34,936	38,018	
German assets held for sale . . . . .	<u>316</u>	<u>374</u>	
	<u>0.9%</u>	<u>1.0%</u>	

**CEMEX, S.A.B. DE C.V. AND SUBSIDIARIES**  
**Notes to the Consolidated Financial Statements**  
**As of December 31, 2014, 2013 and 2012**  
(Millions of Mexican pesos)

**Main acquisitions and divestitures during the reported periods – continued**

For 2014, 2013 and 2012, selected combined statement of operations information of the assets held for sale in Germany was as follows:

	<u>2014</u>	<u>2013</u>	<u>2012</u>
Net sales . . . . .	Ps6,655	6,091	6,301
Operating earnings before other expenses, net . . . . .	227	98	(157)
Net income (loss) . . . . .	<u>122</u>	<u>(14)</u>	<u>(217)</u>

As of December 31, 2014, the condensed combined balance sheet of the assets held for sale in Germany was as follows:

	<u>2014</u>
Current assets . . . . .	Ps 713
Non-current assets . . . . .	<u>3,945</u>
Total assets . . . . .	<u>4,658</u>
Current liabilities . . . . .	595
Non-current liabilities . . . . .	<u>1,016</u>
Total liabilities . . . . .	<u>1,611</u>
Total net assets . . . . .	<u>Ps3,047</u>

As of December 31, 2014, CEMEX was in negotiations with an international investor to sell its idle operating assets in Andorra, Spain for approximately €25 (US\$31 or Ps451). After certain conditions precedent, the transaction is expected to be finalized during the first quarter of 2015. The related assets were reclassified to assets held for sale (notes 12 and 14). Subject to further negotiation, CEMEX may provide decommissioning services to the third party for an estimated additional amount of €15 (US\$18 or Ps268).

As of December 2014, CEMEX sold significantly all the operating assets of Readymix plc (“Readymix”), CEMEX’s main operating subsidiary in the Republic of Ireland, and an indirect subsidiary of CEMEX España, for €19 (US\$23 or Ps339), recognizing a loss on sale of approximately €14 (US\$17 or Ps250). Previously, on May 17, 2012, and after compliance with applicable regulations in such country, CEMEX acquired the 38.8% non-controlling interest held by third parties for €0.25 per share in cash or approximately €11 (US\$15 or Ps187). The listing and trading of Readymix’s shares on the Irish Stock Exchange was cancelled beginning on May 18, 2012.

On November 15, 2012, as described in note 20D, and giving effect to the put option granted to the initial purchasers in December 2012, CEMEX sold a non-controlling interest of 26.65% in CEMEX Latam Holdings, S.A, a direct subsidiary of CEMEX España S.A, (“CEMEX España”) for a net amount of approximately US\$960 (Ps12,336).

On October 12, 2012, in a private transaction, CEMEX made the final payment in connection with the acquisition, initiated in April 2012, of the 49% non-controlling interest in an indirect holding company of Global Cement, S.A., which on May 23, 2013 changed its name to CEMEX Guatemala, S.A., CEMEX’s main operating subsidiary in Guatemala, for a total amount of approximately US\$54 (Ps694), recognizing a reduction in the line item “Other equity reserves” of approximately US\$32 (Ps411).

**CEMEX, S.A.B. DE C.V. AND SUBSIDIARIES**  
**Notes to the Consolidated Financial Statements**  
**As of December 31, 2014, 2013 and 2012**  
(Millions of Mexican pesos)

**15C) ANALYSIS OF GOODWILL IMPAIRMENT**

As of December 31, 2014 and 2013, goodwill balances allocated by operating segment were as follows:

	<u>2014</u>	<u>2013</u>
United States . . . . .	Ps125,447	111,064
Mexico . . . . .	6,648	6,399
<b>Northern Europe</b>		
United Kingdom . . . . .	4,905	4,559
France . . . . .	3,717	3,638
Czech Republic . . . . .	456	428
<b>Mediterranean</b>		
Spain . . . . .	9,577	8,845
United Arab Emirates . . . . .	1,460	1,370
Egypt . . . . .	231	231
<b>SA&amp;C</b>		
Colombia . . . . .	5,225	5,289
Dominican Republic . . . . .	208	215
Rest of SA&C <sup>1</sup> . . . . .	786	743
<b>Asia</b>		
Philippines . . . . .	1,478	1,317
<b>Others</b>		
Other reporting segments <sup>2</sup> . . . . .	<u>406</u>	<u>359</u>
	<u>Ps160,544</u>	<u>144,457</u>

**1** This caption refers to the operating segments in the Caribbean, Argentina, Costa Rica and Panama.

**2** This caption is primarily associated with Neoris N.V., CEMEX's subsidiary involved in the sale of information technology and services.

CEMEX is engaged in the production, marketing, distribution and sale of cement, ready-mix concrete, aggregates and other construction materials. The geographic operating segments reported by CEMEX (note 4) represent CEMEX's groups of CGUs to which goodwill has been allocated for purposes of testing goodwill for impairment. Correspondingly, each of CEMEX's geographic operating segments is comprised of CEMEX's operations in a country. Each country or operating segment is, in turn, comprised of a lower level of CGUs, which are not larger than an operating segment, identified by CEMEX as geographical zones within the country in which all main business activities are conducted. For purposes of goodwill impairment tests, all cash-generating units within a country are aggregated, as goodwill is allocated at that level. In order to arrive at these conclusions, CEMEX evaluated: a) that after the acquisition, goodwill is allocated at the level of the reportable operating segment and represents the lowest level within CEMEX at which goodwill is monitored for internal management purposes and reflects the way CEMEX manages its operations and allocates resources; b) that the cash-generating units that comprise the reported segment have similar economic characteristics; c) that the reported segments are used by CEMEX to organize and evaluate its activities in its internal information systems; d) the homogeneous nature of the items produced and traded in each cash-generating unit, which are all used by the construction industry; e) the vertical integration in the value chain of the products comprising each component; f) the type of clients, which are substantially similar in all components; g) the operative integration among components; and h) that the compensation system of a specific country is based on the consolidated results of the geographic operating segment and not on the particular results of the components. Considering

**CEMEX, S.A.B. DE C.V. AND SUBSIDIARIES**  
**Notes to the Consolidated Financial Statements**  
**As of December 31, 2014, 2013 and 2012**  
(Millions of Mexican pesos)

**Analysis of goodwill impairment – continued**

materiality for disclosure purposes, in note 15C, certain balances of goodwill were presented for Rest of Northern Europe or Rest of South America and the Caribbean, but this does not represent that goodwill was tested at a level higher than for operations in an individual country.

Impairment tests are significantly sensitive to, among other factors, the estimation of future prices of CEMEX's products, the development of operating expenses, local and international economic trends in the construction industry, the long-term growth expectations in the different markets, as well as the discount rates and the long-term growth rates applied. CEMEX's cash flow projections to determine the value in use of its CGUs to which goodwill has been allocated consider the use of long-term economic assumptions. CEMEX believes that its discounted cash flow projections and the discount rates used reasonably reflect current economic conditions at the time of the calculations, considering, among other factors that: a) the cost of capital reflects current risks and volatility in the markets; and b) the cost of debt represents the average of industry specific interest rates observed in recent transactions. Other key assumptions used to determine CEMEX's discounted cash flows are volume and price increases or decreases by main product during the projected periods. Volume increases or decreases generally reflect forecasts issued by trustworthy external sources, occasionally adjusted based on CEMEX's actual backlog, experience and judgment considering its concentration in certain sectors, while price changes normally reflect the expected inflation in the respective country. Operating costs and expenses during all periods are maintained as a fixed percent of revenues considering historic performance.

During the last quarter of 2014, 2013 and 2012, CEMEX performed its annual goodwill impairment test. Based on these analyses, CEMEX did not determine impairment losses of goodwill in any of the reported periods.

CEMEX's pre-tax discount rates and long-term growth rates used to determine the discounted cash flows in the group of CGUs with the main goodwill balances were as follows:

Groups of CGUs	Discount rates			Growth rates		
	2014	2013	2012	2014	2013	2012
United States . . . . .	8.7%	9.8%	9.9%	2.5%	2.5%	2.5%
Spain . . . . .	10.1%	11.4%	11.5%	2.0%	2.3%	2.5%
Mexico . . . . .	9.7%	10.9%	10.7%	3.8%	3.8%	3.0%
Colombia . . . . .	9.7%	10.9%	10.7%	3.0%	4.2%	3.5%
France . . . . .	9.2%	10.7%	10.3%	1.7%	1.7%	1.9%
United Arab Emirates . .	10.4%	12.2%	13.3%	3.4%	3.4%	3.6%
United Kingdom . . . . .	9.0%	10.5%	10.3%	2.4%	2.1%	2.7%
Egypt . . . . .	11.6%	13.0%	13.5%	4.0%	4.0%	4.0%
Range of discount rates						
in other countries . . . .	9.2% - 14.0%	11.0% - 12.3%	11.1% - 13.3%	2.1% - 4.9%	2.4% - 5.0%	3.4% - 4.0%

As of December 31, 2014, the discount rates used by CEMEX in its cash flows projections generally decreased from the values determined in 2013, mainly as a result of the reduction of the funding cost observed in the industry as compared to the prior year and the reduction in the risk free rate, significant assumptions in the determination of the discount rates. The funding cost decreased from 7.0% in 2013 to 6.1% in 2014, while the risk free rate decreased from 3.7% in 2013 to 3.1% in 2014. As of December 31, 2013, the discount rates changed slightly from the values determined in 2012, in each case mainly as a result of variations in the country specific sovereign yield as compared to the prior year. In respect to long-term growth rates, following general

**CEMEX, S.A.B. DE C.V. AND SUBSIDIARIES**  
**Notes to the Consolidated Financial Statements**  
**As of December 31, 2014, 2013 and 2012**  
(Millions of Mexican pesos)

**Analysis of goodwill impairment – continued**

practice under IFRS, CEMEX uses country specific rates, which are mainly obtained from the Consensus Economics, a compilation of analysts' forecast worldwide, or from the International Monetary Fund when the first are not available for a specific country.

In connection with the assumptions included in the table above, CEMEX made sensitivity analyses to changes in assumptions, affecting the value in use of all groups of CGUs with an independent reasonable possible increase of 1% in the pre-tax discount rate, and an independent possible decrease of 1% in the long-term growth rate. In addition, CEMEX performed cross-check analyses for reasonableness of its results using multiples of Operating EBITDA. In order to arrive at these multiples, which represent a reasonableness check of the discounted cash flow models, CEMEX determined a weighted average multiple of Operating EBITDA to enterprise value observed in the industry. The average multiple was then applied to a stabilized amount of Operating EBITDA and the result was compared to the corresponding carrying amount for each group of CGUs to which goodwill has been allocated. CEMEX considered an industry weighted average Operating EBITDA multiple of 9.5 times in 2014 and 10.3 times in 2013 and 2012. CEMEX's own Operating EBITDA multiple was 10.9 times in 2014, 11.6 times in 2013 and 10.6 times in 2012. The lowest multiple observed in CEMEX's benchmark was 6.0 times in 2014 and 7.2 times in 2013 and 2012, and the highest being 16.4 times in 2014, 20.9 times in 2013 and 21.3 times in 2012.

As of December 31, 2014 and 2013, none of CEMEX's sensitivity analyses resulted in a relative impairment risk in CEMEX's operating segments. Whereas, as of December 31, 2012, the impairment charges resulting from the sensitivity analyses that would have resulted from an independent change of each one of the variables and/or by the use of multiples of Operating EBITDA, regarding the operating segment that presented a relative impairment risk, would have been as follows:

As of December 31, 2012		Sensitivity analysis		
(Amounts in millions)	Recognized impairment charges	Discount rate + 1pt	Long-term growth rate - 1pt	Multiples of Operating EBITDA
Spain . . . . . U.S.\$	—	99	—	39
United Arab Emirates . . . . .	—	8	—	—

CEMEX continually monitors the evolution of the specific CGUs to which goodwill has been allocated that have presented relative goodwill impairment risk in any of the reported periods and, in the event that the relevant economic variables and the related cash flows projections would be negatively affected, it may result in a goodwill impairment loss in the future.

CEMEX maintains a market capitalization significantly lower than its levels prior to the 2008 global crisis, which CEMEX believes is due to factors such as: a) the contraction of the global construction industry and mainly in the United States, which has experienced a continued slow recovery after the crisis of 2008, that has significantly affected CEMEX's operations in such country and consequently its overall generation of cash flows; b) CEMEX's significant amount of consolidated debt and its operation since August 2009 under agreements with its main creditors (note 16A), considering the high uncertainty perceived by stakeholders regarding CEMEX's odds of successfully achieving the different milestones established with its main creditors; and c) the transfer of capital, mainly due to high volatility generated by continued liquidity problems in certain European countries, from variable income securities in developing countries such as Mexico to fixed income securities in developed countries such as the United States. The market price of CEMEX's CPO has recovered significantly after CEMEX's renegotiation of September 2012 (note 16A). In dollar terms, CEMEX's market

**CEMEX, S.A.B. DE C.V. AND SUBSIDIARIES**  
**Notes to the Consolidated Financial Statements**  
**As of December 31, 2014, 2013 and 2012**  
(Millions of Mexican pesos)

**Analysis of goodwill impairment – continued**

capitalization increased by 25% in 2013 compared to 2012, to approximately US\$13.5 billion (Ps176.1 billion), and decreased approximately 6% in 2014 compared to 2013 to approximately US\$12.7 billion (Ps186.8 billion), due to a significant depreciation of the peso against the dollar during the last quarter of 2014, as part of a general appreciation of the dollar against all major currencies in the world during such period. During 2014 the Mexican peso depreciated 13% against the dollar.

As of December 31, 2014 and 2013, Goodwill allocated to the United States accounted for approximately 78% and 77%, respectively, of CEMEX's total amount of consolidated goodwill. In connection with CEMEX's determination of value in use relative to its groups of CGUs in the United States in the reported periods, CEMEX has considered several factors, such as the historical performance of such operating segment, including operating losses in recent years, the long-term nature of CEMEX's investment, the recent signs of recovery in the construction industry, the significant economic barriers for new potential competitors considering the high investment required, and the lack of susceptibility of the industry to technology improvements or alternate construction products, among other factors. CEMEX has also considered recent developments in its operations in the United States, such as the increases in ready-mix concrete volumes of approximately 2% in 2014, 8% in 2013 and 20% in 2012, and the increases in ready-mix concrete prices of approximately 8% in 2014, 6% in 2013 and 4% in 2012, which are key drivers for cement consumption and CEMEX's profitability, and which trends are expected to continue over the next few years, as anticipated in CEMEX's cash flow projections.

**16) FINANCIAL INSTRUMENTS**

**16A) SHORT-TERM AND LONG-TERM DEBT**

As of December 31, 2014 and 2013, CEMEX's consolidated debt summarized by interest rates and currencies, was as follow:

	2014			2013		
	Short-Term	Long-Term	Total	Short-Term	Long-Term	Total
Floating rate debt . . . . .	Ps 11,042	54,529	65,571	Ps 82	70,707	70,789
Fixed rate debt . . . . .	3,465	136,798	140,263	3,877	116,314	120,191
	Ps <u>14,507</u>	<u>191,327</u>	<u>205,834</u>	Ps <u>3,959</u>	<u>187,021</u>	<u>190,980</u>
<b>Effective rate <sup>1</sup></b>						
Floating rate . . . . .	5.2%	4.4%		3.9%	4.9%	
Fixed rate . . . . .	<u>8.8%</u>	<u>7.3%</u>		<u>4.7%</u>	<u>8.5%</u>	

Currency	2014				2013			
	Short-term	Long-term	Total	Effective rate <sup>1</sup>	Short-Term	Long-Term	Total	Effective rate <sup>1</sup>
Dollars . . . . .	Ps 14,439	165,999	180,438	6.6%	Ps 125	163,632	163,757	7.2%
Euros . . . . .	23	23,783	23,806	5.5%	3,765	20,895	24,660	6.2%
Pesos . . . . .	—	1,495	1,495	6.5%	—	2,413	2,413	7.4%
Other currencies . . . .	45	50	95	4.8%	69	81	150	4.7%
	Ps <u>14,507</u>	<u>191,327</u>	<u>205,834</u>		Ps <u>3,959</u>	<u>187,021</u>	<u>190,980</u>	

**1** Represents the weighted average effective interest rate.

**CEMEX, S.A.B. DE C.V. AND SUBSIDIARIES**  
**Notes to the Consolidated Financial Statements**  
**As of December 31, 2014, 2013 and 2012**  
(Millions of Mexican pesos)

**Consolidated debt – continued**

As of December 31, 2014 and 2013, CEMEX's consolidated debt summarized by type of instrument, was as follow:

<b>2014</b>	<b>Short-term</b>	<b>Long-term</b>	<b>2013</b>	<b>Short-term</b>	<b>Long-term</b>
<b>Bank loans</b>			<b>Bank loans</b>		
Loans in foreign countries, 2015 to 2018 .....	Ps 7	223	Loans in Mexico, 2014 to 2017 .....	Ps —	1,090
Syndicated loans, 2015 to 2019 .....	—	47,018	Loans in foreign countries, 2014 to 2018 .....	6	1,234
	<u>7</u>	<u>47,241</u>	Syndicated loans, 2014 to 2017 .....	—	53,102
				<u>6</u>	<u>55,426</u>
<b>Notes payable</b>			<b>Notes payable</b>		
Notes payable in Mexico, 2015 to 2017 .....	—	614	Notes payable in Mexico, 2014 to 2017 .....	—	589
Medium-term notes, 2015 to 2025 .....	—	155,470	Medium-term notes, 2014 to 2022 ..	—	132,702
Other notes payable, 2015 to 2025 .....	94	2,408	Other notes payable, 2014 to 2025 ..	87	2,170
	<u>94</u>	<u>158,492</u>		<u>87</u>	<u>135,461</u>
Total bank loans and notes payable .....	101	205,733	Total bank loans and notes payable .....	93	190,887
Current maturities .....	<u>14,406</u>	<u>(14,406)</u>	Current maturities .....	<u>3,866</u>	<u>(3,866)</u>
	<u>Ps14,507</u>	<u>191,327</u>		<u>Ps 3,959</u>	<u>187,021</u>

As of December 31, 2014 and 2013, discounts, fees and other direct costs incurred in the issuance of CEMEX's outstanding notes payable for approximately US\$155 and US\$177, respectively, adjust the balance of notes payable, and are amortized to financing expense over the maturity of the related debt instruments.

Changes in consolidated debt for the years ended December 31, 2014, 2013 and 2012 were as follows:

	<u>2014</u>	<u>2013</u>	<u>2012</u>
Debt at beginning of year .....	Ps190,980	178,135	208,471
Proceeds from new debt instruments .....	72,534	40,661	33,468
Debt repayments .....	(79,248)	(31,913)	(52,699)
Issuance of debt in exchange for perpetual notes .....	—	—	4,123
Foreign currency translation and inflation effects .....	<u>21,568</u>	<u>4,097</u>	<u>(15,228)</u>
Debt at end of year .....	<u>Ps205,834</u>	<u>190,980</u>	<u>178,135</u>

As of December 31, 2014 and 2013, as presented in the table above of debt by type of instrument, approximately 23% and 29%, respectively, of CEMEX's total indebtedness, was represented by bank loans, of which, in 2014, the most significant portion corresponded to those balances under CEMEX's financing agreement entered into on September 29, 2014 (the "Credit Agreement") of approximately US\$1,286 (Ps18,957) and the financing agreement entered into on September 17, 2012, as amended several times including on October 31, 2014 (the "Facilities Agreement") of approximately US\$1,904 (Ps28,061), both agreements described elsewhere in this note 16A, and in 2013, the most significant portion corresponded to the balance under the Facilities Agreement of approximately US\$4,069 (Ps53,102).



**CEMEX, S.A.B. DE C.V. AND SUBSIDIARIES**  
**Notes to the Consolidated Financial Statements**  
**As of December 31, 2014, 2013 and 2012**  
(Millions of Mexican pesos)

**Consolidated debt – continued**

In addition, as of December 31, 2014 and 2013, as presented in the table above of debt by type of instrument, approximately 77% and 71%, respectively, of CEMEX’s total indebtedness, was represented by notes payable, of which, the most significant portion was long-term in both periods. As of December 31, 2014 and 2013, CEMEX’s long-term notes payable are detailed as follows:

Description	Date of issuance	Issuer <sup>1,2</sup>	Currency	Principal amount	Rate <sup>1</sup>	Maturity date	Repurchased amount	Outstanding amount <sup>3</sup>	2014	2013
July 2025 Notes . . . . .	02/Apr/03	CEMEX Materials, LLC	Dollar	150	7.70%	21/Jul/25	—	150	Ps 2,344	2,091
January 2025 Notes . . . . .	11/Sep/14	CEMEX, S.A.B. de C.V.	Dollar	1,100	5.70%	11/Jan/25	—	1,100	16,142	—
April 2024 Notes . . . . .	01/Apr/14	CEMEX Finance LLC	Dollar	1,000	6.00%	01/Apr/24	—	1,000	14,203	—
October 2022 Notes <sup>13</sup> . . . . .	12/Oct/12	CEMEX Finance LLC	Dollar	1,500	9.375%	12/Oct/22	—	1,500	21,942	19,414
January 2022 Notes . . . . .	11/Sep/14	CEMEX, S.A.B. de C.V.	Euro	400	4.75%	11/Jan/22	—	400	7,106	—
January 2021 Notes <sup>9,10</sup> . . . . .	02/Oct/13	CEMEX, S.A.B. de C.V.	Dollar	1,000	7.25%	15/Jan/21	—	1,000	14,512	12,816
April 2021 Notes . . . . .	01/Apr/14	CEMEX Finance LLC	Euro	400	5.25%	01/Apr/21	—	400	7,096	—
May 2020 Notes <sup>4,7</sup> . . . . .	12/May/10	CEMEX España, S.A.	Dollar	1,193	9.25%	12/May/20	(969)	224	3,124	15,351
December 2019 Notes <sup>11</sup> . . . . .	12/Aug/13	CEMEX, S.A.B. de C.V.	Dollar	1,000	6.50%	10/Dec/19	—	1,000	14,461	12,755
April 2019 USD Notes <sup>14</sup> . . . . .	28/Mar/12	CEMEX España, S.A.	Dollar	704	9.875%	30/Apr/19	—	704	10,375	9,185
April 2019 Euro Notes <sup>14</sup> . . . . .	28/Mar/12	CEMEX España, S.A.	Euro	179	9.875%	30/Apr/19	—	179	3,197	3,218
March 2019 Notes <sup>12</sup> . . . . .	25/Mar/13	CEMEX, S.A.B. de C.V.	Dollar	600	5.875%	25/Mar/19	—	600	8,798	7,775
October 2018 Variable Notes <sup>9,10</sup> . . . . .	02/Oct/13	CEMEX, S.A.B. de C.V.	Dollar	500	L+475bps	15/Oct/18	—	500	7,348	6,498
June 2018 Notes . . . . .	17/Sep/12	CEMEX, S.A.B. de C.V.	Dollar	500	9.50%	15/Jun/18	—	500	7,335	6,482
January 2018 Notes <sup>4,7</sup> . . . . .	11/Jan/11	CEMEX, S.A.B. de C.V.	Dollar	1,650	9.00%	11/Jan/18	(1,089)	561	8,317	21,233
December 2017 Notes <sup>6,9,10</sup> . . . . .	14/Dec/09	CEMEX Finance LLC	Euro	350	9.625%	14/Dec/17	(350)	—	—	2,318
November 2017 Notes . . . . .	30/Nov/07	CEMEX, S.A.B. de C.V.	Peso	614	4.40%	17/Nov/17	—	614	614	589
May 2017 Notes <sup>5</sup> . . . . .	12/May/10	CEMEX España, S.A.	Euro	115	8.875%	12/May/17	(115)	—	—	2,063
September 2015 Variable Notes . . . . .	05/Apr/11	CEMEX, S.A.B. de C.V.	Dollar	800	L+500bps	30/Sep/15	(16)	784	10,968	9,841
March 2014 Notes <sup>8,12,14</sup> . . . . .	05/Mar/08	CEMEX Finance Europe	Euro	900	4.75%	05/Mar/14	—	—	—	3,732
Other notes payable . . . . .									610	100
									<u>Ps158,492</u>	<u>135,461</u>

**1** In all applicable cases the issuer refers to CEMEX España, S.A. acting through its Luxembourg Branch. The letter “L” included above refers to LIBOR, which represents the London Inter-Bank Offered Rate, variable rate used in international markets for debt denominated in U.S. dollars. As of December 31, 2014 and 2013, 3-Month LIBOR rate was 0.2556% and 0.2461%, respectively. The contraction “bps” means basis points. One hundred basis points equal 1%.

**CEMEX, S.A.B. DE C.V. AND SUBSIDIARIES**  
**Notes to the Consolidated Financial Statements**  
**As of December 31, 2014, 2013 and 2012**  
**(Millions of Mexican pesos)**

**Short-term and long-term debt – continued**

- 2 Unless otherwise indicated, all issuances are fully and unconditionally guaranteed by CEMEX, S.A.B. de C.V., CEMEX México, S.A. de C.V., CEMEX Concretos S.A. de C.V., Empresas Toltecas de México, S.A. de C.V., New Sunward Holding B.V., CEMEX España, S.A., CEMEX Asia, B.V., CEMEX Corp., CEMEX Egyptian Investments, B.V., CEMEX Egyptian Investments II, B.V., CEMEX France Gestion, (S.A.S.), CEMEX Research Group AG, CEMEX Shipping B.V. and CEMEX UK.
- 3 Includes all outstanding notes held by CEMEX's subsidiaries.
- 4 On October 1, 2014, expired a cash tender offer to purchase up to US\$1,175 aggregate principal amount of the January 2018 Notes and of the May 2020 Notes. Pursuant to this tender offer and using a portion of the proceeds from the issuance of the January 2025 Notes, CEMEX completed the purchase of approximately US\$593 aggregate principal amount of the January 2018 Notes and approximately US\$365 aggregate principal amount of the May 2020 Notes.
- 5 On May 12, 2014, CEMEX completed the redemption of €115 aggregate principal amount of the May 2017 Notes using a portion of the proceeds from the issuance of the April 2021 Notes.
- 6 On April 25, 2014, CEMEX completed the redemption of the remaining €130 aggregate principal amount of the December 2017 Notes using a portion of the proceeds from the issuance of the April 2021 Notes.
- 7 On April 9, 2014, through a cash tender offer using a portion of the proceeds from the issuance of the April 2024 Notes, CEMEX completed the purchase of US\$483 aggregate principal amount of the January 2018 Notes and US\$597 aggregate principal amount of the May 2020 Notes.
- 8 On March 5, 2014, using a portion of the proceeds from the issuance of the January 2021 Notes, CEMEX repaid the remaining €247 aggregate principal amount outstanding of the March 2014 Notes at their maturity.
- 9 On December 14, 2013, subsequent to the tender offers of September 25 described below, CEMEX completed the redemption of all of the outstanding US\$355 principal amount of 9.50% Senior Secured Notes due 2016 (the "2016 Notes") issued by CEMEX Finance LLC and the redemption of approximately €39 of the then outstanding €169 aggregate principal amount of the December 2017 Notes.
- 10 On September 25, 2013, in connection with the proceeds obtained from the issuance of the October 2018 Variable Notes and of the January 2021 Notes, CEMEX commenced tender offers to purchase any and all of US\$825 aggregate principal amount outstanding of the 2016 Notes and to purchase up to €150, further increased €220 on October 3, 2013, of the December 2017 Notes. The remainder was used for general corporate purposes, including the repayment at maturity of the March 2014 Notes. The tender offers resulted in the purchase of approximately US\$470 principal amount of the 2016 Notes and approximately €181 principal amount of the December 2017 Notes.
- 11 On August 5, 2013, in connection with the issuance of the December 2019 Notes, CEMEX commenced a tender offer to purchase up to US\$925 of the then outstanding amount of the 2016 Notes. The tender offer resulted in the purchase of US\$925 principal amount of the 2016 Notes.
- 12 In March 2013, in connection with the issuance of the March 2019 Notes, CEMEX used the proceeds from the offering for the repayment of US\$55 of the remaining indebtedness under CEMEX's Financing Agreement, described elsewhere in this note 16A, the purchase of €183 of the March 2014 Notes and for general corporate purposes, including the repayment of other indebtedness.
- 13 In October 2012, in connection with the issuance of the October 2022 Notes, CEMEX used the proceeds to repay indebtedness under the Facilities Agreement, which allowed CEMEX to achieve the first debt repayment milestone and the reduction in the interest rate under such agreement by 25 basis points, as detailed in other section of this note 16A.
- 14 In March 2012, through several exchange offers made on a private placement basis, CEMEX finalized the issuance of the April 2019 Euro Notes and the April 2019 USD Notes, in exchange for approximately €470 of its then outstanding March 2014 Notes and approximately US\$452 in several series of its then aggregate

**CEMEX, S.A.B. DE C.V. AND SUBSIDIARIES**  
**Notes to the Consolidated Financial Statements**  
**As of December 31, 2014, 2013 and 2012**  
(Millions of Mexican pesos)

**Short-term and long-term debt – continued**

outstanding perpetual debentures (note 20D). As a result of the private exchanges, CEMEX generated in 2012 a gain of approximately US\$131 (Ps1,680), representing the difference between the notional amount of the April 2019 Euro Notes and the April 2019 USD Notes, and the several series of the reacquired and cancelled perpetual debentures, which was recognized within “Other equity reserves.”

During 2014, 2013 and 2012, as a result of the debt transactions incurred by CEMEX mentioned above, including exchange offers and tender offers to replace and/or repurchase existing debt instruments, CEMEX paid combined premiums, fees and issuance costs for approximately US\$232 (Ps3,107), US\$155 (Ps1,988) and US\$120 (Ps1,583), respectively, of which approximately US\$167 (Ps2,236) in 2014 and US\$110 (Ps1,410) in 2013, associated with the extinguished portion of the exchanged or repurchased notes, were recognized in the statement of operations in each year within financial expense. In addition, approximately US\$65 (Ps871) in 2014, US\$45 (Ps578) in 2013 and US\$120 (Ps1,583) in 2012, corresponding to the portion of the combined premiums, fees and issuance costs treated as a refinancing of the old instruments by considering that: a) the relevant economic terms of the old notes were not substantially different; and b) the final holders of the new notes were the same of such portion of the old notes; adjusted the carrying amount of the new debt instruments, and are amortized over the remaining term of each instrument. Moreover, proportional fees and issuance costs related to the extinguished debt instruments for approximately US\$87 (Ps1,161) in 2014, US\$34 (Ps436) in 2013 and US\$58 (Ps766) in 2012 that were pending for amortization were recognized in the statement of operations of each year as part of financial expense.

The maturities of consolidated long-term debt as of December 31, 2014, were as follows:

		<u>2014</u>
2016 .....	Ps	101
2017 .....		33,128
2018 .....		27,380
2019 .....		44,248
2020 and thereafter. ....		<u>86,470</u>
		<u>Ps191,327</u>

As of December 31, 2014, CEMEX had the following lines of credit, the majority of which are subject to the banks’ availability, at annual interest rates ranging between 2.24% and 7.20%, depending on the negotiated currency:

		<u>Lines of credit</u>	<u>Available</u>
Other lines of credit in foreign subsidiaries .....	Ps	6,649	5,315
Other lines of credit from banks .....		<u>5,209</u>	<u>5,209</u>
	Ps	<u>11,858</u>	<u>10,524</u>

**Credit Agreement, Facilities Agreement and Financing Agreement**

On September 29, 2014, CEMEX entered into the Credit Agreement for US\$1,350, with nine of the main participating banks under its Facilities Agreement. The proceeds from the Credit Agreement were used to repay US\$1,350 of debt under the Facilities Agreement. Following such repayment, and along with the repayment on

**CEMEX, S.A.B. DE C.V. AND SUBSIDIARIES**  
**Notes to the Consolidated Financial Statements**  
**As of December 31, 2014, 2013 and 2012**  
**(Millions of Mexican pesos)**

**Credit Agreement, Facilities Agreement and Financing Agreement – continued**

September 12, 2014 of US\$350 of debt under the Facilities Agreement using the proceeds from the January 2025 Notes, CEMEX reduced the total outstanding amount under the Facilities Agreement to approximately US\$2,475; thereby, CEMEX may avoid a contingent payment of a quarterly fee of 0.50% over such amount from the third quarter of 2015 onwards, subject to certain thresholds in CEMEX's ADS price. Moreover, on November 3, 2014, CEMEX received US\$515 of additional commitments from banks that agreed to join the Credit Agreement, increasing the total amount to US\$1,865. The incremental amount was applied to partially prepay the Facilities Agreement and other debt. As a result, the remaining outstanding amount under the Facilities Agreement was reduced to approximately US\$2,050, scheduled to mature in 2017. The main differences of the Credit Agreement as compared to the main terms of the Facilities Agreement, include: (a) an average 4-year term with equal semi-annual payments of principal of 20% each, beginning on the third anniversary of the Credit Agreement and with the last payment on September 2019, (b) a spread over LIBOR of between 250 and 375 basis points, depending on the level of CEMEX's Leverage Ratio (as defined below); (c) a revolving credit tranche of 40% of the total principal amount with the same maturity; and (d) improvements in certain covenants and undertakings that will provide more flexibility to CEMEX. In addition, on October 31, 2014, CEMEX obtained the required consents to amend certain provisions of the Facilities Agreement to substantially conform such agreement to the Credit Agreement. On December 8, 2014, CEMEX paid a portion of the revolving credit tranche for US\$560 (Ps8,254).

The main amendments of September 29, 2014 to the Facilities Agreement effective on October 31, 2014 include: (a) the aggregate amount allowed for capital expenditures were increased from US\$800 to US\$1,000 per year excluding certain capital expenditures, and, joint venture investments and acquisitions by CEMEX Latam and its subsidiaries, which capital expenditures, joint venture investments and acquisitions at any time then incurred are subject to a separate aggregate limit of US\$500 (or its equivalent); (b) the amounts allowed for permitted acquisitions and investments in joint ventures were increased from US\$250 to US\$400 per year; (c) the restrictions on asset swaps were eliminated; and (d) a new mandatory prepayment regime that eliminates the mandatory prepayment of debt with excess cash held above certain threshold and provides CEMEX with more discretion to use its cash.

On August 14, 2009, CEMEX entered into a financing with its major creditors, as amended from time to time during 2009, 2010, 2011 and 2012 (the "Financing Agreement"), by means of which CEMEX extended the maturities of US\$14,961 of syndicated loans, private placement notes and other obligations. On September 17, 2012, CEMEX entered into the Facilities Agreement pursuant to an invitation to the creditors under the Financing Agreement to exchange their existing loans and private placement notes under the Financing Agreement for new loans and new private placement notes maturing in February 2017 and the June 2018 Notes (the "Exchange Offer"), and completed the refinancing process of approximately 92.7% of the then outstanding debt under the Financing Agreement of US\$7,195, after the application of the proceeds from several refinancing transactions, the application of the net proceeds obtained from the sale of assets, and an equity offering of the Parent Company in 2009, with payments due of approximately US\$488 in December 2013 and US\$6,707 at final maturity in February 2014. As a result of the Exchange Offer, under the Facilities Agreement, CEMEX issued US\$6,155 of new loans and private placement notes with a final maturity on February 14, 2017, US\$500 of the June 2018 Notes and approximately US\$525 aggregate principal amount of loans and private placement notes remained outstanding after the Exchange Offer under the existing Financing Agreement, as amended. Considering that the relevant economic terms of the new debt instruments were not substantially different from those of the original loans and private placements, the aforementioned exchange of debt did not result for financial reporting in the extinguishment of the original financial liabilities; therefore, there were no effects in profit or loss. CEMEX adjusted the carrying amount of the financial liability for approximately US\$116 in

**CEMEX, S.A.B. DE C.V. AND SUBSIDIARIES**  
**Notes to the Consolidated Financial Statements**  
**As of December 31, 2014, 2013 and 2012**  
**(Millions of Mexican pesos)**

**Credit Agreement, Facilities Agreement and Financing Agreement – continued**

relation to the fees and cost incurred during the refinancing process, and those costs, together with any remaining costs relative to the Financing Agreement are being amortized over the remaining term of the Facilities Agreement. Subsequently, after the application of proceeds resulting from the October 2022 Notes, the aggregate principal amount of loans and U.S. dollar private placement notes under the amended Financing Agreement was US\$55 (Ps707), with a final maturity on February 14, 2014. This amount was repaid in full in March 2013 with proceeds from the issuance of the March 2019 Notes.

The debt under both, the Credit Agreement and the Facilities Agreement is guaranteed by CEMEX, S.A.B. de C.V., CEMEX México, S.A. de C.V., CEMEX Concretos S.A. de C.V., Empresas Tolteca de México, S.A. de C.V., New Sunward Holding B.V., CEMEX España, S.A., CEMEX Asia, B.V., CEMEX Corp., CEMEX Egyptian Investments, B.V., CEMEX Egyptian Investments II, B.V., CEMEX France Gestion, (S.A.S.), CEMEX Research Group AG, CEMEX Shipping B.V. and CEMEX UK. In addition, the debt under such agreements (together with all other senior capital markets debt issued or guaranteed by CEMEX, and certain other precedent facilities) is also secured by a first-priority security interest in: (a) substantially all the shares of CEMEX México, S.A. de C.V., Centro Distribuidor de Cemento, S.A. de C.V., Corporación Gouda, S.A. de C.V., Mexcement Holdings, S.A. de C.V., New Sunward Holding B.V., CEMEX Trademarks Holding Ltd. and CEMEX España, S.A. (the “Collateral”); and (b) all proceeds of such Collateral. Effective December 1, 2013, Corporación Gouda S.A. de C.V. and Mexcement Holdings, S.A. de C.V. together with other Mexican subsidiaries merged into Centro Distribuidor de Cemento, S.A. de C.V. being Centro Distribuidor de Cemento, S.A. de C.V. the successor and surviving entity and universal successor that assumed all the obligations of the merged entities, which, on December 3, 2013, changed its name to CEMEX Operaciones México, S.A. de C.V. The Credit Agreement contains similar collateral release provisions as the Facilities Agreement.

In addition to the restrictions mentioned above, and subject in each case to the permitted negotiated amounts and other exceptions, CEMEX is also subject to a number of negative covenants that, among other things, restrict or limit its ability to: (i) create liens; (ii) incur additional debt; (iii) change CEMEX’s business or the business of any obligor or material subsidiary (in each case, as defined in the Credit Agreement and the Facilities Agreement); (iv) enter into mergers; (v) enter into agreements that restrict its subsidiaries’ ability to pay dividends or repay intercompany debt; (vi) acquire assets; (vii) enter into or invest in joint venture agreements; (viii) dispose of certain assets; (ix) grant additional guarantees or indemnities; (x) declare or pay cash dividends or make share redemptions; (xi) enter into certain derivatives transactions; (xii) exercise any call option in relation to any perpetual bonds CEMEX issues unless the exercise of the call options does not have a materially negative impact on its cash flow; and (xiii) transfer all or substantially all the assets from subsidiaries or more than 10% of shares in subsidiaries into or out of CEMEX España or its subsidiaries if those assets or subsidiaries are not controlled by CEMEX España or any of its subsidiaries.

The Credit Agreement and the Facilities Agreement also contain a number of affirmative covenants that, among other things, require CEMEX to provide periodic financial information to its lenders. However, a number of those covenants and restrictions will automatically cease to apply or become less restrictive if CEMEX so elects when (i) CEMEX’s Leverage Ratio for the two most recently completed quarterly testing periods is less than or equal to 4.0 times; and (ii) no default under the Credit Agreement and the Facilities Agreement is continuing. At that point the Leverage Ratio must not exceed 4.25 times. Restrictions that will cease to apply when CEMEX satisfies such conditions include the capital expenditure limitations mentioned above and several negative covenants, including limitations on CEMEX’s ability to declare or pay cash dividends and distributions to shareholders, limitations on CEMEX’s ability to repay existing financial indebtedness, certain asset sale restrictions, certain mandatory prepayment provisions, and restrictions on exercising call options in relation to

**CEMEX, S.A.B. DE C.V. AND SUBSIDIARIES**  
**Notes to the Consolidated Financial Statements**  
**As of December 31, 2014, 2013 and 2012**  
**(Millions of Mexican pesos)**

**Credit Agreement, Facilities Agreement and Financing Agreement – continued**

any perpetual bonds CEMEX issues (provided that creditors will continue to receive the benefit of any restrictive covenants that other creditors receive relating to other financial indebtedness of CEMEX in excess of US\$75). At such time, several baskets and caps relating to negative covenants will also increase, including permitted financial indebtedness, permitted guarantees and limitations on liens. However, CEMEX cannot assure that it will be able to meet the conditions for these restrictions to cease to apply prior to the final maturity date under the Credit Agreement and the Facilities Agreement.

In addition, Credit Agreement and the Facilities Agreement contain events of default, some of which may be outside of CEMEX's control. Failure to meet any of these milestones will result in a spring back of the maturity date of CEMEX's indebtedness under the Facilities Agreement, and CEMEX cannot assure that at such time it will be able to repay such indebtedness. Moreover, CEMEX cannot assure that it will be able to comply with the restrictive covenants and limitations contained in the Credit Agreement and the Facilities Agreement. CEMEX's failure to comply with such covenants and limitations could result in an event of default, which could materially and adversely affect CEMEX's business and financial condition.

**Financial Covenants**

The Credit Agreement and the Facilities Agreement requires CEMEX the compliance with financial ratios, which mainly include: a) the consolidated ratio of debt to Operating EBITDA (the "Leverage Ratio"); and b) the consolidated ratio of Operating EBITDA to interest expense (the "Coverage Ratio"). These financial ratios are calculated according to the formulas established in the debt contracts using the consolidated amounts under IFRS.

CEMEX must comply with a Coverage Ratio for each period of four consecutive fiscal quarters of not less than (i) 1.50 times from the period ending on December 31, 2012 up to and including the period ending on September 30, 2014, (ii) 1.75 times from the period ending on December 31, 2014 up to and including the period ending on September 30, 2015, (iii) 1.85 times for the period ending on December 31, 2015 up to and including the period ending on March 31, 2016, (iv) 2.0 times for the period ending on June 30, 2016 up to and including the period ending on September 30, 2016, and (v) 2.25 times for the period ending on December 31, 2016 and each subsequent reference period. In addition, CEMEX must comply with a maximum Leverage Ratio for each period of four consecutive fiscal quarters not to exceed: (i) 7.0 times for the period ending on December 31, 2012 up to and including the period ending on December 31, 2013, (ii) 6.75 times for the period ending on September 30, 2014, (iii) 6.5 times for the period ending on December 31, 2014 up to and including the period ending on March 31, 2015, (iv) 6.0 times for the period ending on June 30, 2015 up to and including the period ending on September 30, 2015, (v) 5.5 times for the period ending on December 31, 2015 up to and including the period ending on March 31, 2016, (vi) 5.0 times for the period ending on June 30, 2016 up to and including the period ending on September 30, 2016, and (vii) 4.25 times for the period ending on December 31, 2016 and each subsequent reference period.

**CEMEX, S.A.B. DE C.V. AND SUBSIDIARIES**  
**Notes to the Consolidated Financial Statements**  
**As of December 31, 2014, 2013 and 2012**  
(Millions of Mexican pesos)

**Financial Covenants – continued**

CEMEX’s ability to comply with these ratios may be affected by economic conditions and volatility in foreign exchange rates, as well as by overall conditions in the financial and capital markets. For the compliance periods ended as of December 31, 2014, 2013 and 2012, taking into account the Credit Agreement, the Facilities Agreement and the Financing Agreement, as applicable, CEMEX, S.A.B. de C.V. and its subsidiaries were in compliance with the financial covenants imposed by its debt contracts. The main consolidated financial ratios as of December 31, 2014, 2013 and 2012 were as follows:

		<b>Consolidated financial ratios</b>		
		<b>2014</b>	<b>2013</b>	<b>2012</b>
Leverage ratio <sup>1,2</sup> . . . . .	<b>Limit</b>	=< 6.50	=<7.00	=<7.00
	<b>Calculation</b>	5.19	5.49	5.44
Coverage ratio <sup>3</sup> . . . . .	<b>Limit</b>	=< 1.75	>1.50	>1.50
	<b>Calculation</b>	2.34	2.11	2.10

- 1 The leverage ratio is calculated in pesos by dividing “Funded debt” by pro forma Operating EBITDA for the last twelve months as of the calculation date. Funded debt equals debt, as reported in the balance sheet excluding finance leases, components of liability of convertible subordinated notes, plus perpetual debentures and guarantees, plus or minus the fair value of derivative financial instruments, as applicable, among other adjustments
- 2 Pro forma Operating EBITDA represents, all calculated in pesos, Operating EBITDA for the last twelve months as of the calculation date, plus the portion of Operating EBITDA referring to such twelve-month period of any significant acquisition made in the period before its consolidation in CEMEX, minus Operating EBITDA referring to such twelve-month period of any significant disposal that had already been liquidated.
- 3 The coverage ratio is calculated in pesos using the amounts from the financial statements, by dividing the pro forma operating EBITDA by the financial expense for the last twelve months as of the calculation date. Financial expense includes interest accrued on the perpetual debentures.

CEMEX will classify all of its outstanding debt as current debt in its balance sheet if: 1) as of any relevant measurement date on which CEMEX fails to comply with the aforementioned financial ratios; or 2) as of any date prior to a subsequent measurement date on which CEMEX expects not to be in compliance with such financial ratios in the absence of: a) amendments and/or waivers covering the next succeeding 12 months; b) high probability that the violation will be cured during any agreed upon remediation period and be sustained for the next succeeding 12 months; and/or c) a signed refinancing agreement to refinance the relevant debt on a long-term basis. Moreover, concurrent with the aforementioned classification of debt in the short-term, the noncompliance of CEMEX with the financial ratios agreed upon pursuant to the Credit Agreement and the Facilities Agreement or, in such event, the absence of a waiver of compliance or a negotiation thereof, after certain procedures upon CEMEX’s lenders’ request, they would call for the acceleration of payments due under the Credit Agreement and the Facilities Agreement. That scenario will have a material adverse effect on CEMEX’s liquidity, capital resources and financial position.

**CEMEX, S.A.B. DE C.V. AND SUBSIDIARIES**  
**Notes to the Consolidated Financial Statements**  
**As of December 31, 2014, 2013 and 2012**  
(Millions of Mexican pesos)

**16B) OTHER FINANCIAL OBLIGATIONS**

As of December 31, 2014 and 2013, other financial obligations in the consolidated balance sheet are detailed as follows:

	2014			2013		
	Short-term	Long-term	Total	Short-term	Long-term	Total
I. Convertible subordinated notes due 2018 . . . . .	Ps —	8,891	8,891	Ps —	7,565	7,565
I. Convertible subordinated notes due 2016 . . . . .	—	13,642	13,642	—	11,551	11,551
II. Convertible subordinated notes due 2015 . . . . .	2,983	—	2,983	—	8,919	8,919
III. Mandatory convertible securities 2019 . . . . .	206	1,194	1,400	177	1,392	1,569
IV. Liabilities secured with accounts receivable . . . . .	8,063	1,700	9,763	4,471	2,500	6,971
V. Capital Leases . . . . .	260	1,656	1,916	920	1,823	2,743
	Ps <u>11,512</u>	<u>27,083</u>	<u>38,595</u>	Ps <u>5,568</u>	<u>33,750</u>	<u>39,318</u>

Financial instruments convertible into CEMEX’s shares contain components of liability and equity, which are recognized differently depending upon the currency in which the instrument is denominated and the functional currency of the issuer (note 2L).

**I. Optional convertible subordinated notes due in 2016 and 2018**

On March 15, 2011, CEMEX, S.A.B. de C.V. closed the offering of US\$978 (Ps11,632) aggregate principal amount of 3.25% convertible subordinated notes due in 2016 (the “2016 Convertible Notes”) and US\$690 (Ps8,211) aggregate principal amount of 3.75% convertible subordinated notes due in 2018 (the “2018 Convertible Notes”). The notes are subordinated to all of CEMEX’s liabilities and commitments. The notes are convertible into a fixed number of CEMEX’s ADSs, at the holder’s election, at any time after June 30, 2011 and are subject to antidilution adjustments. As of December 31, 2014 and 2013, the conversion price per ADS was approximately 9.65 dollars and 10.03 dollars, respectively. The fair value of the conversion option as of the issuance date amounted to approximately Ps3,959, which considering the then functional currency of the issuer, was recognized until December 31, 2012 as a derivative instrument through profit or loss (note 16D). Changes in fair value of the conversion option generated a loss of Ps1,094 (US\$88) in 2012, recognized within other financial income (expense), net. Effective January 1, 2013, in connection with the change of the Parent Company’s functional currency described in note 2D, which among other effects aligned the functional currency of the issuer with the currency in which the instruments are denominated, the conversion options embedded in the 2016 Convertible Notes and the 2018 Convertible Notes ceased to be treated as stand-alone derivatives at fair value through profit or loss. The liability accrued until December 31, 2012 was cancelled against stockholders’ equity. After antidilution adjustments, the conversion rate as of December 31, 2014 and 2013 was 103.6741 ADS and 99.6866 ADS, respectively, per each 1 thousand dollars principal amount of such notes. Concurrent with the offering, a portion of the net proceeds from this transaction were used to fund the purchase of capped call options, which are generally expected to reduce the potential dilution cost to CEMEX upon the potential conversion of such notes (note 16D).

**II. Optional convertible subordinated notes due in 2015**

On March 30, 2010, CEMEX, S.A.B. de C.V. issued US\$715 (Ps8,837) aggregate principal amount of 4.875% Optional Convertible Subordinated Notes due 2015 (the “2015 Convertible Notes”). The notes are subordinated to all of CEMEX’s liabilities and commitments. The notes are convertible into a fixed number of CEMEX’s



**CEMEX, S.A.B. DE C.V. AND SUBSIDIARIES**  
**Notes to the Consolidated Financial Statements**  
**As of December 31, 2014, 2013 and 2012**  
**(Millions of Mexican pesos)**

**II. Other financial obligations – continued**

ADSs, at the holder's election, and are subject to antidilution adjustments. As of December 31, 2014 and 2013, the conversion price per ADS was approximately 11.18 dollars and 11.62 dollars, respectively. The fair value of the conversion option as of the issuance date amounted to Ps1,232, which considering the then functional currency of the issuer was recognized until December 31, 2012 as a derivative instrument through profit or loss (note 16D). Changes in fair value of the conversion option generated a loss of Ps114 (US\$9) in 2012, recognized within other financial income (expense), net. Effective January 1, 2013, in connection with the change of the Parent Company's functional currency described in note 2D, which among other effects aligned the functional currency of the issuer with the currency in which the instrument is denominated, the conversion option embedded in the 2015 Convertible Notes ceased to be treated as stand-alone derivative at fair value through the statement of operations. The liability accrued until December 31, 2012 was cancelled against stockholders' equity. After antidilution adjustments, the conversion rate as of December 31, 2014 and 2013 was 89.4729 ADS and 86.0316 ADS, respectively, per each 1 thousand dollars principal amount of such notes. Concurrent with the offering, a portion of the proceeds were used to enter into a capped call transaction that was expected to generally reduce the potential dilution cost to CEMEX, S.A.B. de C.V. upon the potential conversion of the notes (note 16D).

On several dates during 2014, CEMEX, S.A.B. de C.V. entered into private early conversion agreements with certain institutional holders of the 2015 Convertible Notes, pursuant to which such holders converted approximately US\$511 in aggregate principal amount of the 2015 Convertible Notes in exchange for approximately 50.4 million ADSs, which includes the number of additional ADSs issued to the holders that converted their notes as inducement premiums, without incurring any cash outflow. As a result of the early conversion agreements, an aggregate amount of approximately Ps6,483, representing the liability component of the converted notes, was reclassified from other financial obligations to other equity reserves. In addition, considering the issuance of shares, CEMEX increased common stock for Ps4 and additional paid-in capital for Ps8,037 against other equity reserves. The additional ADSs issued as inducement premiums resulted in an aggregate expense of approximately Ps957, representing the fair value of the ADSs at the issuance dates, which was recognized in the statement of operations in 2014 within other financial income (expense), net. As of December 31, 2014, the outstanding principal amount of the 2015 Convertible notes was of approximately US\$204.

On October 3, 2014, in connection with the 2015 Convertible Notes and pursuant to a private offer, the Parent Company issued US\$200 (Ps2,948) Contingent Convertible Units ("CCUs"), by means of which, in exchange for monthly payments by CEMEX to the holders of the CCUs at the annual rate of 3.0% on the notional amount, CEMEX secures the refinancing for any of the 2015 Convertible Notes that would mature without conversion up to US\$200 of the principal amount. Based on the contract of the CCUs, the holders invested the US\$200 in treasury bonds of the United States, and irrevocably agreed that such investment would be applied, if necessary, in March 2015, to subscribe new convertible notes of the Parent Company for up to US\$200. The proceeds from the potential issuance of new convertibles notes in shares of the Parent Company would be used by CEMEX to pay the holders of the 2015 Convertible Notes that would mature without conversion. In case the 2015 Convertible Notes would be converted at their maturity in shares of CEMEX, S.A.B. de C.V., the proceeds invested in treasury bonds of the United States would be returned to the holders of the CCUs. Pursuant to the issuance of the CCUs, CEMEX did not assume additional debt nor is in capacity to use the resources invested by the holders of the CCUs, which, in case they are used, such proceeds would be applied by Bank of New York Mellon, acting as trustee, to subscribe the new convertible notes on behalf of the holders of the CCUs and to pay to the holders of the 2015 Convertible Notes on behalf of CEMEX.

**CEMEX, S.A.B. DE C.V. AND SUBSIDIARIES**  
**Notes to the Consolidated Financial Statements**  
**As of December 31, 2014, 2013 and 2012**  
**(Millions of Mexican pesos)**

**III. Mandatorily convertible securities due in 2019**

In December 2009, CEMEX, S.A.B. de C.V. completed its offer to exchange marketable notes issued in Mexico with maturities between 2010 and 2012, into mandatorily convertible securities for approximately Ps4,126 (US\$315) (the “2019 Mandatorily Convertible Securities”). Reflecting antidilution adjustments, at their scheduled conversion in 2019 or earlier if the price of the CPO reaches approximately Ps29.50 the securities will be mandatorily convertible into approximately 210 million CPOs at a conversion price of approximately Ps19.66 per CPO. During their tenure, the securities bear interest at an annual rate of 10% payable quarterly. Holders have an option to voluntarily convert their securities, after the first anniversary of their issuance, on any interest payment date into CPOs. Considering the then functional currency of the issuer, the equity component represented by the fair value of the conversion option as of the issuance date of Ps1,971 was recognized within “Other equity reserves.” Effective January 1, 2013, in connection with the change of the Parent Company’s functional currency, the conversion option embedded in these securities, which started to be treated as a stand-alone derivative liability at fair value through profit or loss, recognizing an initial effect of Ps365. Changes in fair value of the conversion option generated a gain for approximately Ps159 (US\$11) in 2014 and a loss of approximately Ps135 (US\$10) in 2013.

**IV. Liabilities secured with accounts receivable**

As mentioned in note 9, as of December 31, 2014 and 2013, CEMEX maintained securitization programs for the sale of trade accounts receivable established in Mexico, the United States, France and the United Kingdom, by means of which, CEMEX effectively surrenders control associated with the trade accounts receivable sold and there is no guarantee or obligation to reacquire the assets. However, CEMEX retains certain residual interest in the programs and/or maintains continuing involvement with the accounts receivable. Based on IAS 39, CEMEX recognizes cash flows received, that is the funded amounts of the trade receivables sold within “Other financial obligations”, and maintains the receivables sold in the balance sheet.

**V. Capital leases**

CEMEX has several operating and administrative assets, including buildings and mobile equipment, under capital lease contracts. Future payments associated with these contracts are presented in note 23E.

**16C) FAIR VALUE OF FINANCIAL INSTRUMENTS**

**Financial assets and liabilities**

CEMEX’s carrying amounts of cash, trade accounts receivable, other accounts receivable, trade accounts payable, other accounts payable and accrued expenses, as well as short-term debt, approximate their corresponding estimated fair values due to the short-term maturity and revolving nature of these financial assets and liabilities. Temporary investments (cash equivalents) and certain long-term investments are recognized at fair value, considering to the extent available, quoted market prices for the same or similar instruments. The estimated fair value of CEMEX’s long-term debt is level 2, and is either based on estimated market prices for such or similar instruments, considering interest rates currently available for CEMEX to negotiate debt with the same maturities, or determined by discounting future cash flows using market-based interest rates currently available to CEMEX.

**CEMEX, S.A.B. DE C.V. AND SUBSIDIARIES**  
**Notes to the Consolidated Financial Statements**  
**As of December 31, 2014, 2013 and 2012**  
(Millions of Mexican pesos)

**Financial assets and liabilities – continued**

As of December 31, 2014 and 2013, the carrying amounts of financial assets and liabilities and their respective fair values were as follows:

	<u>2014</u>		<u>2013</u>	
	<u>Carrying amount</u>	<u>Fair value</u>	<u>Carrying amount</u>	<u>Fair value</u>
<b>Financial assets</b>				
Derivative instruments (notes 13B and 16D) . . . . .	Ps 4,816	4,816	Ps 6,274	6,274
Other investments and non-current accounts receivable (note 13B) . . . . .	5,501	5,252	5,786	5,586
	<u>Ps 10,317</u>	<u>10,068</u>	<u>Ps 12,060</u>	<u>11,860</u>
<b>Financial liabilities</b>				
Long-term debt (note 16A) . . . . .	191,327	200,366	187,021	201,040
Other financial obligations (note 16B) . . . . .	27,083	37,329	33,750	48,106
Derivative instruments (notes 16D and 17) . . . . .	413	413	508	508
	<u>Ps 218,823</u>	<u>238,108</u>	<u>Ps 221,279</u>	<u>249,654</u>

**Fair Value Hierarchy**

As mentioned in note 2L, CEMEX applies IFRS 13 for fair value measurements of financial assets and financial liabilities recognized or disclosed at fair value. Assets and liabilities carried at fair value in the consolidated balance sheets as of December 31, 2014 and 2013 are included in the following fair value hierarchy categories:

<u>2014</u>		<u>Level 1</u>	<u>Level 2</u>	<u>Level 3</u>	<u>Total</u>
<b>Assets measured at fair value</b>					
	Ps				
Derivative instruments (notes 13B and 16D) . . . . .		—	4,816	—	4,816
Investments available-for-sale (note 13B) . . . . .		246	—	—	246
Investments held for trading (note 13B) . . . . .		—	322	—	322
	Ps	<u>246</u>	<u>5,138</u>	<u>—</u>	<u>5,384</u>
<b>Liabilities measured at fair value</b>					
Derivative instruments (notes 16D and 17) . . . . .	Ps	<u>—</u>	<u>413</u>	<u>—</u>	<u>413</u>
<b>2013</b>					
<b>Assets measured at fair value</b>					
	Ps				
Derivative instruments (notes 13B and 16D) . . . . .		—	6,274	—	6,274
Investments available-for-sale (note 13B) . . . . .		340	—	—	340
Investments held for trading (note 13B) . . . . .		—	463	—	463
	Ps	<u>340</u>	<u>6,737</u>	<u>—</u>	<u>7,077</u>
<b>Liabilities measured at fair value</b>					
Derivative instruments (notes 16D and 17) . . . . .	Ps	<u>—</u>	<u>508</u>	<u>—</u>	<u>508</u>

**CEMEX, S.A.B. DE C.V. AND SUBSIDIARIES**  
**Notes to the Consolidated Financial Statements**  
**As of December 31, 2014, 2013 and 2012**  
**(Millions of Mexican pesos)**

**16D) DERIVATIVE FINANCIAL INSTRUMENTS**

During the reported periods, in compliance with the guidelines established by its Risk Management Committee and the restrictions set forth by its debt agreements, CEMEX held interest rate swaps, as well as forward contracts and other derivative instruments on CEMEX, S.A.B. de C.V.'s own CPOs and/or ADSs and third parties' shares, with the objective of, as the case may be: a) changing the risk profile associated with the price of raw materials and other energy projects; and b) other corporate purposes. As of December 31, 2014 and 2013, the notional amounts and fair values of CEMEX's derivative instruments were as follows:

(U.S. dollars millions)		2014		2013	
		Notional amount	Fair value	Notional amount	Fair value
I. Interest rate swaps . . . . .	US\$	165	33	174	33
II. Equity forwards on third party shares . . . . .		27	—	27	1
III. Options on the Parent Company's own shares . . . . .		<u>1,668</u>	<u>266</u>	<u>2,383</u>	<u>408</u>
	US\$	<u>1,860</u>	<u>299</u>	<u>2,584</u>	<u>442</u>

The fair values determined by CEMEX for its derivative financial instruments are Level 2. There is no direct measure for the risk of CEMEX or its counterparties in connection with the derivative instruments. Therefore, the risk factors applied for CEMEX's assets and liabilities originated by the valuation of such derivatives were extrapolated from publicly available risk discounts for other public debt instruments of CEMEX and its counterparties.

The caption "Other financial income (expenses), net" includes gains and losses related to the recognition of changes in fair values of the derivative instruments during the applicable period and that represented net losses of Ps679 (US\$46) in 2014, gains of Ps2,126 (US\$163) in 2013 and losses of Ps98 (US\$8) in 2012. As of December 31, 2014 and 2013, pursuant to net balance settlement agreements, cash deposits in margin accounts that guaranteed obligations through derivative financial instruments were offset with the fair value of the derivative instruments for Ps206 (US\$14) and Ps95 (US\$7), respectively.

The estimated fair value of derivative instruments fluctuates over time and is determined by measuring the effect of future relevant economic variables according to the yield curves shown in the market as of the reporting date. These values should be analyzed in relation to the fair values of the underlying transactions and as part of CEMEX's overall exposure attributable to fluctuations in interest rates and foreign exchange rates. The notional amounts of derivative instruments do not represent amounts exchanged by the parties, and consequently, there is no direct measure of CEMEX's exposure to the use of these derivatives. The amounts exchanged are determined based on the basis of the notional amounts and other terms included in the derivative instruments.

**I. Interest rate swap contracts**

As of December 31, 2014 and 2013, CEMEX had an interest rate swap maturing in September 2022 associated with agreements entered into by CEMEX for the acquisition of electric energy in Mexico, which fair value represented assets of approximately US\$33 and US\$33, respectively. Pursuant to this instrument, during the tenure of the swap and based on its notional amount, CEMEX will receive a fixed rate of 5.4% and will pay LIBOR. Changes in the fair value of this interest rate swap generated losses of US\$1 (Ps3) in 2014, US\$16 (Ps207) in 2013 and US\$2 (Ps35) in 2012, recognized in the statements of operations for each year.

**CEMEX, S.A.B. DE C.V. AND SUBSIDIARIES**  
**Notes to the Consolidated Financial Statements**  
**As of December 31, 2014, 2013 and 2012**  
**(Millions of Mexican pesos)**

**II. Equity forwards in third party shares**

As of December 31, 2014 and 2013, CEMEX had a forward contract to be settled in cash maturing in October 2015 over the price, in both years, of 59.5 million CPOs of Axtel, a Mexican telecommunications company traded in the MSE. CEMEX negotiated this contract to maintain the exposure to changes in the price of this entity. Changes in the fair value of this instrument generated losses of US\$9 (Ps133) in 2014, gains of US\$6 (Ps76) in 2013 and losses of US\$7 (Ps100) in 2012 recognized in the statements of operations for each period.

**III. Options on the Parent Company's own shares**

On March 15, 2011, CEMEX, S.A.B. de C.V. entered into a capped call transaction, after antidilution adjustments, over approximately 173 million ADSs (101 million ADSs maturing in March 2016 and 72 million ADSs maturing in March 2018), in connection with the 2016 Convertible Notes and the 2018 Convertible Notes and to effectively increase the conversion price for CEMEX's ADSs under such notes, by means of which, at maturity of the notes, if the market price per ADS is above the strike price of approximately 9.65 dollars, CEMEX will receive in cash the difference between the market price and the strike price, with a maximum appreciation per ADS of approximately 4.45 dollars for the 2016 Convertible Notes and 5.94 dollars for the 2018 Convertible Notes. CEMEX paid aggregate premiums of approximately US\$222. As of December 31, 2014 and 2013, the fair value of such options represented an asset of approximately US\$294 (Ps4,335) and US\$353 (Ps4,607), respectively. During 2014, 2013 and 2012, changes in the fair value of these instruments generated losses of US\$65 (Ps962), and gains of US\$127 (Ps1,663) and US\$155 (Ps1,973), respectively, recognized within "Other financial income (expense), net" in the statements of operations.

On March 30, 2010, CEMEX, S.A.B. de C.V. entered into a capped call transaction, after antidilution adjustments, over approximately 64 million ADSs maturing in March 2015, in connection with the 2015 Convertible Notes and to effectively increase the conversion price for CEMEX's CPOs under such notes, by means of which, at maturity of the notes, if the market price per ADS was above the strike price of approximately 11.18 dollars, CEMEX would receive in cash the difference between the market price and the strike price, with a maximum appreciation per ADS of approximately 4.30 dollars. CEMEX paid a premium of approximately US\$105. In January, 2014, CEMEX initiated a process to amend the terms of this capped call transaction, pursuant to which, using the then existing market valuation of the instrument, CEMEX received approximately 7.7 million zero-strike call options over a same number of ADSs. In July 2014, CEMEX amended the zero-strike call options to fix a minimum value of approximately US\$94. As part of the amendment, CEMEX also retained the economic value of approximately 1 million ADSs. During December 2014, CEMEX further amended and unwound the zero-strike call options, monetizing the remainder value of the approximately 1 million ADSs it had retained, pursuant to which CEMEX received a total payment of approximately US\$105. As of December 31, 2013, the combined fair value of such options represented an asset of approximately US\$94 (Ps1,228). During 2014, 2013 and 2012, changes in the fair value of these options generated gains of approximately US\$17 (Ps253), US\$36 (Ps465) and US\$47 (Ps594), respectively, which were recognized within "Other financial income (expense), net" in the statements of operations.

In addition, until December 31, 2012, considering that the functional currency of the issuer and the currency in which the notes are denominated differed, CEMEX separated the conversion options embedded in the 2016 Convertible Notes, the 2018 Convertible Notes and the 2015 Convertible Notes and recognized them at fair value through profit or loss, which as of December 31, 2012, resulted in a liability of approximately US\$365 (Ps4,690), which was reclassified to other equity reserves on January 1, 2013 considering the change in the Parent Company's functional currency (note 2D), which among other effects aligned the functional currency of the

**CEMEX, S.A.B. DE C.V. AND SUBSIDIARIES**  
**Notes to the Consolidated Financial Statements**  
**As of December 31, 2014, 2013 and 2012**  
**(Millions of Mexican pesos)**

**III. Options on the Parent Company's own shares – continued**

issuer with the currency in which the instruments are denominated and consequently, such embedded options ceased to be treated as stand-alone derivatives at fair value through the statement of operations, with no gains or losses recognized. Changes in fair value of the conversion options generated losses of approximately US\$299 (Ps3,786) in 2012.

Conversely, in connection with the 2019 Mandatorily Convertible Securities (note 16B); considering i) the aforementioned change in the functional currency of the Parent Company effective January 1, 2013 and ii) that the currency in which such instruments are denominated and the functional currency of the issuer differ, beginning January 1, 2013, CEMEX separated the conversion option embedded in such instruments and recognized it at fair value through profit or loss, which as of December 31, 2014 and 2013, resulted in a liability of US\$28 (Ps413) and US\$39 (Ps506), respectively. Changes in fair value generated gains of US\$11 (Ps159) in 2014 and losses of US\$10 (Ps135) in 2013. The initial liability as of January 1, 2013 was reclassified from other equity reserves within stockholders' equity with no gains or losses recognized.

As of December 31, 2012, CEMEX had granted a guarantee for a notional amount of approximately US\$360, in connection with put option transactions on CEMEX's CPOs entered into by Citibank with a Mexican trust that CEMEX established on behalf of its Mexican pension fund and certain of CEMEX's directors and current and former employees in April 2008, which fair value as of December 31, 2012, net of deposits in margin accounts, represented a liability of US\$58 (Ps740). Between January and April 2013, the notional amount of the guarantee was gradually unwound. Changes in fair value were recognized in the statements of operations within "Other financial income (expense), net," representing losses of US\$22 (Ps284) in 2013 and gains of US\$95 (Ps1,198) in 2012.

**16E) RISK MANAGEMENT**

In recent years, with the exception of the capped call transactions entered into in March 2010 and March 2011 mentioned above (notes 16B and 16D), CEMEX has significantly decreased its use of derivatives instruments related to debt, both currency and interest rate derivatives, thereby reducing the risk of cash margin calls. In addition, the Credit and the Facilities Agreement significantly restrict CEMEX's ability to enter into certain derivative transactions.

**Credit risk**

Credit risk is the risk of financial loss faced by CEMEX if a customer or counterpart of a financial instrument does not meet its contractual obligations and originates mainly from trade accounts receivable. As of December 31, 2014 and 2013, the maximum exposure to credit risk is represented by the balance of financial assets. Management has developed policies for the authorization of credit to customers. The exposure to credit risk is monitored constantly according to the behavior of payment of the debtors. Credit is assigned on a customer-by-customer basis and is subject to assessments which consider the customers' payment capacity, as well as past behavior regarding due dates, balances past due and delinquent accounts. In cases deemed necessary, CEMEX's management requires guarantees from its customers and financial counterparties with regard to financial assets.

The Company's management has established a policy of low risk which analyzes the creditworthiness of each new client individually before offering the general conditions of payment terms and delivery, the review includes external ratings, when references are available, and in some cases bank references. Threshold of purchase limits

**CEMEX, S.A.B. DE C.V. AND SUBSIDIARIES**  
**Notes to the Consolidated Financial Statements**  
**As of December 31, 2014, 2013 and 2012**  
**(Millions of Mexican pesos)**

**Credit risk – continued**

are established for each client, which represent the maximum purchase amounts that require different levels of approval. Customers that do not meet the levels of solvency requirements imposed by CEMEX can only carry out transactions by paying cash in advance. As of December 31, 2014, considering CEMEX's best estimate of potential losses based on an analysis of age and considering recovery efforts, the allowance for doubtful accounts was Ps1,856 (US\$126).

**Interest rate risk**

Interest rate risk is the risk that the fair value or future cash flows of a financial instrument will fluctuate because of changes in market interest rates, which only affects CEMEX's results if the fixed-rate long-term debt is measured at fair value. All of CEMEX's fixed-rate long-term debt is carried at amortized cost and therefore is not subject to interest rate risk. CEMEX's exposure to the risk of changes in market interest rates relates primarily to its long-term debt obligations with floating interest rates. As of December 31, 2014 and 2013, CEMEX was subject to the volatility of floating interest rates, which, if such rates were to increase, may adversely affect its financing cost and increase its net loss. CEMEX manages its interest rate risk by balancing its exposure to fixed and variable rates while attempting to reduce its interest costs.

As of December 31, 2014 and 2013, approximately 29% and 38%, respectively, of CEMEX's long-term debt was denominated in floating rates at a weighted average interest rate of LIBOR plus 428 basis points in 2014 and 458 basis points in 2013. As of December 31, 2014 and 2013, if interest rates at that date had been 0.5% higher, with all other variables held constant, CEMEX's net loss for 2014 and 2013 would have increased by approximately US\$2 (Ps32) and US\$27 (Ps354), respectively, as a result of higher interest expense on variable rate denominated debt.

**Foreign currency risk**

Foreign currency risk is the risk that the fair value of future cash flows of a financial instrument will fluctuate because of changes in foreign exchange rates. CEMEX's exposure to the risk of changes in foreign exchange rates relates primarily to its operating activities. Due to its geographic diversification, CEMEX's revenues and costs are generated and settled in various countries and in different currencies. For the year ended December 31, 2014, approximately 22% of CEMEX's net sales, before eliminations resulting from consolidation, were generated in Mexico, 21% in the United States, 7% in the United Kingdom, 6% in Germany, 6% in France, 6% in the Rest of Northern Europe region, 2% in Spain, 3% in Egypt, 4% in the Rest of Mediterranean region, 6% in Colombia, 7% in the Rest of South America and the Caribbean region, 5% in Asia and 5% from CEMEX's other operations.

Foreign exchange gains and losses occur when any entity incurs monetary assets or liabilities in a currency different from its functional currency, and are recorded in the consolidated statements of operations, except for exchange fluctuations associated with foreign currency indebtedness directly related to the acquisition of foreign entities and related parties' long-term balances denominated in foreign currency, for which the resulting gains or losses are reported in other comprehensive income. As of December 31, 2014 and 2013, excluding from the sensitivity analysis the impact of translating the net assets of foreign operations into CEMEX's reporting currency, considering a hypothetical 10% strengthening of the U.S. dollar against the Mexican peso, with all other variables held constant, CEMEX's net loss for 2014 and 2013 would have increased by approximately US\$216 (Ps3,186) and US\$59 (Ps773), respectively, as a result of higher foreign exchange losses on CEMEX's dollar-

**CEMEX, S.A.B. DE C.V. AND SUBSIDIARIES**  
**Notes to the Consolidated Financial Statements**  
**As of December 31, 2014, 2013 and 2012**  
(Millions of Mexican pesos)

**Foreign currency risk – continued**

denominated net monetary liabilities held in consolidated entities with other functional currencies. Conversely, a hypothetical 10% weakening of the U.S. dollar against the Mexican peso would have the opposite effect.

As of December 31, 2014, approximately 88% of CEMEX's financial debt was Dollar-denominated, approximately 12% was Euro-denominated, approximately 1% was Peso-denominated and immaterial amounts were denominated in other currencies; therefore, CEMEX had a foreign currency exposure arising from the Dollar-denominated financial debt, and the Euro-denominated financial debt, versus the currencies in which CEMEX's revenues are settled in most countries in which it operates. CEMEX cannot guarantee that it will generate sufficient revenues in Dollars and Euros from its operations to service these obligations. As of December 31, 2014 and 2013, CEMEX had not implemented any derivative financing hedging strategy to address this foreign currency risk.

As of December 31, 2014 and 2013, CEMEX's consolidated net monetary assets (liabilities) by currency are as follows:

		<b>2014</b>							
		<u>Mexico</u>	<u>USA</u>	<u>Northern Europe</u>	<u>Mediterranean</u>	<u>SAC</u>	<u>Asia</u>	<u>Others</u>	<u>Total</u>
Monetary assets . . . . .	Ps	15,565	8,319	15,954	7,315	5,245	2,126	8,677	63,201
Monetary liabilities . . . . .		12,389	14,876	32,619	9,336	5,839	2,251	269,141	346,451
Net monetary assets (liabilities) . . . . .	Ps	<u>3,176</u>	<u>(6,557)</u>	<u>(16,665)</u>	<u>(2,021)</u>	<u>(594)</u>	<u>(125)</u>	<u>(260,464)</u>	<u>(283,250)</u>
<b>Out of which:</b>									
Dollars . . . . .	Ps	(136)	(6,560)	—	10	598	111	(193,772)	(199,749)
Pesos . . . . .		3,312	3	—	—	—	—	(35,141)	(31,826)
Euros . . . . .		—	—	(4,155)	(2,178)	(25)	—	(42,685)	(49,043)
Other currencies . . . . .		—	—	(12,510)	147	(1,167)	(236)	11,134	(2,632)
	Ps	<u>3,176</u>	<u>(6,557)</u>	<u>(16,665)</u>	<u>(2,021)</u>	<u>(594)</u>	<u>(125)</u>	<u>(260,464)</u>	<u>(283,250)</u>
		<b>2013</b>							
		<u>Mexico</u>	<u>USA</u>	<u>Northern Europe</u>	<u>Mediterranean</u>	<u>SAC</u>	<u>Asia</u>	<u>Others</u>	<u>Total</u>
Monetary assets . . . . .	Ps	13,608	7,632	11,237	6,644	6,081	1,775	17,145	64,122
Monetary liabilities . . . . .		12,135	12,603	27,323	8,493	6,193	1,643	260,543	328,933
Net monetary assets (liabilities) . . . . .	Ps	<u>1,473</u>	<u>(4,971)</u>	<u>(16,086)</u>	<u>(1,849)</u>	<u>(112)</u>	<u>132</u>	<u>(243,398)</u>	<u>(264,811)</u>
<b>Out of which:</b>									
Dollars . . . . .	Ps	(688)	(5,283)	—	(6)	1,065	129	(180,829)	(185,612)
Pesos . . . . .		2,161	1	—	—	—	—	(22,366)	(20,204)
Euros . . . . .		—	281	(6,623)	(2,091)	1	—	(49,073)	(57,505)
Other currencies . . . . .		—	30	(9,463)	248	(1,178)	3	8,870	(1,490)
	Ps	<u>1,473</u>	<u>(4,971)</u>	<u>(16,086)</u>	<u>(1,849)</u>	<u>(112)</u>	<u>132</u>	<u>(243,398)</u>	<u>(264,811)</u>



**CEMEX, S.A.B. DE C.V. AND SUBSIDIARIES**  
**Notes to the Consolidated Financial Statements**  
**As of December 31, 2014, 2013 and 2012**  
**(Millions of Mexican pesos)**

**Equity risk**

Equity risk is the risk that the fair value of future cash flows of a financial instrument will fluctuate because of changes in the market price of CEMEX's and/or third party's shares. As described in note 16D, CEMEX has entered into equity forward contracts on Axtel CPOs, as well as capped call based on the price of CEMEX's own ADSs. Under these equity derivative instruments, there is a direct relationship in the change in the fair value of the derivative with the change in price of the underlying share. All changes in fair value of such derivative instruments are recognized in profit or loss as part of "Other financial income (expense), net." A significant decrease in the market price of CEMEX's ADSs would negatively affect CEMEX's liquidity and financial position.

As of December 31, 2014 and 2013, the potential change in the fair value of CEMEX's forward contracts in Axtel's shares that would result from a hypothetical, instantaneous decrease of 10% in the market price of Axtel CPOs, with all other variables held constant, would have increased CEMEX's net loss for 2014 and 2013 by approximately US\$1 (Ps15) and US\$2 (Ps29), respectively, as a result of additional negative changes in fair value associated with such forward contracts. A 10% hypothetical increase in the Axtel CPO price would generate approximately the opposite effect.

As of December 31, 2014 and 2013, the potential change in the fair value of CEMEX's options (capped calls) that would result from a hypothetical, instantaneous decrease of 10% in the market price of CEMEX's ADSs, with all other variables held constant, would have increased CEMEX's net loss for 2014 and 2013 by approximately US\$73 (Ps1,076) and US\$89 (Ps1,155), respectively, as a result of additional negative changes in fair value associated with these contracts. A 10% hypothetical increase in CEMEX's ADS price would generate approximately the opposite effect.

In addition, even though the changes in fair value of CEMEX's embedded conversion options in the convertible notes denominated in a currency other than the functional currency of CEMEX, S.A.B de C.V. affect the statements of operations, they do not imply any risk or variability in cash flows, considering that through their exercise, CEMEX will settle a fixed amount of debt with a fixed amount of shares. As of December 31, 2014 and 2013, the potential change in the fair value of the embedded conversion options in the Mandatorily Convertible Notes 2019 that would result from a hypothetical, instantaneous decrease of 10% in the market price of CEMEX's CPOs, with all other variables held constant, would have decreased CEMEX's net loss for 2014 and 2013 by approximately US\$8 (Ps113) and US\$8 (Ps102), respectively, as a result of additional positive changes in fair value associated with this option. A 10% hypothetical increase in the CEMEX CPO price would generate approximately the opposite effect.

**Liquidity risk**

Liquidity risk is the risk that CEMEX will not have sufficient funds available to meet its obligations. In recent years, in addition to cash flows provided by its operating activities, in order to meet CEMEX's overall liquidity needs for operations, servicing debt and funding capital expenditures and acquisitions, CEMEX has also relied on cost-cutting and operating improvements to optimize capacity utilization and maximize profitability, as well as borrowing under credit facilities, proceeds of debt and equity offerings, and proceeds from asset sales. CEMEX is exposed to risks from changes in foreign currency exchange rates, prices and currency controls, interest rates, inflation, governmental spending, social instability and other political, economic and/or social developments in the countries in which it operates, any one of which may materially increase CEMEX net loss and reduce cash from operations. CEMEX's consolidated net cash flows provided by operating activities, after interest and taxes,

**CEMEX, S.A.B. DE C.V. AND SUBSIDIARIES**  
**Notes to the Consolidated Financial Statements**  
**As of December 31, 2014, 2013 and 2012**  
(Millions of Mexican pesos)

**Liquidity risk – continued**

as presented in its consolidated statements of cash flows, were Ps11,992 in 2014, Ps1,270 in 2013, and Ps5,949 in 2012. The maturities of CEMEX's contractual obligations are included in note 23E. As of December 31, 2014, CEMEX has approximately US\$560 (Ps8,254) available in its committed revolving credit tranche under its Credit Agreement (note 16A).

As of December 31, 2014 and 2013, the potential requirement for additional margin calls that would result from a hypothetical instantaneous decrease of 10% in the prices of Axtel shares would not be significant.

**17) OTHER CURRENT AND NON-CURRENT LIABILITIES**

As of December 31, 2014 and 2013, consolidated other current accounts payable and accrued expenses were as follows:

	<u>2014</u>	<u>2013</u>
Provisions <sup>1</sup> . . . . .	Ps 10,341	10,186
Interest payable . . . . .	3,106	3,007
Advances from customers . . . . .	2,595	2,074
Other accounts payable and accrued expenses . . . . .	2,392	2,763
Liabilities held for sale (note 15B) . . . . .	1,611	—
Dividends payable . . . . .	—	24
	<u>Ps 20,045</u>	<u>18,054</u>

**1** Current provisions primarily consist of accrued employee benefits, insurance payments, and accruals for legal assessments, among others. These amounts are revolving in nature and are expected to be settled and replaced by similar amounts within the next 12 months.

As of December 31, 2014 and 2013, consolidated other non-current liabilities were as follows:

	<u>2014</u>	<u>2013</u>
Asset retirement obligations <sup>1</sup> . . . . .	Ps 7,630	7,190
Accruals for legal assessments and other responsibilities <sup>2</sup> . . . . .	3,499	3,817
Non-current liabilities for valuation of derivative instruments . . . . .	413	508
Environmental liabilities <sup>3</sup> . . . . .	365	522
Other non-current liabilities and provisions <sup>4</sup> . . . . .	<u>19,584</u>	<u>23,054</u>
	<u>Ps 31,491</u>	<u>35,091</u>

**1** Provisions for asset retirement include future estimated costs for demolition, cleaning and reforestation of production sites at the end of their operation, which are initially recognized against the related assets and are depreciated over their estimated useful life.

**2** Provisions for legal claims and other responsibilities include items related to tax contingencies.

**3** Environmental liabilities include future estimated costs arising from legal or constructive obligations, related to cleaning, reforestation and other remedial actions to remediate damage caused to the environment. The expected average period to settle these obligations is greater than 15 years.

**CEMEX, S.A.B. DE C.V. AND SUBSIDIARIES**  
**Notes to the Consolidated Financial Statements**  
**As of December 31, 2014, 2013 and 2012**  
(Millions of Mexican pesos)

**Other current and non-current liabilities – continued**

- 4 As of December 31, 2014 and 2013, includes approximately Ps16,264 and Ps20,530, respectively, of the non-current portion of taxes payable recognized since 2009 as a result of the changes to the tax consolidation regime in Mexico approved in 2009 and 2013 as described in note 19D. Approximately Ps5,165 and Ps4,274 as of December 31, 2014 and 2013 respectively, were included within current taxes payable.

Changes in consolidated other non-current liabilities for the years ended December 31, 2014 and 2013 were as follows:

	2014							2013
	Asset retirement obligations	Environmental liabilities	Accruals for legal proceedings	Valuation of derivative instruments	Other Provisions	Total		
Balance at beginning of period . . . . .	Ps 7,190	522	3,817	508	33,240	45,277	42,723	
Additions or increase in estimates . . . . .	378	175	17	—	19,322	19,892	43,700	
Releases or decrease in estimates . . . . .	(352)	(30)	(564)	(159)	(28,864)	(29,969)	(50,433)	
Reclassification current to non-current, net . . . . .	(89)	(23)	24	—	71	(17)	240	
Accretion expense . . . . .	22	—	—	—	(897)	(875)	(850)	
Foreign currency translation . . . . .	481	(279)	205	64	7,053	7,524	9,897	
Balance at the end of period . . . . .	Ps <u>7,630</u>	<u>365</u>	<u>3,499</u>	<u>413</u>	<u>29,925</u>	<u>41,832</u>	<u>45,277</u>	
<b>Out of which:</b>								
Current provisions . . . . .	Ps <u>—</u>	<u>—</u>	<u>—</u>	<u>—</u>	<u>10,341</u>	<u>10,341</u>	<u>10,186</u>	

**18) PENSIONS AND POSTRETIREMENT EMPLOYEE BENEFITS**

**Defined contribution pension plans**

The costs of defined contribution plans for the years ended December 31, 2014, 2013 and 2012 were approximately Ps497, Ps455 and Ps528, respectively. CEMEX contributes periodically the amounts offered by the pension plan to the employee's individual accounts, not retaining any remaining liability as of the balance sheet date.

**CEMEX, S.A.B. DE C.V. AND SUBSIDIARIES**  
**Notes to the Consolidated Financial Statements**  
**As of December 31, 2014, 2013 and 2012**  
(Millions of Mexican pesos)

**Defined benefit pension plans**

Actuarial results related to pension and other post retirement benefits are recognized in the results and/or in other comprehensive income (loss) for the period in which they are generated, as correspond. For the years ended December 31, 2014, 2013 and 2012, the effects of pension plans and other postretirement benefits are summarized as follows:

	<u>Pensions</u>			<u>Other benefits</u>			<u>Total</u>		
	<u>2014</u>	<u>2013</u>	<u>2012</u>	<u>2014</u>	<u>2013</u>	<u>2012</u>	<u>2014</u>	<u>2013</u>	<u>2012</u>
Net period cost (revenue):									
<b>Recorded in operating costs and expenses</b>									
Service cost . . . . .	Ps 109	112	138	38	35	59	147	147	197
Past service cost . . . . .	4	(40)	(1,454)	—	(90)	(21)	4	(130)	(1,475)
Loss (gain) for settlements and curtailments . . . . .	—	(18)	(513)	(110)	—	(18)	(110)	(18)	(531)
	<u>113</u>	<u>54</u>	<u>(1,829)</u>	<u>(72)</u>	<u>(55)</u>	<u>20</u>	<u>41</u>	<u>(1)</u>	<u>(1,809)</u>
<b>Recorded in other financial expenses</b>									
Net interest cost . . . . .	<u>529</u>	<u>518</u>	<u>697</u>	<u>60</u>	<u>71</u>	<u>91</u>	<u>589</u>	<u>589</u>	<u>788</u>
<b>Recorded in other comprehensive income for the period</b>									
Actuarial (gains) losses for the period . .	<u>3,024</u>	<u>729</u>	<u>657</u>	<u>1</u>	<u>(338)</u>	<u>97</u>	<u>3,025</u>	<u>391</u>	<u>754</u>
	<u>Ps3,666</u>	<u>1,301</u>	<u>(475)</u>	<u>(11)</u>	<u>(322)</u>	<u>208</u>	<u>3,655</u>	<u>979</u>	<u>(267)</u>

**CEMEX, S.A.B. DE C.V. AND SUBSIDIARIES**  
**Notes to the Consolidated Financial Statements**  
**As of December 31, 2014, 2013 and 2012**  
(Millions of Mexican pesos)

**Defined benefit pension plans – continued**

The reconciliations of the actuarial benefits obligations, pension plan assets, and liabilities recognized in the balance sheet as of December 31, 2014 and 2013 are presented as follows:

	<u>Pensions</u>		<u>Other benefits</u>		<u>Total</u>	
	<u>2014</u>	<u>2013</u>	<u>2014</u>	<u>2013</u>	<u>2014</u>	<u>2013</u>
<b>Change in benefits obligation:</b>						
Projected benefit obligation at beginning of year . . . . .	Ps35,089	33,440	1,357	1,729	36,446	35,169
Service cost . . . . .	109	112	38	35	147	147
Interest cost . . . . .	1,529	1,448	62	72	1,591	1,520
Actuarial (gains) losses for the period . . . . .	3,714	830	2	(338)	3,716	492
Reduction for disposal of assets (note 15B) . . . . .	(421)	—	—	—	(421)	—
Settlements and curtailments . . . . .	—	(66)	(110)	(90)	(110)	(156)
Benefits paid . . . . .	(1,811)	(1,694)	(77)	(76)	(1,888)	(1,770)
Foreign currency translation . . . . .	2,076	1,019	49	25	2,125	1,044
Projected benefit obligation at end of year . . . . .	<u>40,285</u>	<u>35,089</u>	<u>1,321</u>	<u>1,357</u>	<u>41,606</u>	<u>36,446</u>
<b>Change in plan assets:</b>						
Fair value of plan assets at beginning of year . . . . .	22,349	21,691	24	23	22,373	21,714
Return on plan assets . . . . .	1,000	930	2	1	1,002	931
Actuarial results . . . . .	690	101	1	—	691	101
Employer contributions . . . . .	982	642	77	75	1,059	717
Reduction for disposal of assets (note 15B) . . . . .	(85)	—	—	—	(85)	—
Benefits paid . . . . .	(1,811)	(1,694)	(77)	(76)	(1,888)	(1,770)
Foreign currency translation . . . . .	1,573	679	—	1	1,573	680
Fair value of plan assets at end of year . . . . .	<u>24,698</u>	<u>22,349</u>	<u>27</u>	<u>24</u>	<u>24,725</u>	<u>22,373</u>
<b>Amounts recognized in the balance sheets:</b>						
Net projected liability recognized in the balance sheet . . .	<u>Ps15,587</u>	<u>12,740</u>	<u>1,294</u>	<u>1,333</u>	<u>16,881</u>	<u>14,073</u>

Most CEMEX's defined benefit plans have been closed to new participants for several years. Actuarial losses during 2014 were mainly generated by a reduction in the discount rates applicable to the obligations at the end of the period in the United Kingdom, Germany and the United States, and to a lesser extent by the increase in the expected life assumption in the United States.

**CEMEX, S.A.B. DE C.V. AND SUBSIDIARIES**  
**Notes to the Consolidated Financial Statements**  
**As of December 31, 2014, 2013 and 2012**  
(Millions of Mexican pesos)

**Defined benefit pension plans – continued**

As of December 31, 2014 and 2013, plan assets were measured at their estimated fair value and consisted of:

		<u>2014</u>	<u>2013</u>
Cash .....	Ps	1,682	1,761
Investments in corporate bonds .....		2,731	3,091
Investments in government bonds .....		8,788	7,170
Total fixed-income securities .....		<u>13,201</u>	<u>12,022</u>
Investment in marketable securities .....		7,137	7,178
Other investments and private funds .....		4,387	3,173
Total variable-income securities .....		<u>11,524</u>	<u>10,351</u>
Total plan assets .....	Ps	<u>24,725</u>	<u>22,373</u>

As of December 31, 2014 and 2013, based on the hierarchy of fair values established in IFRS 13 (note 16C), investments in plan assets are summarized as follows:

(Millions of pesos)		<u>2014</u>				<u>2013</u>			
		<u>Level 1</u>	<u>Level 2</u>	<u>Level 3</u>	<u>Total</u>	<u>Level 1</u>	<u>Level 2</u>	<u>Level 3</u>	<u>Total</u>
Cash .....	Ps	1,569	113	—	1,682	1,654	107	—	1,761
Investments in corporate bonds .....		2,099	632	—	2,731	2,524	567	—	3,091
Investments in government bonds .....		8,788	—	—	8,788	7,170	—	—	7,170
Total fixed-income securities .....		<u>12,456</u>	<u>745</u>	<u>—</u>	<u>13,201</u>	<u>11,348</u>	<u>674</u>	<u>—</u>	<u>12,022</u>
Investment in marketable securities .....		5,547	1,590	—	7,137	5,771	1,407	—	7,178
Other investments and private funds .....		1,773	2,586	28	4,387	947	2,218	8	3,173
Total variable-income securities .....		<u>7,320</u>	<u>4,176</u>	<u>28</u>	<u>11,524</u>	<u>6,718</u>	<u>3,625</u>	<u>8</u>	<u>10,351</u>
Total plan assets .....	Ps	<u>19,776</u>	<u>4,921</u>	<u>28</u>	<u>24,725</u>	<u>18,066</u>	<u>4,299</u>	<u>8</u>	<u>22,373</u>

As of December 31, 2014, estimated payments for pensions and other postretirement benefits over the next ten years were as follows:

	<u>2014</u>
2015 .....	2,231
2016 .....	2,186
2017 .....	2,204
2018 .....	2,293
2019 .....	2,254
2020 – 2024 .....	12,476

**CEMEX, S.A.B. DE C.V. AND SUBSIDIARIES**  
**Notes to the Consolidated Financial Statements**  
**As of December 31, 2014, 2013 and 2012**  
(Millions of Mexican pesos)

**Defined benefit pension plans – continued**

The most significant assumptions used in the determination of the net periodic cost were as follows:

	2014				2013			
	Mexico	United States	United Kingdom	Range of rates in other countries	Mexico	United States	United Kingdom	Range of rates in other countries
Discount rates . . . . .	5.5%	4.8%	4.4%	2.3% – 7.5%	7.0%	3.9%	4.6%	2.7% – 7.0%
Rate of return on plan assets . . . . .	5.5%	4.8%	4.4%	2.3% – 7.5%	7.0%	3.9%	4.6%	2.7% – 7.0%
Rate of salary increases . . . . .	4.0%	—	3.4%	2.0% – 5.0%	4.0%	—	3.1%	2.3% – 5.0%

As of December 31, 2014 and 2013, the aggregate projected benefit obligation (“PBO”) for pension plans and other postretirement benefits and the plan assets by country were as follows:

	2014			2013		
	PBO	Assets	Deficit	PBO	Assets	Deficit
Mexico . . . . .	Ps 3,760	799	2,961	3,355	693	2,662
United States . . . . .	5,501	3,569	1,932	4,654	3,272	1,382
United Kingdom . . . . .	25,635	18,953	6,682	22,078	17,030	5,048
Germany . . . . .	3,634	196	3,438	3,600	295	3,305
Other countries . . . . .	3,076	1,208	1,868	2,759	1,083	1,676
	<u>Ps 41,606</u>	<u>24,725</u>	<u>16,881</u>	<u>36,446</u>	<u>22,373</u>	<u>14,073</u>

In some countries, CEMEX has established health care benefits for retired personnel limited to a certain number of years after retirement. As of December 31, 2014 and 2013, the projected benefits obligation related to these benefits was approximately Ps842 and Ps908, respectively. The medical inflation rates used to determine the projected benefits obligation of these benefits in 2014 and 2013 for Mexico were 7.0%, for Puerto Rico 4.7%, the United States 4.4%, and for the United Kingdom were 6.6%.

**Significant events related to employees’ pension benefits and other postretirement benefits**

Effective December 31, 2014, CEMEX in the United States terminated the retiree medical and life insurance coverage for most new retirees. In addition, CEMEX changed the existing retirees program effective January 1, 2015, where participants will cease their current plans and instead receive a Health Reimbursement Account (HRA) contribution, if they become eligible. This curtailment under IAS 19 resulted in an adjustment to past service cost which generated a gain of approximately Ps110 (US\$8) recognized immediately through the 2014 benefit cost.

Effective December 31, 2013, in connection with the closure in 2010 of the Davenport Plant in California, United States, and all benefits under the Medical Plan ceased to former RMC Davenport employees and their spouses. This plan amendment under IAS 19 resulted in an adjustment to past service cost which generated a gain of approximately Ps94 recognized immediately through the 2013 benefit cost. In addition, certain reductions in workforce affected CEMEX’s pension plans in Spain and the Philippines, which led to curtailment gains of approximately Ps18 also recognized through the 2013 benefit cost.

**CEMEX, S.A.B. DE C.V. AND SUBSIDIARIES**  
**Notes to the Consolidated Financial Statements**  
**As of December 31, 2014, 2013 and 2012**  
**(Millions of Mexican pesos)**

**Significant events related to employees' pension benefits and other postretirement benefits – continued**

Applicable regulation in the United Kingdom requires entities to maintain plan assets at a level similar to that of the obligations. In November 2012, in order to better manage CEMEX's obligations under its defined benefit pension schemes and future cash funding requirements thereof, CEMEX implemented an asset backed pension funding arrangement in its operations in the United Kingdom by means of which CEMEX transferred certain operating assets to a non-transferable limited partnership, owned, controlled and consolidated by CEMEX UK with a total value of approximately US\$553 and entered into lease agreements for the use of such assets with the limited partnership, in which the pension schemes hold a limited interest. On an ongoing basis CEMEX UK will make annual rental payments of approximately US\$20, increasing at annual rate of 5%, which will generate profits in the limited partnership that are then distributed to the pension schemes. As previously mentioned, the purpose of the structure, in addition to provide the pension schemes with secured assets producing an annual return over a period of 25 years, improves the security for the trustees of the pension schemes, and reduces the level of cash funding that CEMEX UK will have to make in future periods. In 2037, on expiry of the lease arrangements, the limited partnership will be terminated and under the terms of the agreement, the remaining assets will be distributed to CEMEX UK. Any future profit distribution from the limited partnership to the pension fund will be considered as an employer contribution to plan assets in the period in which they occur.

On February 29, 2012, CEMEX UK agreed with the trustees of its employees' defined benefits pension plans to the modification of certain terms and benefits accrued until February 29, 2012. Beginning on this date, the eligible employees in the United Kingdom started to accrue pension benefits in the existing defined contribution scheme. In addition, during 2012, the adjustment for the change in the consumer price index explained below was extended to retirees under the pension plan. As of the modifications dates, the changes to the defined benefits schemes resulted in a curtailment event and also affected prior service costs, generating a net gain in the operating results for 2012 of approximately Ps1,914 (US\$146), mainly related to: 1) the effect of replacing salary increases with inflationary ones for the current retirees, and 2) the removal of certain death and termination benefits. In addition, during 2011, based on the applicable regulation, CEMEX UK communicated to the pension plans' trustees its decision to adopt for active beneficiaries the consumer price index for purposes of the restatement by inflation of the related obligations, in replacement of the retail price index, which had been used until 2010, resulting in a decrease in the projected benefit obligation related to past services of approximately Ps509, which is reflected in both the table of the net periodic cost in 2011 and the table of the reconciliation of the benefits' obligations, within the line item of actuarial results. These plans in the United Kingdom have been closed to new participants since 2004.

During 2012, in Puerto Rico, CEMEX eliminated coverage under the medical plan for any participants who had not retired by January 2, 2012. This event generated a curtailment gain of approximately Ps18 recognized as part of the net periodic cost in 2012.



**CEMEX, S.A.B. DE C.V. AND SUBSIDIARIES**  
**Notes to the Consolidated Financial Statements**  
**As of December 31, 2014, 2013 and 2012**  
(Millions of Mexican pesos)

**Sensitivity analysis of pension and other postretirement benefits**

For the year ended December 31, 2014, CEMEX performed sensitivity analyses on the most significant assumptions that affect the PBO, considering reasonable independent changes of plus or minus 50 basis points in each of these assumptions. The increase (decrease) that would have resulted in the PBO of pensions and other postretirement benefits as of December 31, 2014 are shown below:

	<u>Pensions</u>		<u>Other benefits</u>		<u>Total</u>	
	<u>+50 bps</u>	<u>-50 bps</u>	<u>+50 bps</u>	<u>-50 bps</u>	<u>+50 bps</u>	<u>-50 bps</u>
<b>Assumptions:</b>						
Discount Rate Sensitivity . . . . .	Ps (2,725)	3,059	(60)	65	(2,785)	3,124
Salary Increase Rate Sensitivity . . . . .	90	(78)	15	(14)	105	(92)
Pension Increase Rate Sensitivity . . . . .	<u>1,951</u>	<u>(1,778)</u>	<u>—</u>	<u>—</u>	<u>1,951</u>	<u>(1,778)</u>

**19) INCOME TAXES**

**19A) INCOME TAXES FOR THE PERIOD**

The amounts for income taxes (expense) income to the statements of operations in 2014, 2013 and 2012 are summarized as follows:

	<u>2014</u>	<u>2013</u>	<u>2012</u>
<b>Current income taxes</b>			
From Mexican operations . . . . .	Ps (1,838)	(12,227)	1,825
From foreign operations . . . . .	<u>(2,380)</u>	<u>(2,013)</u>	<u>4,377</u>
	<u>(4,218)</u>	<u>(14,240)</u>	<u>6,202</u>
<b>Deferred income taxes</b>			
From Mexican operations . . . . .	4,086	8,645	1,276
From foreign operations . . . . .	<u>(3,891)</u>	<u>(615)</u>	<u>(13,521)</u>
	195	8,030	(12,245)
	Ps <u>(4,023)</u>	<u>(6,210)</u>	<u>(6,043)</u>

As of December 31, 2014, consolidated tax loss and tax credits carryforwards and reserved carryforwards expire as follows:

	<u>Amount of carryforwards</u>	<u>Amount of reserved carryforwards</u>
2015 . . . . .	Ps 2,058	723
2016 . . . . .	3,243	409
2017 . . . . .	6,054	660
2018 . . . . .	9,338	416
2019 and thereafter . . . . .	<u>369,770</u>	<u>303,027</u>
	Ps <u>390,463</u>	<u>305,235</u>

**CEMEX, S.A.B. DE C.V. AND SUBSIDIARIES**  
**Notes to the Consolidated Financial Statements**  
**As of December 31, 2014, 2013 and 2012**  
(Millions of Mexican pesos)

**19B) DEFERRED INCOME TAXES**

As of December 31, 2014 and 2013, the main temporary differences that generated the consolidated deferred income tax assets and liabilities are presented below:

	<u>2014</u>	<u>2013</u>
<b>Deferred tax assets:</b>		
Tax loss carryforwards and other tax credits . . . . .	Ps 25,720	26,290
Accounts payable and accrued expenses . . . . .	8,694	7,511
Intangible assets and deferred charges, net . . . . .	8,086	8,647
Others . . . . .	<u>216</u>	<u>211</u>
Total deferred tax assets, net . . . . .	42,716	42,659
<b>Deferred tax liabilities:</b>		
Property, machinery and equipment . . . . .	(32,017)	(32,099)
Investments and other assets . . . . .	<u>(2,768)</u>	<u>(3,532)</u>
Total deferred tax liabilities, net . . . . .	<u>(34,785)</u>	<u>(35,631)</u>
<b>Net deferred tax asset</b> . . . . .	Ps <u><u>7,931</u></u>	<u><u>7,028</u></u>

The breakdown of changes in consolidated deferred income taxes during 2014, 2013 and 2012 were as follows:

	<u>2014</u>	<u>2013</u>	<u>2012</u>
Deferred income tax (charged) credited to the statements of operations <sup>1,2</sup> . . . . .	Ps 195	8,030	(12,245)
Deferred income tax (charged) credited to stockholders' equity . . . . .	229	(1,167)	(570)
Reclassification to other captions in the balance sheet <sup>3</sup> . . . . .	<u>479</u>	<u>(21)</u>	<u>6</u>
Change in deferred income tax during the period . . . . .	Ps <u><u>903</u></u>	<u><u>6,842</u></u>	<u><u>(12,809)</u></u>

- 1 In 2013, CEMEX recognized deferred income tax assets in Mexico for approximately Ps10,823, considering the projections of estimated taxable income in the Parent Company resulting from the integration of the operations in Mexico that is described in note 1.
- 2 In 2012, includes a reduction in the deferred tax assets associated with tax loss carryforwards in Spain by approximately Ps17,018, against the deferred income tax expense for the period, considering current estimates of future taxable income and due to changes in the applicable regulations.
- 3 In 2014, includes the effect of the divest assets in the western region of Germany (note 15B).

Current and/or deferred income tax relative to items of other comprehensive loss during 2014, 2013 and 2012 were as follows:

	<u>2014</u>	<u>2013</u>	<u>2012</u>
Tax effects relative to foreign exchange fluctuations from debt (note 20B) <sup>1</sup> . . . . .	Ps (75)	—	(2,082)
Tax effects relative to foreign exchange fluctuations from intercompany balances (note 20B) . . . . .	247	(1,338)	(724)
Tax effects relative to actuarial (gains) and losses (note 20B) . . . . .	486	(122)	263
Other effects <sup>2</sup> . . . . .	<u>(257)</u>	<u>253</u>	<u>(833)</u>
	Ps <u><u>401</u></u>	<u><u>(1,207)</u></u>	<u><u>(3,376)</u></u>

**CEMEX, S.A.B. DE C.V. AND SUBSIDIARIES**  
**Notes to the Consolidated Financial Statements**  
**As of December 31, 2014, 2013 and 2012**  
(Millions of Mexican pesos)

**Deferred income taxes – continued**

- 1 Effective January 1, 2013, in connection with the change of the Parent Company’s functional currency described in note 2D there were no effects of foreign exchange fluctuations from the Parent Company’s US dollar-denominated debt within other comprehensive loss.
- 2 In 2013, includes a deferred income tax expense of Ps1,298 recognized directly into stockholders’ equity in connection with the changes in the conversion options embedded into the mandatorily convertible securities and into the convertible notes as explained in note 16B.

For the recognition of deferred tax assets, CEMEX analyzes the aggregate amount of self-determined tax loss carryforwards included in its income tax returns in each country where CEMEX believes, based on available evidence, that the tax authorities would not reject such tax loss carryforwards; and the likelihood of the recoverability of such tax loss carryforwards prior to their expiration through an analysis of estimated future taxable income. If CEMEX believes that it is probable that the tax authorities would reject a self-determined deferred tax asset, it would decrease such asset. Likewise, if CEMEX believes that it would not be able to use a tax loss carryforward before its expiration or any other tax asset, CEMEX would not recognize such asset. Both situations would result in additional income tax expense for the period in which such determination is made. In order to determine whether it is probable that deferred tax assets will ultimately be realized, CEMEX takes into consideration all available positive and negative evidence, including factors such as market conditions, industry analysis, expansion plans, projected taxable income, carryforward periods, current tax structure, potential changes or adjustments in tax structure, tax planning strategies, future reversals of existing temporary differences, etc. In addition, every reporting period, CEMEX analyzes its actual results versus its estimates, and adjusts, as necessary, its tax asset valuations. If actual results vary from CEMEX’s estimates, the deferred tax asset may be affected and necessary adjustments will be made based on relevant information. Any adjustments recorded will affect CEMEX’s statements of operations in such period.

As of December 31, 2014, CEMEX’s deferred tax loss carryforwards that have been recognized expire as follows:

		<u>Amount of unreserved carryforwards</u>
2015 .....	Ps	1,335
2016 .....		2,834
2017 .....		5,394
2018 .....		8,922
2019 and thereafter .....		<u>66,743</u>
	Ps	<u>85,228</u>

As of December 31, 2014, in connection with CEMEX’s deferred tax loss carryforwards presented in the table above, in order to realize the benefits associated with such deferred tax assets that have not been reserved, before their expiration, CEMEX would need to generate approximately Ps85,228 in consolidated pre-tax income in future periods. For the years ended December 31, 2014, 2013 and 2012, CEMEX has reported pre-tax losses on a worldwide consolidated basis. Nonetheless, based on the same forecasts of future cash flows and operating results used by CEMEX’s management to allocate resources and evaluate performance in the countries in which CEMEX operates, which include expected growth in revenues and reductions in interest expense in several countries due to a reduction in intra-group debt balances, along with the implementation of feasible tax strategies, CEMEX believes that it will recover the balance of its tax loss carryforwards that have not been reserved before their expiration. In addition, CEMEX concluded that, the deferred tax liabilities that were considered in the

**CEMEX, S.A.B. DE C.V. AND SUBSIDIARIES**  
**Notes to the Consolidated Financial Statements**  
**As of December 31, 2014, 2013 and 2012**  
(Millions of Mexican pesos)

**Deferred income taxes – continued**

analysis of recoverability of its deferred tax assets will reverse in the same period and tax jurisdiction of the related recognized deferred tax assets. Moreover, a certain amount of CEMEX's deferred tax assets refer to operating segments and tax jurisdictions in which CEMEX is currently generating taxable income or in which, according to CEMEX's management cash flow projections, will generate taxable income in the relevant periods before the expiration of the deferred tax assets.

CEMEX, S.A.B de C.V., has not provided for any deferred tax liability for the undistributed earnings generated by its subsidiaries recognized under the equity method, considering that such undistributed earnings are expected to be reinvested, and to not generate income tax in the foreseeable future. Likewise, CEMEX does not recognize a deferred income tax liability related to its investments in subsidiaries and interests in joint ventures, considering that CEMEX controls the reversal of the temporary differences arising from these investments.

**19C) EFFECTIVE TAX RATE**

Differences between the financial reporting and the corresponding tax basis of assets and liabilities and the different income tax rates and laws applicable to CEMEX, among other factors, give rise to permanent differences between the statutory tax rate applicable in Mexico, and the effective tax rate presented in the consolidated statements of operations, which in 2014, 2013 and 2012 were as follows:

	<u>2014</u>	<u>2013</u>	<u>2012</u>
	%	%	%
Consolidated statutory tax rate . . . . .	(30.0)	(30.0)	(30.0)
Non-taxable dividend income . . . . .	(4.4)	(5.6)	(0.7)
Expenses and other non-deductible items <sup>1</sup> . . . . .	81.7	352.7	7.7
Unrecognized tax benefits in the year . . . . .	6.1	(37.8)	(49.5)
Non-taxable sale of marketable securities and fixed assets . . . . .	(52.6)	(48.1)	(14.2)
Difference between book and tax inflation . . . . .	48.4	39.9	34.0
Other tax non-accounting benefits <sup>2</sup> . . . . .	192.0	(87.0)	166.4
Others . . . . .	<u>1.5</u>	<u>(1.5)</u>	<u>0.4</u>
Effective consolidated tax rate . . . . .	<u>242.7</u>	<u>182.6</u>	<u>114.1</u>

- 1 In 2013, this line item includes the effects associated with the termination of the tax consolidation regime in Mexico.
- 2 Includes: a) the effects of the different income tax rates in the countries where CEMEX operates and other permanent differences; b) changes during the period related to deferred tax assets originated by tax loss carryforwards (note 19B); and c) changes in the balance of provisions for tax uncertainties during the period, as described in note 19D.

**19D) UNCERTAIN TAX POSITIONS AND SIGNIFICANT TAX PROCEEDINGS**

As of December 31, 2014 and 2013, as part of short-term and long-term provisions and other liabilities (note 17), CEMEX has recognized provisions related to unrecognized tax benefits in connection with uncertain tax positions taken, in which it is deemed probable that the tax authority would differ from the position adopted by CEMEX. As of December 31, 2014, the tax returns submitted by some subsidiaries of CEMEX located in several countries are under review by the respective tax authorities in the ordinary course of business. CEMEX cannot anticipate if such reviews will result in new tax assessments, which would, should any arise, be appropriately disclosed and/or recognized in the financial statements.

**CEMEX, S.A.B. DE C.V. AND SUBSIDIARIES**  
**Notes to the Consolidated Financial Statements**  
**As of December 31, 2014, 2013 and 2012**  
(Millions of Mexican pesos)

**Uncertain tax positions and significant tax proceedings – continued**

A summary of the beginning and ending amount of unrecognized tax benefits for the years ended December 31, 2014, 2013 and 2012, excluding interest and penalties, is as follows:

	<u>2014</u>	<u>2013</u>	<u>2012</u>
Balance of tax positions at beginning of year . . . . .	Ps 1,283	1,235	21,936
Additions for tax positions of prior years . . . . .	216	207	325
Additions for tax positions of current year . . . . .	278	68	110
Reductions for tax positions related to prior years and other items . . . . .	(71)	(42)	(14,601)
Settlements and reclassifications . . . . .	(317)	(81)	(4,053)
Expiration of the statute of limitations . . . . .	(73)	(103)	(1,599)
Foreign currency translation effects . . . . .	<u>80</u>	<u>(1)</u>	<u>(883)</u>
Balance of tax positions at end of year . . . . .	<u>Ps 1,396</u>	<u>1,283</u>	<u>1,235</u>

Tax examinations can involve complex issues, and the resolution of issues may span multiple years, particularly if subject to negotiation or litigation. Although CEMEX believes its estimates of the total unrecognized tax benefits are reasonable, uncertainties regarding the final determination of income tax audit settlements and any related litigation could affect the amount of total unrecognized tax benefits in future periods. It is difficult to estimate the timing and range of possible changes related to the uncertain tax positions, as finalizing audits with the income tax authorities may involve formal administrative and legal proceedings. Accordingly, it is not possible to reasonably estimate the expected changes to the total unrecognized tax benefits over the next 12 months, although any settlements or statute of limitations expirations may result in a significant increase or decrease in the total unrecognized tax benefits, including those positions related to tax examinations being currently conducted.

As of December 31, 2014, certain significant proceedings associated with these tax positions are as follows:

- As of December 31, 2014, the U.S. Internal Revenue Service (“IRS”) has concluded its audits for the years 2010, 2011 and 2012. The final findings did not materially alter the provisions CEMEX had set aside for these matters and, as such, the amounts were not material for its financial results. On April 25, 2014, the IRS commenced its audit of the 2013 and 2014 tax years under the Compliance Assurance Process. CEMEX has not identified any material audit results that could have a significant adverse effect in its financial statements.
- On July 7, 2011, the tax authorities in Spain notified CEMEX España, S.A. of a tax audit process in Spain covering the tax years from and including 2006 to 2009. The tax authorities in Spain have challenged part of the tax losses reported by CEMEX España for such years. The tax authorities in Spain notified CEMEX España of fines in the aggregate amount of approximately €456 (US\$552 or Ps8,134). The laws of Spain provide a number of appeals that could be filed against such penalty without making any payment until they are finally resolved. On April 22, 2014, CEMEX España filed appeals against such fines. At this stage, CEMEX is not able to assess the likelihood of an adverse result regarding this matter, and the appeals that CEMEX España has file could take an extended amount of time to be resolved, but if all appeals filed by CEMEX España are adversely resolved, it could have a material adverse impact on CEMEX’s results of operations, liquidity or financial condition.
- On December 17, 2012, the Mexican tax authorities published the decree of the Federation Revenues Law for the 2013 tax year. The decree contained a transitory ruling (the “Amnesty Provision”) that granted the

**CEMEX, S.A.B. DE C.V. AND SUBSIDIARIES**  
**Notes to the Consolidated Financial Statements**  
**As of December 31, 2014, 2013 and 2012**  
**(Millions of Mexican pesos)**

**Uncertain tax positions and significant tax proceedings – continued**

cancellation of up to 80% of certain tax proceedings originated before the 2007 tax period, and 100% of interest and penalties, as well as 100% of interest and penalties of tax proceedings originated in the 2007 tax period and thereafter. CEMEX was a beneficiary of such transitory amnesty provision in connection with several of the Mexican tax proceedings mentioned in the following paragraphs. As a result, CEMEX reduced the provision accrued in prior years related to these tax proceedings and the effect is included as part of the changes of unrecognized tax benefits during the year 2012 presented in the table above.

- Pursuant to amendments to the Mexican income tax law effective January 1, 2005, Mexican companies with investments in foreign entities whose income tax liability is less than 75% of the income tax that would be payable in Mexico, are required to pay taxes in Mexico on net passive income, such as dividends, royalties, interest, capital gains and rental fees obtained by such entities, provided, however, that those revenues are not derived from entrepreneurial activities in such countries. CEMEX challenged the constitutionality of the amendments before the Mexican federal courts. In September 2008, the Supreme Court of Justice ruled the amendments were constitutional for tax years 2005 to 2007. In March and July, 2012, CEMEX self-assessed the taxes corresponding to the 2005 and 2006 tax years, respectively, for a total amount, inclusive of surcharges and carry-forward charges, of Ps4,642 (US\$358) for 2005 and Ps1,100 (US\$86) for 2006, of which 20%, or approximately Ps928 (US\$72) for 2005 and Ps221 (US\$17) for 2006, was paid in connection with the submission of amended tax returns. The remaining 80% of such total amounts would have been due in February 2013 and July 2013 for the 2005 and 2006 tax years, respectively, plus additional interest if CEMEX would have elected to extend the payment date in thirty-six monthly installments. On January 31, 2013 in connection with the Amnesty Provision, CEMEX reached a settlement agreement with the tax authorities for the remaining 80% consisting in a single final payment on February 1, 2013 according to the rules set forth by the transitory provision described above. Changes in the provision were recognized within income tax expense in 2012.

**CEMEX, S.A.B. DE C.V. AND SUBSIDIARIES**  
**Notes to the Consolidated Financial Statements**  
**As of December 31, 2014, 2013 and 2012**  
(Millions of Mexican pesos)

**Uncertain tax positions and significant tax proceedings – continued**

- In November 2009, amendments to the income tax law effective on January 1, 2010 were approved in Mexico. Such amendments modified the tax consolidation regime by requiring entities to determine income taxes as if the tax consolidation rules did not exist from 1999 onward, specifically turning into taxable items: a) the difference between the sum of the equity of the controlled entities for tax purposes and the equity of the consolidated entity for tax purposes; b) dividends from the controlled entities for tax purposes to CEMEX, S.A.B. de C.V.; and c) other transactions that represented the transfer of resources between the companies included in the tax consolidation. In December 2010, pursuant to miscellaneous rules, the tax authority in Mexico had granted the option to defer the calculation and payment of the income tax over the difference in equity explained above, until the subsidiary was disposed of or CEMEX would eliminate the tax consolidation. Nonetheless, in December 2013 new amendments to the income tax law in Mexico were approved effective beginning January 1, 2014, which eliminated the tax consolidation regime in effect until December 31, 2013, and implemented prospectively a new voluntary integration regime that CEMEX will not apply. As a result, beginning in 2014, each Mexican entity will determine its income taxes based solely in its individual results. A period of up to 10 years has been established for the settlement of the liability for income taxes related to the tax consolidation regime accrued until December 31, 2013, amount which considering the rules issued for the disconnection of the tax consolidation regime amounted to approximately Ps24,804 as of December 31, 2013, as described in the table below. Changes in the Parent Company's tax payable associated with the aforementioned elimination of the tax consolidation regime in Mexico during 2014, 2013 and 2012 were as follows:

	<u>2014</u>	<u>2013</u>	<u>2012</u>
Balance at beginning of period . . . . .	Ps24,804	14,546	12,410
Income tax received from subsidiaries . . . . .	—	1,805	2,089
Restatement for the period . . . . .	955	1,234	745
Payments during the period . . . . .	(4,330)	(2,035)	(698)
Effects associated with the termination of the tax consolidation regime . . . . .	—	9,254	—
Balance at end of period . . . . .	<u>Ps21,429</u>	<u>24,804</u>	<u>14,546</u>

- On January 2011, the Mexican tax authority notified CEMEX, S.A.B. de C.V., of a tax assessment for approximately Ps996 (US\$77) pertaining to changes to the income tax law approved in 2005 that permits the deductibility of the cost of goods sold deducted in the determination of income taxes, instead of using the amount of purchases. Since there were inventories as of December 31, 2004, in a transition provision, the law allowed the inventory to be accumulated as income (thus reversing the deduction via purchases) and then be deducted from 2005 onwards as cost of goods sold. In order to compute the income resulting from the inventories in 2004, the law allowed this income to be offset against accumulated tax losses of some of CEMEX's subsidiaries. The authorities argued that because of this offsetting, the right to use such losses at the consolidated level had been lost; therefore, CEMEX had to increase its consolidated income or decrease its consolidated losses. During May 2013, CEMEX settled this tax assessment as part of the Amnesty Provision described above.
- On November 16, 2011, the Mexican tax authorities notified Centro Distribuidor de Cemento, S.A. de C.V. and Mexcement Holdings, S.A. de C.V., subsidiaries of CEMEX in Mexico, of tax assessments related to direct and indirect investments in entities considered to be preferential tax regimes, in the amount of approximately Ps1,251 (US\$101) and approximately Ps759 (US\$59), respectively. In February 2014, CEMEX filed a claim against these assessments before the corresponding courts. At this stage, CEMEX is not able to assess the likelihood of an adverse result in these proceedings. During May 2013, CEMEX settled these tax assessments based on the Amnesty Provision previously described.

**CEMEX, S.A.B. DE C.V. AND SUBSIDIARIES**  
**Notes to the Consolidated Financial Statements**  
**As of December 31, 2014, 2013 and 2012**  
**(Millions of Mexican pesos)**

**Uncertain tax positions and significant tax proceedings – continued**

- On April 1, 2011, the Colombian Tax Authority notified CEMEX Colombia, S.A. (“CEMEX Colombia”) of a special proceeding in which the Colombian Tax Authority rejected certain deductions taken by CEMEX Colombia in its 2009 year-end tax return. The Colombian Tax Authority assessed an increase in taxes to be paid by CEMEX Colombia in an amount equivalent as of December 31, 2014 to approximately US\$38 (Ps560) and imposed a penalty in an amount equivalent to approximately US\$60 (Ps884). The Colombian Tax Authority argues that certain expenses are not deductible for fiscal purposes because they are not linked to direct revenues recorded in the same fiscal year, without considering that future revenue will be taxed under the income tax law in Colombia. CEMEX Colombia responded to the special proceeding notice June 25, 2011. On December 15, 2011, the Colombian Tax Authority issued its final determination, which confirmed the information in the special proceeding. CEMEX Colombia appealed the final determination on February 15, 2012. On January 17, 2013, CEMEX Colombia was notified of a resolution confirming the official liquidation. On May 10, 2013 CEMEX Colombia appealed the final determination before the Administrative Tribunal of Cundinamarca, which was admitted on June 21, 2013. On July 14, 2014, CEMEX Colombia was notified about an adverse resolution to its appeal, which confirms the official liquidation notified by the Colombian Tax Authority. On July 22, 2014, CEMEX Colombia filed an appeal against this resolution before the Colombian State Council (*Consejo de Estado*). At this stage of the proceeding, as of December 31, 2014, CEMEX is not able to assess the likelihood of an adverse result in the proceedings, but if adversely resolved, this proceeding could have a material adverse impact on CEMEX’s results of operations, liquidity or financial position.
- On November 10, 2010, the Colombian Tax Authority notified CEMEX Colombia of a proceeding in which the Colombian Tax Authority rejected certain tax losses taken by CEMEX Colombia in its 2007 and 2008 year-end tax return. In addition, the Colombian Tax Authority assessed an increase in taxes to be paid by CEMEX Colombia in an amount equivalent as of December 31, 2014 to approximately US\$18 (Ps265) and imposed a penalty in an amount equivalent to approximately US\$29 (Ps427). The Colombian Tax Authority argues that CEMEX Colombia is limited in its use of prior year tax losses to 25% of such losses per subsequent year. CEMEX believes that the tax provision that limits the use of prior year tax losses does not apply in the case of CEMEX Colombia because the applicable tax law was repealed in 2006. Furthermore, CEMEX believes that the Colombian Tax Authority is no longer able to review the 2008 tax return because the time to review such return has already expired pursuant to Colombian law. The Colombian Tax Authority issued an official settlement on July 27, 2011, which confirmed its position in the special request. The official settlement was appealed by CEMEX on September 27, 2011. On July 31, 2012, the Colombian Tax Authority notified CEMEX Colombia of the resolution confirming the official liquidation. In November 2012, CEMEX Colombia appealed the official assessment. During 2013, CEMEX Colombia reached a settlement agreement with the Colombian Tax Authority by means of the payment of the income tax due, while penalties were canceled. On August 26, 2013 and September 16, 2013, the settlement confirmations were signed in connection with the years 2007 and 2008, respectively, representing the official conclusion of this proceeding.
- On February 9, 2014, the Egyptian Ministry of Finance’s Appeals Committee (the “Appeals Committee”) notified a resolution to Assiut Cement Company (“ACC”), CEMEX’s subsidiary in Egypt, requiring the payment of a development levy on clay applied to the Egyptian cement industry in amounts equivalent as of December 31, 2014, of: (i) approximately US\$45 (Ps663) for the period from May 5, 2008 to August 31, 2011; and (ii) approximately 7 thousand dollars (103 thousand pesos) for the period from September 1, 2011 to November 30, 2011. On March 10, 2014, ACC filed a claim before the North Cairo Court requesting the nullification of decision and requesting that the Egyptian tax authority is not entitled to require payment of



**CEMEX, S.A.B. DE C.V. AND SUBSIDIARIES**  
**Notes to the Consolidated Financial Statements**  
**As of December 31, 2014, 2013 and 2012**  
(Millions of Mexican pesos)

**Uncertain tax positions and significant tax proceedings – continued**

the aforementioned amounts. This matter is being reviewed by the North Cairo Court expert’s office. At this stage, as of December 31, 2014, CEMEX is not able to assess the likelihood of an adverse result regarding this matter, but if adversely resolved, this proceeding could have a material adverse impact on CEMEX’s results of operations, liquidity or financial position.

**20) STOCKHOLDERS’ EQUITY**

As of December 31, 2014 and 2013, stockholders’ equity excludes investments in CPOs of CEMEX, S.A.B. de C.V. held by subsidiaries of approximately Ps264 (18,261,131 CPOs) and Ps269 (17,558,782 CPOs), respectively, which were eliminated within “Other equity reserves.”

**20A) COMMON STOCK AND ADDITIONAL PAID-IN CAPITAL**

As of December 31, 2014 and 2013, the breakdown of common stock and additional paid-in capital was as follows:

		<u>2014</u>	<u>2013</u>
Common stock . . . . .	Ps	4,151	4,143
Additional paid-in capital . . . . .		101,216	84,800
	Ps	<u>105,367</u>	<u>88,943</u>

During December 2013, the Company’s management approved restitution to the consolidated line item of “Retained earnings” for Ps35,667, by means of transfer with charge to the line item of “Additional paid-in capital”. This transfer represents a reclassification between line items within CEMEX’s consolidated stockholders’ equity that does not affect its consolidated amount.

As of December 31, 2014 and 2013 the common stock of CEMEX, S.A.B. de C.V. was presented as follows:

<u>Shares</u> <sup>1</sup>	<u>2014</u>		<u>2013</u>	
	<u>Series A</u> <sup>2</sup>	<u>Series B</u> <sup>2</sup>	<u>Series A</u> <sup>2</sup>	<u>Series B</u> <sup>2</sup>
Subscribed and paid shares . . . . .	24,913,159,536	12,456,579,768	22,847,063,194	11,423,531,597
Unissued shares authorized for stock compensation programs . . . . .	933,604,310	466,802,155	1,055,956,580	527,978,290
Shares that guarantee the issuance of convertible securities <sup>3</sup> . . . . .	5,658,760,600	2,829,380,300	6,408,438,520	3,204,219,260
Shares authorized for the issuance of stock or convertible securities <sup>4</sup> . . . . .	—	—	4,146,404	2,073,202
	<u>31,505,524,446</u>	<u>15,752,762,223</u>	<u>30,315,604,698</u>	<u>15,157,802,349</u>

- 1 As of December 31, 2014 and 2013, 13,068,000,000 shares correspond to the fixed portion, and 34,190,286,669 shares in 2014, 32,405,407,047 shares in 2013, correspond to the variable portion.
- 2 Series “A” or Mexican shares must represent at least 64% of CEMEX’s capital stock; meanwhile, Series “B” or free subscription shares must represent at most 36% of CEMEX’s capital stock.
- 3 Shares that guarantee the conversion of both the outstanding voluntary and mandatorily convertible securities (note 16B).

**CEMEX, S.A.B. DE C.V. AND SUBSIDIARIES**  
**Notes to the Consolidated Financial Statements**  
**As of December 31, 2014, 2013 and 2012**  
**(Millions of Mexican pesos)**

**Common stock and additional paid-in capital – continued**

- 4** Shares authorized for the issuance of stock through a public offer or through the issuance of convertible securities.

On March 20, 2014, stockholders at the annual ordinary shareholders' meeting approved resolutions to: (i) increase the variable common stock through the capitalization of retained earnings by issuing up to 1,404.0 million shares (468.0 million CPOs), which shares were issued, representing an increase in common stock of approximately Ps4, considering a nominal value of Ps0.00833 per CPO, and additional paid-in capital of approximately Ps7,614; (ii) increase the variable common stock by issuing up to 387 million shares (129 million CPOs), which will be kept in CEMEX's treasury to be used to preserve the anti-dilutive rights of note holders pursuant CEMEX's convertible securities (note 16B).

On March 21, 2013, stockholders at the annual ordinary shareholders' meeting approved resolutions to: (i) increase the variable common stock through the capitalization of retained earnings by issuing up to 1,312.3 million shares (437.4 million CPOs), which shares were issued, representing an increase in common stock of approximately Ps4, considering a nominal value of Ps0.00833 per CPO, and additional paid-in capital of approximately Ps5,987; (ii) increase the variable common stock by issuing up to 369 million shares (123 million CPOs), which will be kept in CEMEX's treasury to be used to preserve the anti-dilutive rights of note holders pursuant CEMEX's convertible securities (note 16B). Also, on March 21, 2013, stockholders at the extraordinary shareholders' meeting approved resolutions pursuant to which all or any part of the shares currently kept in CEMEX's treasury as a guarantee for the potential issuance of shares through CEMEX's convertible securities may be re-allocated to ensure the conversion rights of any new convertible securities if any new convertible securities are issued.

On February 23, 2012, stockholders at the annual ordinary shareholders' meeting approved resolutions to: (i) increase the variable common stock through the capitalization of retained earnings by issuing up to 1,256.4 million shares (418.8 million CPOs), which shares were issued, representing an increase in common stock of approximately Ps3.4, considering a nominal value of Ps0.00833 per CPO, and additional paid-in capital of approximately Ps4,133.8; (ii) increase the variable common stock by issuing up to 345 million shares (115 million CPOs), which will be kept in CEMEX's treasury to be used to preserve the anti-dilutive rights of note holders pursuant CEMEX's convertible securities (note 16B); (iii) the cancellation of 5,122 million treasury shares, which were not subject to public offer or convertible notes issuance in the 24 months period authorized by the extraordinary shareholders meeting held on September 4, 2009; and (iv) increase the variable common stock by issuing up to 1,500 million shares (500 million CPOs) which will be kept in CEMEX's treasury and used to be subscribed and paid pursuant to the terms and conditions of CEMEX's long-term compensation stock program (note 21), without triggering the shareholders' preemptive rights.

In connection with the long-term executive stock-based compensation program (note 21) in 2014, 2013 and 2012, CEMEX issued approximately 61.1 million, 49.6 million and 46.4 million CPOs, respectively, generating an additional paid-in capital of approximately Ps765 in 2014, Ps551 in 2013 and Ps486 in 2012 associated with the fair value of the compensation received by executives.

**CEMEX, S.A.B. DE C.V. AND SUBSIDIARIES**  
**Notes to the Consolidated Financial Statements**  
**As of December 31, 2014, 2013 and 2012**  
(Millions of Mexican pesos)

**20B) OTHER EQUITY RESERVES**

As of December 31, 2014 and 2013 other equity reserves are summarized as follows:

	<u>2014</u>	<u>2013</u>
Cumulative translation effect, net of effects from perpetual debentures and deferred income taxes recognized directly in equity (notes 19B and 20D) . . . . .	Ps 11,474	12,152
Cumulative actuarial losses . . . . .	(6,167)	(3,142)
Effects associated with CEMEX's convertible securities <sup>1</sup> . . . . .	5,695	6,296
Treasury shares held by subsidiaries . . . . .	<u>(264)</u>	<u>(269)</u>
	<u>Ps 10,738</u>	<u>15,037</u>

- 1** Represents the equity component upon the issuance of CEMEX's convertible securities described in note 16B, as well as the effects associated with such securities in connection with the change in the Parent Company's functional currency (note 2D). Upon conversion of these securities, the balances have been correspondingly reclassified to common stock and/or additional paid-in capital (note 16A).

For the years ended December 31, 2014, 2013 and 2012, the translation effects of foreign subsidiaries included in the statements of comprehensive loss were as follows:

		<u>2014</u>	<u>2013</u>	<u>2012</u>
Foreign currency translation adjustment <sup>1</sup> . . . . .	Ps	15,157	(4,187)	(16,019)
Foreign exchange fluctuations from debt <sup>2</sup> . . . . .		479	—	6,939
Foreign exchange fluctuations from intercompany balances <sup>3</sup> . . . . .		<u>(15,135)</u>	<u>5,139</u>	<u>1,756</u>
	Ps	<u>501</u>	<u>952</u>	<u>(7,324)</u>

- 1** These effects refer to the result from the translation of the financial statements of foreign subsidiaries.
- 2** Generated by foreign exchange fluctuations over a notional amount of debt in CEMEX, S.A.B. de C.V., associated with the acquisition of foreign subsidiaries and designated as a hedge of the net investment in foreign subsidiaries.
- 3** Refers to foreign exchange fluctuations arising from balances with related parties in foreign currencies that are of a long-term investment nature considering that their liquidation is not anticipated in the foreseeable future and foreign exchange fluctuations over a notional amount of debt of a subsidiary of CEMEX España identified and designated as a hedge of the net investment in foreign subsidiaries.

**20C) RETAINED EARNINGS**

Net income for the year is subject to a 5% allocation toward a legal reserve until such reserve equals one fifth of the common stock. As of December 31, 2014, the legal reserve amounted to Ps1,804. As mentioned in note 20A, in December 2013, CEMEX incurred a restitution of retained earnings from additional paid-in capital for Ps35,667.

**CEMEX, S.A.B. DE C.V. AND SUBSIDIARIES**  
**Notes to the Consolidated Financial Statements**  
**As of December 31, 2014, 2013 and 2012**  
**(Millions of Mexican pesos)**

**20D) NON-CONTROLLING INTEREST AND PERPETUAL DEBENTURES**

**Non-controlling interest**

Non-controlling interest represents the share of non-controlling stockholders in the results and equity of consolidated subsidiaries. As of December 31, 2014 and 2013, non-controlling interest in equity amounted to approximately Ps10,199 and Ps8,716, respectively.

On November 15, 2012, pursuant to a public offering in Colombia and an international private placement, CEMEX Latam, a wholly-owned subsidiary of CEMEX España, S.A., concluded its initial offering of 170,388,000 common shares, which include 22,224,000 treasury shares, repurchased by means of a put option granted to the initial purchasers during the 30-day period following closing of the offering. CEMEX Latam's assets include substantially all of CEMEX's assets in Colombia, Panama, Costa Rica, Brazil, Guatemala and El Salvador. After the offering, CEMEX España, S.A., maintained 73.35% of CEMEX Latam's outstanding common shares, excluding shares held in treasury. CEMEX Latam's common shares are listed on the Colombian Stock Exchange (*Bolsa de Valores de Colombia S.A.*) under the ticker CLH. The net proceeds from the offering of approximately US\$960, after deducting commissions and offering expenses and after giving effect to the exercise of the put option by the initial purchasers, were used by CEMEX to repay indebtedness under the Facilities Agreement and the Financing Agreement.

**Perpetual debentures**

As of December 31, 2014 and 2013, the balances of the non-controlling interest included approximately US\$466 (Ps6,869) and US\$477 (Ps6,223), respectively, representing the notional amount of perpetual debentures, which exclude any perpetual debentures held by subsidiaries, acquired in 2012 through a series of voluntary exchange transactions agreed with the holders of each series of their then outstanding perpetual debentures for new secured notes or other financial instruments (notes 2A and 16A).

Interest expense on the perpetual debentures, was included within "Other equity reserves" and amounted to approximately Ps420 in 2014, Ps405 in 2013 and Ps453 in 2012, excluding in all the periods the amount of interest accrued by perpetual debentures held by subsidiaries.

CEMEX's perpetual debentures have no fixed maturity date and there are no contractual obligations for CEMEX to exchange any series of its outstanding perpetual debentures for financial assets or financial liabilities. As a result, these debentures, issued entirely by Special Purpose Vehicles ("SPVs"), qualify as equity instruments and are classified within non-controlling interest, as they were issued by consolidated entities. In addition, subject to certain conditions, CEMEX has the unilateral right to defer indefinitely the payment of interest due on the debentures. The classification of the debentures as equity instruments was made under applicable IFRS. The different SPVs were established solely for purposes of issuing the perpetual debentures and were included in CEMEX's consolidated financial statements.

**CEMEX, S.A.B. DE C.V. AND SUBSIDIARIES**  
**Notes to the Consolidated Financial Statements**  
**As of December 31, 2014, 2013 and 2012**  
**(Millions of Mexican pesos)**

**Perpetual debentures – continued**

As of December 31, 2014 and 2013, the detail of CEMEX’s perpetual debentures, excluding the perpetual debentures held by subsidiaries, was as follows:

<u>Issuer</u>	<u>Issuance date</u>	<u>2014</u>	<u>2013</u>	<u>Repurchase option</u>	<u>Interest rate</u>
		<u>Nominal amount</u>	<u>Nominal amount</u>		
C10-EUR Capital (SPV) Ltd . . . . .	May 2007	€64	€64	Tenth anniversary	6.277%
C8 Capital (SPV) Ltd . . . . .	February 2007	US\$137	US\$137	Eighth anniversary	LIBOR + 4.4%
C5 Capital (SPV) Ltd <sup>1</sup> . . . . .	December 2006	US\$ 69	US\$ 69	Fifth anniversary	LIBOR+4.277%
C10 Capital (SPV) Ltd . . . . .	December 2006	US\$183	US\$183	Tenth anniversary	6.722%

**1** CEMEX is not permitted to call these debentures under the Facilities Agreement.

**21) EXECUTIVE STOCK-BASED COMPENSATION**

CEMEX has long-term restricted stock-based compensation programs providing for the grant of CEMEX’s CPOs to a group of executives, pursuant to which, new CPOs are issued under each annual program over a service period of 4 years. By agreement with the executives, the CPOs of the annual grant (25% of each annual program) are placed at the beginning of the service period in a trust established for the benefit of the executives to comply with a one year restriction on sale. Under these programs, CEMEX granted approximately 61.1 million CPOs in 2014, 49.6 million CPOs in 2013 and 46.4 million CPOs in 2012 that were subscribed and pending for payment in CEMEX’s treasury. Of the total CPOs granted in 2013, approximately 10.3 million CPOs were related to termination benefits associated with restructuring events (note 6). As of December 31, 2014, there are approximately 58 million CPOs associated with these annual programs that are expected to be issued in the following years as the executives render services.

Beginning January 1, 2013, eligible executives belonging to CEMEX Latam’s operations (note 20D), ceased to receive CEMEX’s CPOs and instead started receiving shares of CEMEX Latam. The only different condition as compared to CEMEX’s plan is that executives receive each 25% of the shares related to the annual program fully unrestricted at the end of the service period. CEMEX Latam granted 135,250 shares in 2014 and 56,925 shares in 2013. As of December 31, 2014, there are approximately 207,193 shares of CEMEX Latam associated with these annual programs that are expected to be issued in the following years as the executives render services.

In addition, in 2012, CEMEX initiated a stock-based compensation program for a group of executives which was linked to both, internal performance conditions (increase in Operating EBITDA) and market conditions (increase in the price of CEMEX’s CPO), over a period of three years ending on December 31, 2014. Under this program, CEMEX granted awards over approximately 39.9 million CPOs, which became fully vested upon achievement of the annual internal and/or external performance conditions in each of the three years. Any CPOs vested would be only delivered, fully unrestricted, to active executives in March 2015.

The combined compensation expense related to the programs described above in 2014, 2013 and 2012, recognized in the operating results, amounted to approximately Ps730, Ps687 and Ps622, respectively. The weighted average price per CPO granted during the period was approximately 12.53 pesos in 2014, 11.11 pesos in 2013 and 10.48 pesos in 2012. Moreover, the weighted average price per CEMEX Latam share granted during the period was approximately 15,073 Colombian pesos in 2014 and 12,700 Colombian pesos in 2013.

**CEMEX, S.A.B. DE C.V. AND SUBSIDIARIES**  
**Notes to the Consolidated Financial Statements**  
**As of December 31, 2014, 2013 and 2012**  
(Millions of Mexican pesos)

**Executive stock-based compensation – continued**

Options outstanding under CEMEX's programs represent liability instruments (note 2S). The information related to options granted in respect of CEMEX, S.A.B. de C.V., shares is as follows:

Options	<u>Variable Program (A)</u>	<u>Special Program (B)</u>
Options at the beginning of 2013 .....	263,776	507,447
<b>Changes in 2013:</b>		
Options cancelled and adjustments .....	(263,776)	(160,112)
Options exercised .....	<u>—</u>	<u>(111,312)</u>
Options at the end of 2013 .....	—	236,023
<b>Changes in 2014:</b>		
Options cancelled and adjustments .....	<u>—</u>	<u>(165,510)</u>
Options at the end of 2014 .....	<u>—</u>	<u>70,513</u>
Underlying CPOs <sup>1</sup> .....	<u>—</u>	<u>1,410,250</u>
<b>Weighted average exercise prices per CPO:</b>		
Options outstanding at the beginning of 2014 <sup>1</sup> .....	—	1.6 dollars
Options outstanding at the end of 2014 <sup>1</sup> .....	<u>—</u>	<u>1.9 dollars</u>
<b>Average life of options:</b>	<u>—</u>	<u>0.5 years</u>

**1** Prices and the number of underlying CPOs are technically adjusted for the dilutive effect of stock dividends and recapitalization of retained earnings

**A) Variable program**

This program started in November 2001, through an exchange for options of an extinguished former program, with exercise prices denominated in dollars increasing annually at a 7% rate.

**B) Special program**

Until 2005, a subsidiary in the United States granted to a group of its employees a stock option program to purchase CEMEX ADSs. The options granted have a fixed exercise price denominated in dollars and tenure of 10 years. The option exercises are hedged using ADSs currently owned by subsidiaries, which increases the number of shares outstanding. The amounts of these ADS programs are presented in terms of equivalent CPOs.

**Valuation of options at fair value and accounting recognition**

All options outstanding qualify as liability instruments and are valued at their estimated fair value as of the date of the financial statements, recognizing changes in valuations in the statements of operations. The options' fair values were determined through the binomial option-pricing model considering the options' remaining tenure and assumptions of expected dividend yield, volatility and interest rate based on reasonable market conditions. The balances of the provision for the remaining executive stock options as of December 31, 2014 and 2013 and the changes in such provision for the years ended December 31, 2014, 2013 and 2012 were not significant.

**CEMEX, S.A.B. DE C.V. AND SUBSIDIARIES**  
**Notes to the Consolidated Financial Statements**  
**As of December 31, 2014, 2013 and 2012**  
(Millions of Mexican pesos)

**22) LOSS PER SHARE**

Based on IAS 33 *Earnings per Share* (“IAS 33”), basic earnings (loss) per share shall be calculated by dividing profit or loss attributable to ordinary equity holders of the parent entity (the numerator) by the weighted average number of shares outstanding (the denominator) during the period. Shares that would be issued depending only by the passage of time should be included in the determination of the basic weighted average number of shares outstanding. Diluted earnings (loss) per share should reflect in both, the numerator and denominator, the assumption that convertible instruments are converted, that options or warrants are exercised, or that ordinary shares are issued upon the satisfaction of specified conditions, to the extent that such assumption would lead to a reduction in basic earnings per share or an increase in basic loss per share, otherwise, the effects of potential shares are not considered because they generate antidilution.

The amounts considered for calculations of loss per share in 2014, 2013 and 2012 were as follows:

	<u>2014</u>	<u>2013</u>	<u>2012</u>
<b>Denominator (thousands of shares)</b>			
Weighted average number of shares outstanding <sup>1</sup> .....	35,293,441	34,128,538	33,974,677
Capitalization of retained earnings in 2013 <sup>2</sup> .....	1,404,099	1,404,099	1,404,099
Effect of dilutive instruments – mandatorily convertible securities (note 16B) <sup>3</sup> .....	<u>629,545</u>	<u>629,545</u>	<u>629,545</u>
Weighted average number of shares outstanding – basic .....	37,327,085	36,162,182	36,008,321
Effect of dilutive instruments – stock-based compensation (note 21) <sup>3</sup> .....	293,657	306,930	286,042
Effect of potentially dilutive instruments – optionally convertible securities (note 16B) <sup>3</sup> .....	<u>5,733,796</u>	<u>7,105,488</u>	<u>7,105,488</u>
Weighted average number of shares outstanding – diluted .....	<u><u>43,354,538</u></u>	<u><u>43,574,600</u></u>	<u><u>43,399,851</u></u>
<b>Numerator</b>			
Consolidated net loss .....	Ps (5,680)	(9,611)	(11,338)
Less: non-controlling interest net income .....	<u>1,103</u>	<u>1,223</u>	<u>662</u>
Controlling interest net loss .....	(6,783)	(10,834)	(12,000)
Plus: after tax interest expense on mandatorily convertible securities .....	<u>164</u>	<u>181</u>	<u>196</u>
Controlling interest net loss – basic loss per share .....	(6,619)	(10,653)	(11,804)
Plus: after tax interest expense on optionally convertible securities ..	<u>1,424</u>	<u>1,494</u>	<u>1,501</u>
Controlling interest net loss – diluted loss per share .....	Ps <u><u>(5,195)</u></u>	<u><u>(9,159)</u></u>	<u><u>(10,303)</u></u>
<b>Controlling Interest Basic Loss Per Share</b> .....	Ps <u><u>(0.18)</u></u>	<u><u>(0.29)</u></u>	<u><u>(0.33)</u></u>
<b>Controlling Interest Diluted Loss Per Share</b> <sup>4</sup> .....	Ps <u><u>(0.18)</u></u>	<u><u>(0.29)</u></u>	<u><u>(0.33)</u></u>

**1** Based on IAS 33, the weighted average number of shares outstanding in 2013 and 2012 reflects the shares issued as a result of the capitalization of retained earnings declared on March 2013 and March 2012, as applicable (note 20A).

**2** According to resolution of the stockholders’ meetings on March 20, 2014.

**3** The number of CPO to be issued under the executive stock-based compensation programs, as well as the total amount of CPOs committed for issuance in the future under the mandatorily and optionally convertible

**CEMEX, S.A.B. DE C.V. AND SUBSIDIARIES**  
**Notes to the Consolidated Financial Statements**  
**As of December 31, 2014, 2013 and 2012**  
**(Millions of Mexican pesos)**

**Loss per share – continued**

securities, are computed from the beginning of the reporting period. The number of shares resulting from the executives' stock option programs is determined under the inverse treasury method.

- 4 For 2014, 2013 and 2012, the effects on the denominator and numerator of potential dilutive shares generate antidilution; therefore, there is no change between the reported basic and diluted loss per share.

**23) COMMITMENTS**

**23A) GUARANTEES**

As of December 31, 2014 and 2013, CEMEX, S.A.B. de C.V., had guaranteed loans of certain subsidiaries for approximately US\$5,589 (Ps82,383) and US\$7,125 (Ps92,982), respectively.

**23B) PLEDGED ASSETS**

As of December 31, 2014, CEMEX had prepaid in total its liabilities secured by property, machinery and equipment. In 2013, CEMEX had liabilities amounting US\$83. These amounts exclude the financial liabilities associated with capital leases (note 16B), as there are no legal liens on the related assets.

In addition, CEMEX transferred to a guarantee trust and entered into pledge agreements for the benefit of the Credit Agreement and the Facilities Agreement lenders, note holders and other creditors having the benefit of negative pledge clauses, the shares of several of its main subsidiaries, including CEMEX México, S.A. de C.V. and CEMEX España, S.A., in order to secure payment obligations under the Credit Agreement, the Facilities Agreement and other debt instruments entered into prior to the date of these agreements (note 16A).

**23C) OTHER COMMITMENTS**

In April 2008, Citibank entered into put option transactions on CEMEX's CPOs with a Mexican trust that CEMEX established on behalf of its Mexican pension fund and certain of CEMEX's directors and current and former employees (the "participating individuals"). The transaction was structured with two main components. Under the first component, the trust sold, for the benefit of CEMEX's Mexican pension fund, put options to Citibank in exchange for a premium of US\$38. The premium was used by the trust to purchase, on a prepaid forward basis, securities that tracked the performance of the MSE. Under the second component, the trust sold, on behalf of the participating individuals, additional put options to Citibank in exchange for a premium of US\$38, which was used to purchase prepaid forward CPOs. These prepaid forward CPOs, together with additional CPOs representing an equal amount in U.S. dollars, were deposited into the trust by the participating individuals as security for their obligations, and represented the maximum exposure of the participating individuals under this transaction. The put options gave Citibank the right to require the trust to purchase, in April 2013, approximately 136 million CPOs at a price of US\$2.6498 per CPO (120% of initial CPO price in dollars). If the value of the assets held in the trust (34.7 million CPOs and the securities that tracked the performance of the MSE) was insufficient to cover the obligations of the trust, CEMEX should settle, in April 2013, the difference between the total number of CPOs at a price of US\$2.6498 per CPO and the market value of the assets of the trust. During the transaction, CEMEX recognized a liability for the fair value of the guarantee, and changes in valuation were recorded in the statements of operations (note 16D). Between January and April 2013, the 136 million put options were gradually unwounded, and after deducting the value of the trust's assets, for an aggregate amount of approximately US\$112.



**CEMEX, S.A.B. DE C.V. AND SUBSIDIARIES**  
**Notes to the Consolidated Financial Statements**  
**As of December 31, 2014, 2013 and 2012**  
(Millions of Mexican pesos)

**Other commitments – continued**

On July 30, 2012, CEMEX signed a 10-year strategic agreement with International Business Machines Corporation (“IBM”) pursuant to which IBM provides business processes services and information technology (“IT”). Moreover, IBM provides business consulting to detect and promote sustainable improvements in CEMEX’s profitability. The 10-year contract signed with IBM is expected to generate cost reductions to CEMEX over such period, and includes: data processing services (back office) in finance, accounting and human resources; as well as IT infrastructure services, support and maintenance of IT applications in the countries in which CEMEX operates.

**23D) COMMITMENTS FROM EMPLOYEE BENEFITS**

In some countries, CEMEX has self-insured health care benefits plans for its active employees, which are managed on cost plus fee arrangements with major insurance companies or provided through health maintenance organizations. As of December 31, 2013, in certain plans, CEMEX has established stop-loss limits for continued medical assistance derived from a specific cause (e.g., an automobile accident, illness, etc.) ranging from 23 thousand dollars to 400 thousand dollars. In other plans, CEMEX has established stop-loss limits per employee regardless of the number of events ranging from 350 thousand dollars to 2 million dollars. The contingency for CEMEX if all employees qualifying for health care benefits required medical services simultaneously is significantly. However, this scenario is remote. The amount expensed through self-insured health care benefits was approximately US\$64 (Ps943) in 2014, US\$70 (Ps914) in 2013 and US\$72 (Ps925) in 2012.

**23E) CONTRACTUAL OBLIGATIONS**

As of December 31, 2014 and 2013, CEMEX had the following contractual obligations:

(U.S. dollars millions)	2014					2013
	Less than 1 year	1-3 years	3-5 years	More than 5 years	Total	Total
Obligations						
Long-term debt . . . . .	US\$ 984	2,254	4,859	5,867	13,964	14,627
Capital lease obligations <sup>1</sup> . . . . .	32	62	61	60	215	292
Convertible notes <sup>2</sup> . . . . .	216	961	649	—	1,826	2,269
Total debt and other financial obligations <sup>3</sup> . . .	1,232	3,277	5,569	5,927	16,005	17,188
Operating leases <sup>4</sup> . . . . .	97	151	95	50	393	402
Interest payments on debt <sup>5</sup> . . . . .	910	1,738	1,180	1,220	5,048	6,289
Pension plans and other benefits <sup>6</sup> . . . . .	151	298	309	846	1,604	1,747
Purchases of raw materials, fuel and energy <sup>7</sup> . . . . .	334	434	446	2,041	3,255	3,488
Total contractual obligations . . . . .	US\$ 2,724	5,898	7,599	10,084	26,305	29,114
	Ps 40,152	86,937	112,009	148,638	387,736	379,938

- 1 Represent nominal cash flows. As of December 31, 2014, the net present value of future payments under such leases was US\$130 (Ps1,916), of which, US\$35 (Ps509) refers to payments from 1 to 3 years, US\$25 (Ps371) refer to payments from 3 to 5 years, and US\$53 (Ps776) refer payments of more than 5 years.
- 2 Refers to the components of liability of the convertible notes described in note 16B and assumes repayment at maturity and no conversion of the notes.

**CEMEX, S.A.B. DE C.V. AND SUBSIDIARIES**  
**Notes to the Consolidated Financial Statements**  
**As of December 31, 2014, 2013 and 2012**  
**(Millions of Mexican pesos)**

**Contractual obligations – continued**

- 3 The schedule of debt payments, which includes current maturities, does not consider the effect of any refinancing of debt that may occur during the following years. In the past, CEMEX has replaced its long-term obligations for others of a similar nature.
- 4 The amounts represent nominal cash flows. CEMEX has operating leases, primarily for operating facilities, cement storage and distribution facilities and certain transportation and other equipment, under which annual rental payments are required plus the payment of certain operating expenses. Rental expense was US\$112 (Ps1,657) in 2014, US\$126 (Ps1,647) in 2013 and US\$156 (Ps2,003) in 2012.
- 5 Estimated cash flows on floating rate denominated debt were determined using the floating interest rates in effect as of December 31, 2014 and 2013.
- 6 Represents estimated annual payments under these benefits for the next 10 years (note 18), including the estimate of new retirees during such future years.
- 7 Future payments for the purchase of raw materials are presented on the basis of contractual nominal cash flows. Future nominal payments for energy were estimated for all contractual commitments on the basis of an aggregate average expected consumption of 3,124.1 GWh per year using the future prices of energy established in the contracts for each period. Future payments also include CEMEX's commitments for the purchase of fuel.

As of December 31, 2014 and 2013, in connection with the commitments for the purchase of fuel and energy included in the table above, a description of the most significant contracts is as follows:

- In September 2006, CEMEX and the Spanish company ACCIONA agreed to develop a wind farm project for the generation of 250 Megawatts (MW) in the Mexican state of Oaxaca. CEMEX acted as promoter of the project, which was named EURUS. ACCIONA provided the required financing, constructed the facility and currently operates the wind farm. The installation of 167 wind turbines in the farm was finished in November 2009. The agreements established that CEMEX's plants in Mexico will acquire a portion of the energy generated by the wind farm for a period of at least 20 years, which began in February 2010, when EURUS reached the committed limit capacity. For the years ended December 31, 2014, 2013 and 2012, EURUS supplied (unaudited) approximately 29.1%, 25.8% and 29.1%, respectively, of CEMEX's overall electricity needs in Mexico during such year. This agreement is for CEMEX's own use and there is no intention of trading in energy by CEMEX.
- In 1999, CEMEX entered into agreements with an international partnership, which financed, built and operated an electrical energy generating plant in Mexico called Termoeléctrica del Golfo ("TEG"). In 2007, the original operator was replaced. Pursuant to the agreement, CEMEX would purchase the energy generated from TEG for a term of not less than 20 years, which started in April 2004 and that was further extended until 2027 with the change of operator. CEMEX committed to supply TEG and another third-party electrical energy generating plant adjacent to TEG all fuel necessary for their operations, a commitment that has been hedged through four 20-year agreements entered with Petróleos Mexicanos ("PEMEX"), which terminate in 2024. Consequently, for the last 3 years, CEMEX intends to purchase the required fuel in the market. For the years ended December 31, 2014, 2013 and 2012, TEG supplied (unaudited) approximately 64.8%, 70.9% and 67.8%, respectively, of CEMEX's overall electricity needs during such year for its cement plants in Mexico.
- In regards with the above, in March 1998 and July 1999, CEMEX signed contracts with PEMEX providing that beginning in April 2004 PEMEX's refineries in Cadereyta and Madero City would supply CEMEX with a combined volume of approximately 1.75 million tons of petcoke per year. As per the petcoke contracts with PEMEX, 1.2 million tons of the contracted volume will be allocated to TEG and the other

**CEMEX, S.A.B. DE C.V. AND SUBSIDIARIES**  
**Notes to the Consolidated Financial Statements**  
**As of December 31, 2014, 2013 and 2012**  
**(Millions of Mexican pesos)**

**Contractual obligations – continued**

energy producer and the remaining volume will be allocated to CEMEX's operations in Mexico. By entering into the petcoke contracts with PEMEX, CEMEX expects to have a consistent source of petcoke throughout the 20-year term.

- In 2007, CEMEX Ostzement GmbH (“COZ”), CEMEX's subsidiary in Germany, entered into a long-term energy supply contract with Vattenfall Europe New Energy Ecopower (“VENEE”), pursuant to which VENEE committed to supply energy to CEMEX's Rüdersdorf plant for a period of 15 years starting on January 1, 2008. Based on the contract, each year COZ has the option to fix in advance the volume of energy that it will acquire from VENEE, with the option to adjust the purchase amount one time on a monthly and quarterly basis. According to the contract, COZ acquired (unaudited) approximately 27 MW in 2014, 2013 and 2012, and COZ expects to acquire between 26 and 28 MW per year starting in 2015 and thereafter. The contract, which establishes a price mechanism for the energy acquired, based on the price of energy future contracts quoted on the European Energy Exchange, did not require initial investments and was expected to be performed at a future date. Based on its terms, this contract qualified as a financial instrument under IFRS. As the contract is for CEMEX's own use and CEMEX sells any energy surplus as soon as actual energy requirements are known, regardless of changes in prices and thereby avoiding any intention of trading in energy, such contract is not recognized at its fair value.

**24) CONTINGENCIES**

**24A) PROVISIONS RESULTING FROM LEGAL PROCEEDINGS**

CEMEX is involved in various significant legal proceedings, in addition to those related to income tax matters (note 19D), the resolutions of which are deemed probable and imply cash outflows or the delivery of other resources owned by CEMEX. As a result, certain provisions have been recognized in the financial statements, representing the best estimate of the amounts payable. Therefore, CEMEX believes that it will not incur significant expenditure in excess of the amounts recorded. As of December 31, 2014, the details of the most significant events are as follows:

- In January 2007, the Polish Competition and Consumers Protection Office (the “Protection Office”) notified CEMEX Polska, a subsidiary in Poland, about the initiation of an antitrust proceeding against all cement producers in the country, including CEMEX Polska and another of CEMEX's indirect subsidiaries in Poland. The Protection Office alleged that there was an agreement between all cement producers in Poland regarding prices, market quotas and other sales conditions of cement, and that the producers exchanged confidential information, all of which limited competition in the Polish cement market. In January 2007, CEMEX Polska filed its response to the notification, denying that it had committed the practices listed by the Protection Office, and submitted formal comments and objections gathered during the proceeding, as well as facts supporting its position that its activities were in line with Polish competition law. In December 2009, the Protection Office issued a resolution imposing fines on a number of Polish cement producers, including CEMEX Polska for the period of 1998 to 2006. The fine imposed on CEMEX Polska amounted to the equivalent of approximately US\$33 (Ps485), which represented 10% of CEMEX Polska's total revenue for the calendar year preceding the imposition of the fine. On December 23, 2009, CEMEX Polska filed an appeal before the Polish Court of Competition and Consumer Protection in Warsaw (the “First Instance Court”). After a series of hearings, on December 13, 2013, the First Instance Court reduced the penalty imposed on CEMEX Polska to the equivalent of approximately US\$27 (Ps393) or 8.125% of CEMEX Polska's revenue in 2008. On May 8, 2014, CEMEX Polska filed an appeal against the First Instance Court judgment before the Appeals Court in Warsaw. The abovementioned penalty is enforceable until the

**CEMEX, S.A.B. DE C.V. AND SUBSIDIARIES**  
**Notes to the Consolidated Financial Statements**  
**As of December 31, 2014, 2013 and 2012**  
**(Millions of Mexican pesos)**

**Provisions resulting from legal proceedings – continued**

Appeals Court issues its final judgment. As of December 31, 2014, CEMEX had accrued a provision equivalent to approximately US\$27 (Ps393), representing the best estimate of the expected cash outflow in connection with this resolution. As of December 31, 2014, CEMEX does not expect this matter would have a material adverse impact on its results of operations, liquidity or financial condition.

- In August 2005, Cartel Damages Claims, S.A. (“CDC”), a Belgian company established in the aftermath of the German cement cartel investigation that took place from July 2002 to April 2003 by Germany’s Federal Cartel Office, with the purpose of purchasing potential damage claims from cement consumers and pursuing those claims against the cartel participants, filed a lawsuit in the District Court in Düsseldorf, Germany, against CEMEX Deutschland AG, a subsidiary of CEMEX in Germany, and other German cement companies in respect of damage claims relating to alleged price and quota fixing by German cement companies between 1993 and 2002. CDC has brought claims for an amount equivalent of approximately US\$159 (Ps2,337). After several resolutions by the District Court in Düsseldorf over the years, court hearings and appeals from the defendants, on December 17, 2013 the District Court in Düsseldorf issued a resolution by means of which all claims brought to court by CDC were dismissed on the grounds that the way CDC obtained the claims from 36 cement purchasers was illegal given the limited risk it faced for covering the litigation costs and that the acquisition of the claims also breached rules that make the provision of legal advice subject to public authorization. On January 15, 2014, CDC filed an appeal to the Higher Regional Court in Düsseldorf, and thereafter submitted reasons for their appeal. A court hearing took place on November 12, 2014 and a date for issuing a decision was set for February 18, 2015. CEMEX is unable to assess the likelihood of an adverse result. As of December 31, 2014, CEMEX Deutschland AG had accrued a provision regarding this matter equivalent to approximately US\$36 (Ps535), including accrued interests over the principal amount of the claim, representing the best estimate of CEMEX’s cash outflow in connection with an adverse resolution.
- As of December 31, 2014, CEMEX had accrued environmental remediation liabilities in the United Kingdom pertaining to closed and current landfill sites for the confinement of waste, representing the net present value of such obligations for an equivalent of approximately US\$204 (Ps3,010). Expenditure was assessed and quantified over the period in which the sites have the potential to cause environmental harm, which was accepted by the regulator as being up to 60 years from the date of closure. The assessed expenditure included the costs of monitoring the sites and the installation, repair and renewal of environmental infrastructure.
- As of December 31, 2014, CEMEX had accrued environmental remediation liabilities in the United States for an amount of approximately US\$30 (Ps442), related to: a) the disposal of various materials in accordance with past industry practice, which might currently be categorized as hazardous substances or wastes, and b) the cleanup of sites used or operated by CEMEX, including discontinued operations, regarding the disposal of hazardous substances or waste, either individually or jointly with other parties. Most of the proceedings are in the preliminary stages, and a final resolution might take several years. Based on the information developed to date, CEMEX’s does not believe that it will be required to spend significant sums on these matters in excess of the amounts previously recorded. The ultimate cost that may be incurred to resolve these environmental issues cannot be assured until all environmental studies, investigations, remediation work and negotiations with, or litigation against, potential sources of recovery have been completed.

**CEMEX, S.A.B. DE C.V. AND SUBSIDIARIES**  
**Notes to the Consolidated Financial Statements**  
**As of December 31, 2014, 2013 and 2012**  
**(Millions of Mexican pesos)**

**24B) OTHER CONTINGENCIES FROM LEGAL PROCEEDINGS**

CEMEX is involved in various legal proceedings, which have not required the recognition of accruals, as CEMEX believes that the probability of loss is less than probable or remote. In certain cases, a negative resolution may represent the revocation of an operating license, in which case, CEMEX may experience a decrease in future revenues, an increase in operating costs or a loss. As of December 31, 2014, the most significant events with a quantification of the potential loss, when it is determinable and would not impair the outcome of the relevant proceeding, were as follows:

- In September 2014, the National Markets and Competition Commission (*Comisión Nacional de los Mercados y la Competencia* or the “CNMC”), in the context of an investigation of the Spanish cement, ready-mix concrete and related products industry regarding alleged anticompetitive practices, inspected one of CEMEX’s facilities in Spain. CEMEX España believes that it has not breached any applicable laws. As of December 31, 2014, considering the early stage of this matter, CEMEX cannot assess the likelihood of the CNMC issuing a decision imposing any penalties or remedies, if any, or the amount of the penalty or the scope of the remedies, if any, however, if the CNMC issues a decision imposing any penalty or remedy, CEMEX does not expect that it would have a material adverse impact on CEMEX’s results of operations, liquidity or financial condition.
- On September 5, 2013, the Colombian Superintendency of Industry and Commerce (the “SIC”) issued a resolution pursuant to which the SIC opened an investigation against five cement companies and 14 directors of those companies, including CEMEX Colombia, its former legal representative and the current President of CEMEX Colombia, for allegedly breaching rules which prohibit: a) to limit free competition and/or determining or maintaining unfair prices; b) direct or indirect price fixing agreements; and c) any market sharing agreements between producers or distributors. In connection with the 14 executives under investigation, the SIC may sanction any individual who collaborated, facilitated, authorized, executed or tolerated behavior that violates free competition rules. On October 7, 2013, CEMEX Colombia responded the resolution and submitted evidence in its relief. If the alleged infringements are substantiated, aside from any measures that could be ordered to remediate the alleged practices, penalties may be imposed by the SIC against each company being declared in breach of the competition rules for an equivalent of up to US\$25 (Ps363) for each violation, and an equivalent of up to US\$1 (Ps15) against those individuals found responsible of collaborating, facilitating, authorizing, executing or tolerating behavior that violates free competition rules. It is expected that in early 2015, the Superintendent Delegate for Competition Protection will issue a non-binding report of the investigation, which could provide a recommendation to impose sanctions or to close the investigation, and a decision by the SIC on this matter would be expected during the second or third quarter of 2015. As of December 31, 2014, CEMEX is not able to assess the likelihood of the SIC imposing any measures and/or penalties against CEMEX Colombia, but if any penalties are imposed, CEMEX does not expect this matter to have a material adverse impact on CEMEX’s financial results of operation, liquidity or financial condition.
- On July 24, 2013, the South Louisiana Flood Protection Authority-East (“SLFPAE”) issued a petition for damages in the Civil District Court for the Parish of Orleans, Louisiana in the United States, against approximately 100 defendants including CEMEX, Inc., seeking compensation for and the restoration of certain coastal lands near New Orleans alleged to have been damaged by activities related to oil and gas exploration and production since the early 1900’s. CEMEX, Inc., which was previously named Southdown, Inc., may have acquired liabilities, to the extent there may be any, in connection with oil and gas operations that were divested in the late 1980’s. The matter was removed to the United States District Court for the Eastern District of Louisiana (the “Louisiana District Court”). On June 6, 2014, a new act (“Act 544”) was enacted which prohibits certain state or local governmental entities such as the SLFPAE from initiating

**CEMEX, S.A.B. DE C.V. AND SUBSIDIARIES**  
**Notes to the Consolidated Financial Statements**  
**As of December 31, 2014, 2013 and 2012**  
**(Millions of Mexican pesos)**

**Other contingencies from legal proceedings – continued**

certain causes of action including the claims asserted in this matter. The effects of Act 544 on the pending matter have yet to be determined by the Louisiana District Court. As of December 31, 2014, CEMEX does not have sufficient information to assess the likelihood of an adverse result or, because of the number of defendants, the potential damages which could be borne by CEMEX, Inc., if any, or if such damages, if any, would have or not a material adverse impact on CEMEX's results of operations, liquidity or financial condition.

- In connection with a lawsuit submitted to a first instance court in Assiut, Egypt and notified on May 23, 2011 to Assiut Cement Company ("ACC"), a subsidiary of CEMEX in Egypt. On September 13, 2012, the first instance court of Assiut issued a resolution in order to nullify the Share Purchase Agreement (the "SPA") pursuant to which CEMEX acquired a controlling interest in ACC. On January 20, 2014, the Appeals Court in Assiut, Egypt, issued a judgment accepting the appeals, revoking the court's resolution, and referring the matter to an administrative court in Assiut (the "Administrative Court"). On October 15, 2014, the Administrative Court ruled for its non-jurisdiction to review the case and referred the case to the Administrative Judiciary Court of Assiut. In connection with this matter, on April 7, 2011 and March 6, 2012, lawsuits seeking, among other things, the annulment of the SPA were filed by different plaintiffs, including 25 former employees of ACC, before Cairo's State Council. Moreover, on February 23, 2014, in connection with the above, two plaintiffs filed a lawsuit before the Assiut Administrative Judiciary Court requesting the cancellation of the resolutions taken by Metallurgical Industries Company's ("MIC") shareholders during the extraordinary general shareholders meeting pursuant to which it was agreed to sell ACC's shares and enter into the SPA. In a related matter, on April 23, 2014, the Presidential Decree on Law No. 32 of 2014 ("Law 32/2014"), which regulates legal actions to challenge agreements entered into by the Egyptian State (including its ministries, departments, special budget entities, local administrative units, authorities and state-participated companies) and third parties, become effective, but still subject to approval by the House of Representatives. As of December 31, 2014, several constitutional challenges have been filed against Law 32/2014 before the Constitutional Court, and the House of Representatives had not been yet elected. In consideration of the aforementioned, after several resolutions, hearings and appeals in these cases over the years, as of December 31, 2014, CEMEX is not able to assess the likelihood of an adverse resolution regarding these lawsuits nor is able to assess if the Constitutional Court will dismiss Law 32/2014 or if Law 32/2014 will not be ratified by the House of Representatives, but, regarding the lawsuits, if adversely resolved, CEMEX does not believe the resolutions in the first instance would have an immediate material adverse impact on CEMEX's operations, liquidity and financial condition. However, if CEMEX exhausts all legal recourses available, a final adverse resolution of these lawsuits, or if the Constitutional Court dismisses Law 32/2014, or if Law 32/2014 is not ratified by the House of Representatives, this could adversely impact the ongoing matters regarding the SPA, which could have a material adverse impact on CEMEX's operations, liquidity and financial condition.
- On June 21, 2012, one of CEMEX's subsidiaries in Israel was notified about an application for the approval of a class action suit against it. The application, filed by a homeowner who built his house with concrete supplied by CEMEX in October of 2010, claims that the concrete supplied to him did not meet with the Israeli ready-mix strength standard requirements and that as a result CEMEX acted unlawfully toward all of its customers who received concrete that did not comply with such standard requirements. As per the application, the plaintiff claims that the supply of the alleged non-conforming concrete has caused financial and non-financial damages to those customers, including the plaintiff. CEMEX presumes that the class action would represent the claim of all the clients who purchased the alleged non-conforming concrete from its subsidiary in Israel during the past 7 years, the limitation period according to applicable laws in Israel.

**CEMEX, S.A.B. DE C.V. AND SUBSIDIARIES**  
**Notes to the Consolidated Financial Statements**  
**As of December 31, 2014, 2013 and 2012**  
**(Millions of Mexican pesos)**

**Other contingencies from legal proceedings – continued**

The damages that could be sought amount and equivalent to approximately US\$71 (Ps1,046). CEMEX's subsidiary submitted a formal response to the corresponding court. As of December 31, 2014, CEMEX's subsidiary in Israel is not able to assess the likelihood of the class action application being approved or, if approved, of an adverse result, such as an award for damages in the full amount that could be sought, but if adversely resolved CEMEX does not believe that the final resolutions would have a material adverse impact on its results of operations, liquidity or financial condition.

- On January 20, 2012, the United Kingdom Competition Commission (the "UK Commission"), commenced a market investigation ("MIR") into the supply or acquisition of cement, ready-mix concrete and aggregates. The referral to the UK Commission was made by the Office of Fair Trading, following an investigation by them of the aggregates sector. The UK Commission issued its full Provisional Findings Report on May 23, 2013, in which it provisionally found that there was a combination of structural and conduct features that gave rise to an adverse effect on competition in the Great Britain cement markets and an adverse effect on competition as a result of contracts involving certain major suppliers of granulated blast furnace slag and for the supply of ground granulated blast furnace slag. The UK Commission has not identified any problems with the markets for aggregates or ready mix concrete. The possible remedies the UK Commission listed include, among others, the divestiture of cement production capacity and/or ready mix concrete plants by one or more of the top three cement producers and the creation of a cement buying group. On October 8, 2013 the UK Commission announced its provisional decision which not required CEMEX to divest assets in the United Kingdom. On January 14, 2014, the UK Commission published its final report, which followed the earlier provisional decision in regards CEMEX's subsidiaries in the United Kingdom. However, the final report made changes regarding the supply of granulated blast furnace slag and for the supply of ground granulated blast furnace slag by the other major participants in the MIR. These resolutions did not affect CEMEX's results of operations, liquidity or financial condition.
- On December 8, 2010, the European Commission (the "EC") informed CEMEX that it has decided to initiate formal proceedings in respect of possible anticompetitive practices in Austria, Belgium, the Czech Republic, France, Germany, Italy, Luxembourg, the Netherlands, Spain and the United Kingdom, which include CEMEX and seven other companies. These proceedings may lead to an infringement decision or, if the objections raised by the EC are not substantiated, the case might be closed. After several requests of information by the EC to CEMEX during the audits process, hearings, appeals and replies by CEMEX over the years, on March 14, 2014, the General Court dismissed the appeal filed by CEMEX and several of its affiliates in Europe and confirmed the lawfulness of the request for information sent by the EC in all of its aspects. On May 23, 2014, CEMEX and several of its affiliates in Europe filed an appeal against the General Court's judgment before the European Court of Justice. If the alleged infringements are substantiated, the EC may impose a maximum fine of up to 10% of the total turnover of the relevant companies for the last year preceding the imposition of the fine for which the financial statements have been approved. CEMEX intends to defend its position vigorously in this proceeding and is fully cooperating and will continue to cooperate with the EC in connection with this matter. As of December 31, 2014, the EC had not yet formulated a Statement of Objections against CEMEX and, as a result, the extent of the charges and the alleged infringements are unknown, and it is not clear which cement related products turnover revenues would be used for the determination of the possible penalties. As a result, CEMEX cannot assess the likelihood of an adverse result or the amount of the potential fine, but, if adversely resolved, it may have a material adverse impact on CEMEX's results of operations, liquidity or financial condition.
- On October 26, 2010, CEMEX, Inc., one of CEMEX's subsidiaries in the United States, received an Antitrust Civil Investigative Demand from the Office of the Florida Attorney General, which seeks

**CEMEX, S.A.B. DE C.V. AND SUBSIDIARIES**  
**Notes to the Consolidated Financial Statements**  
**As of December 31, 2014, 2013 and 2012**  
**(Millions of Mexican pesos)**

**Other contingencies from legal proceedings – continued**

documents and information in connection with an antitrust investigation in the ready-mix concrete industry in Florida. CEMEX Inc. has complied with the Office of the Florida Attorney General with respect to the documents and information requested by the civil investigative demand, and it is unclear, as of December 31, 2014, whether any formal proceeding will be initiated by such authority, or if a proceeding is initiated, if an adverse decision against CEMEX resulting from the investigation would be made or if such decision would have or not a material adverse impact on CEMEX's results of operations, liquidity or financial condition.

- On June 5, 2010, the District of Bogota's Environmental Secretary (*Secretaría Distrital de Ambiente de Bogotá* or the "Environmental Secretary"), ordered the suspension of CEMEX Colombia's mining activities at El Tunjuelo quarry, located in Bogotá, as well as those of other aggregates producers in the same area. The Environmental Secretary alleged that during the past 60 years CEMEX Colombia and the other companies have illegally changed the course of the Tunjuelo River, have used the percolating waters without permission and have improperly used the edge of the river for mining activities. In connection with the injunction, on June 5, 2010, CEMEX Colombia received a notification from the Environmental Secretary informing the initiation of proceedings to impose fines against CEMEX Colombia based on the above mentioned alleged environmental violations. CEMEX Colombia responded to the injunction by requesting that it be revoked based on the fact that the mining activities at El Tunjuelo quarry are supported by the authorizations required by the applicable environmental laws and that all the environmental impact statements submitted by CEMEX Colombia have been reviewed and permanently authorized by the Ministry of Environment and Sustainable Development (*Ministerio de Ambiente y Desarrollo Sostenible*). On June 11, 2010, the local authorities in Bogotá, in compliance with the Environmental Secretary's decision, sealed off the mine to machinery and prohibited the removal of CEMEX's aggregates inventory. Although there is not an official quantification of the possible fine, the Environmental Secretary has publicly declared that the fine could be up to the equivalent of approximately US\$125 (Ps1,848). The temporary injunction does not currently compromise the production and supply of ready-mix concrete to CEMEX's clients in Colombia. At this stage, CEMEX is not able to assess the likelihood of an adverse result or potential damages which could be borne by CEMEX Colombia. An adverse resolution on this case could have a material adverse impact on CEMEX's results of operations, liquidity or financial condition.
- In January 2009, in response to litigation brought by environmental groups concerning the manner in which certain federal quarry permits were granted, a judge from the U.S. District Court for the Southern District of Florida ordered the withdrawal of the federal quarry permits of CEMEX's SCL, FEC and Kendall Krome quarries, in the Lake Belt area in South Florida, which were granted in 2002 to CEMEX Construction Materials Florida, LLC ("CEMEX Florida"), one of CEMEX's subsidiaries in the United States. The judge ruled that there were deficiencies in the procedures and analysis undertaken by the Army Corps of Engineers (the "Engineers") in connection with the issuance of the permits. On January 29, 2010, the Engineers concluded a revision and determined procedures for granting new federal quarry permits for the SCL and FEC quarries. During February 2010, new quarry permits were granted to the SCL and FEC quarries. A number of potential environmental impacts must be addressed at the wetlands located at the Kendall Krome site before a new federal quarry permit may be issued for mining at that quarry. If CEMEX Florida were unable to maintain the new Lake Belt permits, CEMEX Florida would need to source aggregates, to the extent available, from other locations in Florida or import aggregates. The cessation or significant restriction of quarrying operations in the *Lake Belt* area could have a significant adverse impact on CEMEX's results of operations, liquidity or financial condition.



**CEMEX, S.A.B. DE C.V. AND SUBSIDIARIES**  
**Notes to the Consolidated Financial Statements**  
**As of December 31, 2014, 2013 and 2012**  
**(Millions of Mexican pesos)**

**Other contingencies from legal proceedings – continued**

- In April 2006, the cities of Kaštela and Solin in Croatia published their respective development master plans, adversely impacting the mining concession granted to a CEMEX's subsidiary in Croatia by the Croatian government in September 2005. After several procedures and appeals filed by CEMEX over the years before the Constitutional Court and before the Administrative Court in Croatia, seeking prohibition of the implementation of the master plans and a declaration from the Croatian Government confirming its acquired rights under the mining concessions, and after several resolutions of the authorities thereof, on April 4, 2014, CEMEX Croatia was notified that the administrative court rejected its claims and found that its acquired rights or interests under the mining concessions had not been violated as a result of any act or decision made by the cities of Solin or Kaštela or any other governmental body. On April 29, 2014, CEMEX Croatia filed two claims before the Constitutional Court alleging that CEMEX Croatia's constitutional rights to a fair trial and judicial protection had been violated. In order to alleviate the adverse impact of the aforementioned master plans, CEMEX Croatia is in the process of negotiating a new revised mining concession. On August 1, 2014, CEMEX Croatia filed an application before the European Court of Human Rights alleging that CEMEX Croatia's constitutional rights to a fair trial, property rights, concession rights and investment had been violated due to irregularities in a general act. At this stage of the proceedings, as of December 31, 2014, we are not able to assess the likelihood of an adverse result to the claims filed before the Constitutional Court, but if adversely resolved, it should not have a material adverse impact on our results of operations, liquidity or financial condition. In the meantime there are ongoing negotiations with the Croatian Ministry of Construction and Physical Planning in order to obtain a permit for CEMEX Croatia's Sveti Juraj-Sveti Kajo quarry. Obtaining this permit is required for the renewal of the concession and as of December 31, 2014, CEMEX Croatia is in the process of preparing all documentation necessary to comply with applicable rules and regulations.
- In August 2005, a lawsuit was filed against CEMEX Colombia and other members of the Colombian Ready-mix Producers Association (*Asociación Colombiana de Productores de Concreto* or "ASOCRETO"). The lawsuit claimed that CEMEX Colombia and other ASOCRETO members were liable for the premature distress of the concrete slabs of the *Autopista Norte* trunk line of the *Transmilenio* bus rapid transit system in Bogotá in which ready-mix concrete and flowable fill supplied by CEMEX Colombia and other ASOCRETO members was used. The plaintiffs alleged that the base material supplied for the road construction failed to meet the quality standards offered by CEMEX Colombia and the other ASOCRETO members and/or that they provided insufficient or inaccurate information in connection with the product. The plaintiffs seek compensation for damages for an equivalent of approximately US\$42 (Ps616). In 2008, as security for a possible future money judgment to be rendered against CEMEX Colombia in these proceedings, the Superior Court of Bogotá allowed CEMEX to present an insurance policy for an equivalent of approximately US\$8 (Ps118) pursuant to which the attachment over certain assets was lifted. On October 10, 2012, a court resolution convicted the former director of the Urban Development Institute ("UDI"), the legal representatives of the builder and the auditor to a prison term of 85 months and a fine equivalent to approximately 13 thousand dollars, and ordered a restart of the proceeding against the ASOCRETO officers. On August 30, 2013, after an appeal by the UDI, the Superior Court of Bogotá issued a resolution that, among other matters, reduced the prison term imposed to the former UDI officers to 60 months, imposed the UDI officers to severally pay an amount equivalent to US\$45 (Ps664), overturned the sentence imposed to the builder's legal representatives and auditor because the criminal action against them was time barred, revoked the annulment in favor of the ASOCRETO officers and ordered the first instance judge to render a judgment regarding the ASOCRETO officers' liability or lack thereof. In addition, six actions related to the premature distress of the concrete slabs were brought against CEMEX Colombia. The Cundinamarca Administrative Court (*Tribunal Administrativo de Cundinamarca*) nullified five of these

**CEMEX, S.A.B. DE C.V. AND SUBSIDIARIES**  
**Notes to the Consolidated Financial Statements**  
**As of December 31, 2014, 2013 and 2012**  
**(Millions of Mexican pesos)**

**Other contingencies from legal proceedings – continued**

actions and currently, only one remains outstanding. In addition, the UDI filed another action alleging that CEMEX Colombia made deceiving advertisements on the characteristics of the flowable fill used in the construction of the line. CEMEX Colombia participated in this project solely and exclusively as supplier of the ready-mix concrete and flowable fill, which were delivered and received to the satisfaction of the contractor, fulfilling all the required technical specifications. CEMEX Colombia did not participate in nor had any responsibility on the design, sourcing of materials or their corresponding technical specifications or construction. At this stage of the proceedings, as of December 31, 2014, CEMEX is not able to assess the likelihood of an adverse result, but if adversely resolved, it could have a material adverse impact on CEMEX's results of operations, liquidity or financial condition.

In connection with the legal proceedings presented in notes 24A and 24B, the exchange rates as of December 31, 2014 used by CEMEX to convert the amounts in local currency to their equivalents in dollars were the official closing exchange rates of approximately 3.52 Polish Zloty per Dollar, 0.83 Euro per Dollar, 0.64 British Pound Sterling per Dollar, 2,356 Colombian Pesos per Dollar and 3.89 Israel Shekel per Dollar.

In addition to the legal proceedings described above in notes 24A and 24B, as of December 31, 2014, CEMEX is involved in various legal proceedings of minor impact that have arisen in the ordinary course of business. These proceedings involve: 1) product warranty claims; 2) claims for environmental damages; 3) indemnification claims relating to acquisitions; 4) claims to revoke permits and/or concessions; and 5) other diverse civil actions. CEMEX considers that in those instances in which obligations have been incurred, CEMEX has accrued adequate provisions to cover the related risks. CEMEX believes these matters will be resolved without any significant effect on its business, financial position or results of operations. In addition, in relation to certain ongoing legal proceedings, CEMEX is sometimes able to make and disclose reasonable estimates of the expected loss or range of possible loss, as well as disclose any provision accrued for such loss, but for a limited number of ongoing legal proceedings, CEMEX may not be able to make a reasonable estimate of the expected loss or range of possible loss or may be able to do so but believes that disclosure of such information on a case-by-case basis would seriously prejudice CEMEX's position in the ongoing legal proceedings or in any related settlement discussions. Accordingly, in these cases, CEMEX has disclosed qualitative information with respect to the nature and characteristics of the contingency, but has not disclosed the estimate of the range of potential loss.

**25) RELATED PARTIES**

All significant balances and transactions between the entities that constitute the CEMEX group have been eliminated in the preparation of the consolidated financial statements. These balances with related parties resulted primarily from: (i) the sale and purchase of goods between group entities; (ii) the sale and/or acquisition of subsidiaries' shares within the CEMEX group; (iii) the invoicing of administrative services, rentals, trademarks and commercial name rights, royalties and other services rendered between group entities; and (iv) loans between related parties. Transactions between group entities were conducted on arm's length terms based on market prices and conditions.

The definition of related parties includes entities or individuals outside the CEMEX group, which, pursuant to their relationship with CEMEX, may take advantage of being in a privileged situation. Likewise, this applies to cases in which CEMEX may take advantage of such relationships and obtain benefits in its financial position or operating results. CEMEX's transactions with related parties are executed under market conditions.

**CEMEX, S.A.B. DE C.V. AND SUBSIDIARIES**  
**Notes to the Consolidated Financial Statements**  
**As of December 31, 2014, 2013 and 2012**  
**(Millions of Mexican pesos)**

**Related parties – continued**

CEMEX has identified the following transactions between related parties:

- Mr. Francisco Javier Fernández Carbajal, member of the board of directors of CEMEX, S.A.B. de C.V. effective March 21, 2013, is brother of Mr. José Antonio Fernández Carbajal, former member of the board of directors of CEMEX, S.A.B. de C.V. until February 23, 2012, and president and chief executive officer of Fomento Empresarial Mexicano, S.A.B. de C.V. (“FEMSA”), a large multinational beverage company. In the ordinary course of business, CEMEX pays and receives various amounts to and from FEMSA for products and services for varying amounts on market terms. Moreover, Mr. José Antonio Fernández Carbajal is the actual chairman of the board of Consejo de Enseñanza e Investigación Superior, A.C. (the managing entity of Instituto Tecnológico y de Estudios Superiores de Monterrey or ITESM). Mr. Lorenzo H. Zambrano, former Chairman of the Board of Directors and Chief Executive Officer of CEMEX, S.A.B. de C.V. until he passed away on May 12, 2014, was chairman of the board of ITESM until February 13, 2012. ITESM has received contributions from CEMEX for amounts that were not material in the periods presented.
- Mr. Rafael Rangel Sostmann, a member of the board of directors of CEMEX, S.A.B. de C.V., was the dean of ITESM until September 12, 2011.
- Mr. Bernardo Quintana Isaac, former member of the board of directors of CEMEX, S.A.B. de C.V., until March 20, 2013 is the chairman of the board of directors of Empresas ICA, S.A.B. de C.V. (“Empresas ICA”). Empresas ICA is one of the most important engineering and construction companies in Mexico. In the ordinary course of business, CEMEX extends financing to Empresas ICA in connection with the purchase of CEMEX’s products, on the same credit conditions that CEMEX awards to other customers.
- Mr. Lorenzo H. Zambrano was a member of the board of directors of IBM until he passed away on May 12, 2014. As mentioned in note 23C, in the ordinary course of business, IBM provides CEMEX with business processes services and IT, including: data processing services (back office) in finance, accounting and human resources; as well as IT infrastructure services, support and maintenance of IT applications in the countries in which CEMEX operates.
- Mr. Karl H. Watson Jr. is the President of CEMEX’s operations in the U.S. In the ordinary course of business, CEMEX’s U.S. operations pay fees to Florida Aggregate Transport, a vendor based in Florida, for freight services. Karl H. Watson Jr.’s stepbrother is part of Florida Aggregate Transport’s ownership and senior management. The amounts of those services, which are negotiated on market terms, are not significant to CEMEX’s U.S. operations.
- For the years ended December 31, 2014, 2013 and 2012, the aggregate amount of compensation of CEMEX, S.A.B. de C.V.’s board of directors, including alternate directors, and top management executives, was approximately US\$68 (Ps909), US\$39 (Ps503) and US\$37 (Ps490), respectively. Of these amounts, approximately US\$35 (Ps464) in 2014, US\$25 (Ps320) in 2013 and US\$26 (Ps343) in 2012, was paid as base compensation plus performance bonuses, including pension and postretirement benefits. In addition, approximately US\$33 (Ps444) in 2014, US\$14 (Ps183) in 2013 and US\$11 (Ps147) in 2012 of the aggregate amount in each year, corresponded to allocations of CPOs under CEMEX’s executive stock-based compensation programs. In 2014 and 2013, the amount of CPOs allocated included approximately US\$4 (Ps52) and US\$3 (Ps38), respectively, of compensation earned under the program that is linked to the fulfillment of certain performance conditions and that is payable through March 2015 to then still active members of CEMEX, S.A.B. de C.V.’s board of directors and top management executives (note 21).

**CEMEX, S.A.B. DE C.V. AND SUBSIDIARIES**  
**Notes to the Consolidated Financial Statements**  
**As of December 31, 2014, 2013 and 2012**  
(Millions of Mexican pesos)

**26) SUBSEQUENT EVENTS**

On January 5, 2015, as mentioned in note 15B, CEMEX and Holcim closed the series of related transactions pursuant to which, with retroactive effects as of January 1, 2015, CEMEX acquired all of Holcim's assets in the Czech Republic and divested its assets in the western part of Germany to Holcim. In Spain, CEMEX acquired Holcim's Gador cement plant (cement capacity of 0.85 million tons) and its Yeles cement grinding station (cement capacity of 0.90 million tons), among other operating assets. As part of these transactions, as originally agreed, CEMEX paid €45 (US\$54 or Ps803) in cash to Holcim on January 5, 2015. Nonetheless, considering debt assumed by CEMEX with the acquired assets of approximately €5 (US\$6 or Ps88), as well as other working capital adjustments determined as of the date of these financial statements related to the purchased and sold assets agreed with Holcim measured as of December 31, 2014 of approximately €7 (US\$8 or Ps118) that will be recovered from Holcim, the final payment in cash for CEMEX is expected to be reduced to approximately €33 (US\$40 or Ps594). Nevertheless final amounts can differ; CEMEX will consolidate the operating results of the acquired assets in Spain and the Czech Republic and will stop consolidating the operating results of the divested assets in the western part of Germany beginning January 1, 2015.

Considering CEMEX's best estimates, as well as legacy carrying amounts in certain cases, obtained during the due diligence process, the preliminary allocation of the purchase price to the combined net assets acquired from Holcim in Spain and the Czech Republic on January 5, 2015, would be as follows:

<u>Millions of U.S. dollars</u>		<u>(Unaudited)</u>
		<u>Total</u>
Current assets . . . . .	US\$	24
Non-current assets . . . . .		211
Goodwill . . . . .		39
Total assets . . . . .		<u>274</u>
Current liabilities . . . . .		19
Non-current liabilities . . . . .		8
Total liabilities . . . . .		<u>27</u>
Total net assets . . . . .	US\$	<u>247</u>

CEMEX will conclude such purchase price allocation to the fair values of the assets acquired and liabilities assumed in Spain and the Czech Republic during 2015.

On January 7, 2015, CEMEX withdrew the amount of US\$327 (Ps4,820) from the revolving credit tranche of the Credit Agreement mentioned in note 16A. The proceeds were used to repay a partial redemption of the January 2018 Notes for an aggregate principal amount of approximately US\$217 (Ps3,199). For purposes of the partial redemption of the January 2018 Notes, CEMEX paid aggregate premiums to the holders of such notes for approximately US\$10 (Ps147). CEMEX will apply the rest of the proceeds for other corporate purposes.

On January 21, 2015, in connection with the legal proceeding related to the premature distress of the concrete slabs of the *Autopista Norte* trunk line of the *Transmilenio* bus rapid transit system in Bogota, Colombia (note 24B), the court issued a resolution pursuant to which the judge agreed with the arguments presented by CEMEX Colombia in respect that the individuals under investigation were not public officers, and consequently, they had receive sentence since 2012. Considering the court's action time-bared, the process against the ASOCRETO officers ceases, and consequently, also the damage claim against CEMEX Colombia in its condition of purported joint responsible. The court's resolution is subject to be appealed before the Superior Court of Bogotá.

**CEMEX, S.A.B. DE C.V. AND SUBSIDIARIES**  
**Notes to the Consolidated Financial Statements**  
**As of December 31, 2014, 2013 and 2012**  
**(Millions of Mexican pesos)**

**Subsequent events – continued**

On February 18, 2015, in connection with the legal proceeding related to the CDC the Court of Appeals in Düsseldorf fully rejected CDC's appeal and maintained the first instance decision. The Court of Appeals in Düsseldorf expressly did not admit a second appeal against this decision which could have been challenged by CDC. The Court of Appeals decision is final and binding. Therefore, CEMEX canceled the provision accrued as of December 31, 2014 (note 24A).

On March 5, 2015, CEMEX, S.A.B. de C.V. announced the issuance of €550 due in 2023 and US\$750 due in 2025. The Euro Notes bear interest at an annual rate of 4.375% and mature on March 5, 2023. The Euro Notes were issued at par and are callable commencing on March 5, 2019. The U.S. Dollar Notes bear interest at an annual rate of 6.125% and mature on May 5, 2025. The U.S. Dollar Notes were issued at 99.98% of face value and are callable commencing on May 5, 2020.

On March 13, 2015, CEMEX S.A.B. de C.V. issued US\$200 of aggregate principal amount of U.S. dollar denominated Convertible Subordinated Notes due March 2020 (the "March 2020 Convertible Notes"). The March 2020 Convertible Notes were issued to partially fund the payment of the 2015 Optional Convertible Notes that matured on March 15, 2015 without conversion.

On March 26, 2015, stockholders at the annual ordinary shareholders' meeting approved, among other resolutions, a capitalization of retained earnings consisting in the issuance of 1,000,018,398 Series A shares and 500,009,466 Series B shares to be allocated to shareholders on a pro rata basis pursuant to such approval. These shares will become part of CEMEX, S.A.B. de C.V.'s outstanding capital stock on May 4, 2015.

On March 30, 2015, part of the proceeds from the March 5, 2015 issuance were used for the redemption of the remaining US\$344 aggregate principal amount of the January 2018 U.S. Dollar Notes (note 16A).

**CEMEX, S.A.B. DE C.V. AND SUBSIDIARIES**  
**Notes to the Consolidated Financial Statements**  
**As of December 31, 2014, 2013 and 2012**  
(Millions of Mexican pesos)

**Subsequent events – continued**

In connection with loss per share (note 21) and the capitalization of retained earnings mentioned above, giving effect to the issuance of new shares, CEMEX's loss per share in 2014, 2013 and 2012 would have been as follows:

	<u>2014</u>	<u>2013</u>	<u>2012</u>
<b>Denominator (thousands of shares)</b>			
Weighted average number of shares outstanding . . . . .	36,695,349	35,530,445	35,376,584
Capitalization of retained earnings in 2015 . . . . .	1,500,028	1,500,028	1,500,028
Effect of dilutive instruments – mandatorily convertible securities (note 16B) . . . . .	<u>629,545</u>	<u>629,545</u>	<u>629,545</u>
Weighted average number of shares outstanding – basic . . . . .	38,824,922	37,660,018	37,506,157
Effect of dilutive instruments – stock-based compensation . . . . .	293,657	306,930	286,042
Effect of potentially dilutive instruments – optionally convertible securities (note 16B) . . . . .	<u>5,733,796</u>	<u>7,105,488</u>	<u>7,105,488</u>
Weighted average number of shares outstanding – diluted . . . . .	<u>44,852,375</u>	<u>45,072,436</u>	<u>44,897,687</u>
<b>Numerator</b>			
Consolidated net loss . . . . .	Ps (5,680)	(9,611)	(11,338)
Less: non-controlling interest net income . . . . .	<u>1,103</u>	<u>1,223</u>	<u>662</u>
Controlling interest net loss . . . . .	(6,783)	(10,834)	(12,000)
Plus: after tax interest expense on mandatorily convertible securities . . . . .	<u>164</u>	<u>181</u>	<u>196</u>
Controlling interest net loss – basic loss per share . . . . .	(6,619)	(10,653)	(11,804)
Plus: after tax interest expense on optionally convertible securities . . . . .	<u>1,424</u>	<u>1,494</u>	<u>1,501</u>
Controlling interest net loss – diluted loss per share . . . . .	Ps <u>(5,195)</u>	<u>(9,159)</u>	<u>(10,303)</u>
<b>Controlling Interest Basic Loss Per Share . . . . .</b>	Ps <u><b>(0.17)</b></u>	<u><b>(0.28)</b></u>	<u><b>(0.31)</b></u>
<b>Controlling Interest Diluted Loss Per Share . . . . .</b>	Ps <u><b>(0.17)</b></u>	<u><b>(0.28)</b></u>	<u><b>(0.31)</b></u>

In connection with the securitization programs in the United States, France and the United Kingdom were extended in March 2015 and now they mature in March 2016 (note 9).

**CEMEX, S.A.B. DE C.V. AND SUBSIDIARIES**  
**Notes to the Consolidated Financial Statements**  
**As of December 31, 2014, 2013 and 2012**  
(Millions of Mexican pesos)

**27) MAIN SUBSIDIARIES**

The main subsidiaries as of December 31, 2014 and 2013 were as follows:

Subsidiary	Country	% Interest	
		2014	2013
CEMEX México, S. A. de C.V. <sup>1</sup>	Mexico	100.0	100.0
CEMEX España, S.A. <sup>2</sup>	Spain	99.9	99.9
CEMEX, Inc.	United States	100.0	100.0
CEMEX Latam Holdings, S.A. <sup>3</sup>	Spain	74.4	74.4
CEMEX (Costa Rica), S.A.	Costa Rica	99.1	99.1
CEMEX Nicaragua, S.A.	Nicaragua	100.0	100.0
Assiut Cement Company	Egypt	95.8	95.8
CEMEX Colombia S.A. <sup>4</sup>	Colombia	99.7	99.7
Cemento Bayano, S.A. <sup>5</sup>	Panama	99.9	99.9
CEMEX Dominicana, S.A.	Dominican Republic	100.0	100.0
CEMEX de Puerto Rico Inc.	Puerto Rico	100.0	100.0
CEMEX France Gestion (S.A.S.)	France	100.0	100.0
Solid Cement Corporation <sup>6</sup>	Philippines	100.0	100.0
APO Cement Corporation <sup>6</sup>	Philippines	100.0	100.0
CEMEX (Thailand) Co., Ltd. <sup>6</sup>	Thailand	100.0	100.0
CEMEX Holdings (Malaysia) Sdn Bhd <sup>6</sup>	Malaysia	100.0	100.0
CEMEX U.K.	United Kingdom	100.0	100.0
CEMEX Deutschland, AG.	Germany	100.0	100.0
CEMEX Austria, AG.	Austria	100.0	100.0
CEMEX Hrvatska d.d.	Croatia	100.0	100.0
CEMEX Czech Republic, s.r.o.	Czech Republic	100.0	100.0
CEMEX Polska sp. Z.o.o.	Poland	100.0	100.0
CEMEX Hungária Kft.	Hungary	100.0	100.0
Readymix Limited <sup>7</sup>	Ireland	100.0	100.0
CEMEX Holdings (Israel) Ltd.	Israel	100.0	100.0
CEMEX SIA	Latvia	100.0	100.0
CEMEX Topmix LLC, CEMEX Supermix LLC and CEMEX Falcon LLC <sup>8</sup>	United Arab Emirates	100.0	100.0
CEMEX AS	Norway	100.0	100.0
Cimentos Vencemos do Amazonas, Ltda.	Brazil	100.0	100.0
Readymix Argentina, S.A.	Argentina	100.0	100.0
CEMEX Jamaica	Jamaica	100.0	100.0
Neoris N.V. <sup>9</sup>	The Netherlands	99.8	99.8
CEMEX Trading, LLC <sup>10</sup>	United States	100.0	100.0
Gulf Coast Portland Cement Co. <sup>11</sup>	United States	100.0	100.0

- 1** CEMEX México, S.A. de C.V. is the indirect holding company of CEMEX España and subsidiaries.
- 2** CEMEX España is the indirect holding company of most of CEMEX's international operations.
- 3** The interest reported includes treasury shares, CEMEX Latam Holdings, which is listed in the Colombian stock exchange, is a subsidiary of CEMEX España and the indirect holding company of CEMEX's operations in Colombia, Costa Rica, Panama, Brazil, Guatemala and El Salvador (note 20D).
- 4** Represents our 99.7% and 98.9% interest in ordinary and preferred shares, respectively.
- 5** Includes a 0.515% interest held on Cemento Bayano's treasury.
- 6** Represents CEMEX's indirect interest in the economic benefits of these entities.
- 7** On August 29, 2014, we completed the divestment of substantially all our operating assets in Ireland.
- 8** CEMEX owns 49% equity interest in each of these entities and holds the remaining 51% of the economic benefits, through agreements with other shareholders.

**CEMEX, S.A.B. DE C.V. AND SUBSIDIARIES**  
**Notes to the Consolidated Financial Statements**  
**As of December 31, 2014, 2013 and 2012**  
**(Millions of Mexican pesos)**

**Main subsidiaries – continued**

- 9** Neoris N.V. is the holding company of the entities involved in the sale of information technology solutions and services.
- 10** CEMEX Trading, LLC is involved in the international trading of CEMEX's products through its branch in the Dominican Republic.
- 11** This entity is engaged in the procurement of fuels, such as coal and petcoke, used in certain CEMEX's operations.